

## Kentucky Energy and Environment Cabinet

# *Statewide Solid Waste Management Report - 2010 Update*

### **Division of Waste Management**

Anthony R. Hatton, P.G., Director

200 Fair Oaks Lane, 2nd Floor  
Frankfort, KY 40601  
502 564-6716

---

Compiled By: Recycling and Local Assistance Branch Chris Fitzpatrick, Branch Manager

---

Deborah Conway, Local Assistance Supervisor Rick Solomon, Recycling Assistance Supervisor

---

Brian Bentley - State Government Recycling Supervisor

---



## TABLE OF CONTENTS

Executive Summary .....	1 -11
-------------------------	-------

### **2010 County Solid Waste Annual Report**

Compiled County Summary .....	12 -16
Mandatory Garbage Collection.....	17
Remaining Landfill Capacity .....	18
Individual County Annual Summaries.....	19 -168
Statewide County Annual Report Summary .....	169
Grant Awards Map .....	170
KY Pride Grant Summary .....	171
Litter Abatement Grants 2003 – 2010 .....	174
Illegal Open Dump Cleanup Grants 2004-2010 .....	177
Recycling Grants 2007-2010 .....	180
Household Hazardous Waste Collection Grants 2007-2010 .....	185
Waste Tire Fund Expenditures.....	186
Waste Tire Fund Amnesty.....	189
Crumb Rubber Grants 2004-2010.....	193
Off-Site Waste Tire Cleanups 2001-2010 .....	197
Tire Derived Fuel (TDF) Grants 2001 – 2007 .....	200
Commonwealth Cleanup Week Grants 2002-2006 .....	201

Click link to advance to desired page.

# 2010 STATEWIDE MUNICIPAL SOLID WASTE MANAGEMENT UPDATE

## Energy and Environment Cabinet Division of Waste Management

### Executive Summary

#### BACKGROUND

Solid waste issues became a major focus in the late 1960s when the first solid waste legislation was passed. Kentucky Revised Statute (KRS) Chapter 109, enacted in 1966, gave counties the ability to establish “109 boards” to address solid waste issues. Subsequent legislation furthered the development of county authority and responsibility for the development of five-year municipal solid waste plans and penalties for non-compliance.

The five-year solid waste plans require access to garbage collection for all households, cleanup of illegal open dumps and litter, recycling, and solid waste education. Counties submit annual progress reports to the Energy and Environment Cabinet (EEC), providing the basis for cabinet recommendations to the governor and the General Assembly.

The Kentucky Recycling and Marketing Assistance (KRMA) program was established in 1998 to assist local governments in developing recycling infrastructure. The cost of developing and expanding recycling programs has always been an issue for local governments.

In 2002, the Kentucky Legislature enacted House Bill (HB) 174 creating KRS 224.43-500 and KRS 224.43-505 which established the Kentucky Pride Fund. A \$1.75 environmental remediation fee is paid on each ton of municipal solid waste disposed in Kentucky landfills. Funding from the fee is used to characterize and fund closure of orphan landfills and remediate illegal open dumps. Local governments may apply for grant funding for 75 percent of the cost of cleaning illegal open dumps. HB 174 further established an annual transfer of \$5 million from the Transportation Cabinet for litter abatement activities.

In 2006, Senate Bill (SB) 50 amended the Kentucky Pride Fund statutes, authorizing a portion of the funding generated through the \$1.75 environmental remediation fee to be used for recycling and household hazardous waste management grants. The first recycling grants were awarded in June 2007. The cabinet has seen growth in recycling infrastructure and expects this growth to continue, in large part because of the funding authorized by the General Assembly and the support of local governments.

#### ACHIEVEMENTS

- *Fewer illegal dumpsites identified* –The number of new dumpsites identified annually has declined 16 percent since 2003. More than 25,000 illegal open dumps have been cleaned since 1993 at a cost of over \$68 million dollars, an average cost of \$2,720 per dumpsite.
- *Litter along public roads decreases* – The Kentucky Pride Fund, Eastern Kentucky PRIDE, Bluegrass PRIDE, Transportation Cabinet, Adopt-A-Highway, and cities and counties contributed to the cleanup of 14,989,480 pounds of litter at a cost of \$6.9 million during 2010. The average cost per pound of litter picked up increased from 44 cents in 2009 to 46 cents in 2010.
- *Recycling* – Kentuckians recycled 29 percent of common household recyclables (aluminum, cardboard, steel, plastic, newspaper, glass, and paper) in 2010. Kentuckians recycled 35.7 percent of all municipal solid waste in 2010, which included sludge, concrete, compost, and asphalt in addition to the common household recyclables.

- *Curbside collection* – Participation in curbside garbage collection has remained steady following legislation in 2002 requiring waste haulers and recycling haulers to register and report to each county in which they provide service. The 2010 statewide household participation rate for all collection types is 86.6 percent.
- *Waste Tire Program* – The Waste Tire Trust Fund, enacted in 1998, was extended in the 2010 Special Session of the General Assembly through HB 2 and is in effect until June 30, 2012. The cabinet submitted a report to the Legislative Research Commission on January 13, 2012, recommending that the program be reauthorized. Tires recycled under this program are beneficially reused for purposes such as tire-derived fuel and crumb rubber for athletic fields, schools, and community parks. During 2010, Kentucky used funding from this program to recover approximately 604,000 passenger-tire-equivalents during waste tire “amnesties” across the state, as part of the waste tire amnesty program.
- *Crumb rubber grants awarded* – In 2010, the Waste Tire Trust Fund awarded 14 grants totaling \$282,814 to assist schools and communities in projects using crumb rubber from waste tires for athletic fields, gyms, parks, and community playgrounds.
- *Direct grants awarded for tire recycling and disposal* – The Waste Tire Trust Fund awarded 117 grants totaling \$351,000 to assist counties with funding the recycling and disposal of waste tires.
- *The cabinet continues to make recycling a priority for the state:*
  - In preparation of the 2011-2012 Kentucky Pride Fund Recycling and Household Hazardous Waste (HHW) Grants cycle, the Recycling Assistance Section organized presentations throughout the commonwealth utilizing the 15 Area Development Districts (ADDs). These presentations ran from October 2010 to February 2011.
  - The Kentucky Pride Fund Recycling and HHW Grants Committee reviewed 78 recycling and HHW grant applications and awarded over \$3.5 million. Sixty-one recycling grants were awarded to cities, counties, and universities in 2010; eight of the recycling grants awarded were for regional efforts that included two or more counties. HHW grants were awarded to 14 counties.
  - The cabinet has worked with the Finance and Administration Cabinet to put recycling equipment vendors on state contract for “eprocurement.” This was the first year that recycling and HHW grant applicants could purchase equipment by using the state’s web-based purchasing process rather than by putting the project out for sealed bids. This made the process easier and quicker.
  - The Kentucky Recycling Interest Group (KRIG) reorganized in 2007 and joined with the Kentucky Pollution Prevention Center to facilitate a much needed statewide program to further develop the recycling infrastructure of the state. Composed of individuals from state and local governments as well as industry, KRIG met in April 2010 at Eastern Kentucky University to discuss the gathering of recycling information for Kentucky and educational possibilities.
- *The Division of Waste Management’s state government office paper recycling program thrives* – The government office paper recycling program serves more than 115 agencies in Frankfort collecting office paper, computer paper, newsprint, and cardboard. State employees recycled

3,089,308 pounds of waste paper in 2010, approximately 246 pounds per state employee.  
Confidential document destruction provides a zero cost alternative to state and local governments.

## **RECOMMENDATIONS**

Expand training sessions to all employees in state government on the benefits of recycling governmental waste paper, which is beneficial to the environment and saves taxpayer dollars.

Expand educational efforts about Kentucky's "all state agency" electronic scrap (e-scrap) recycling contract, effective January 1, 2009, with Creative Recycling Systems for the environmentally sound recycling/reuse of the commonwealth's e-scrap (end of life computer equipment, components, and office electronics).

Continue and expand efforts to educate citizens and local government officials about the availability of state grants for litter abatement, illegal open dump cleanups, recycling infrastructure, household hazardous waste collection events, and the purchase of crumb rubber as well as other waste tire end uses.

Continue partnership with state and local law enforcement agencies on "Take Back Initiatives" for the collection and disposal of unused and expired pharmaceutical controlled substances and unwanted or expired over-the-counter medications.

**2010 STATEWIDE MUNICIPAL SOLID WASTE MANAGEMENT UPDATE**  
**Energy and Environment Cabinet**  
**Division of Waste Management**

**Municipal Solid Waste Reduction**

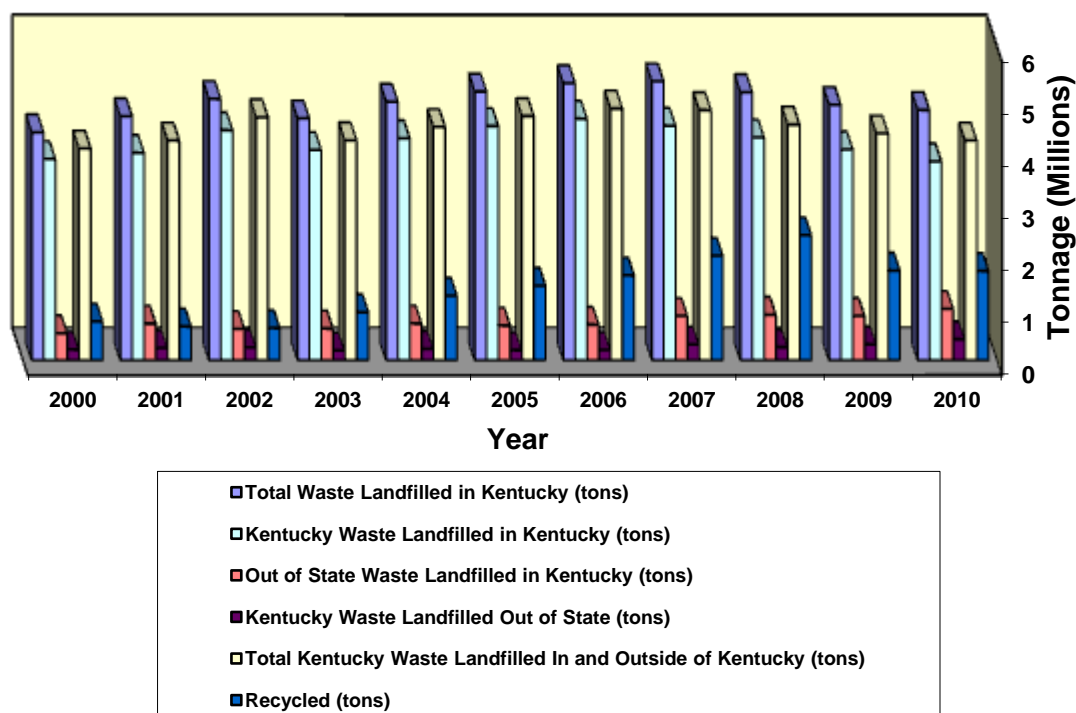
The cabinet has monitored solid waste disposal since 1993. While HB 174, enacted in 2002, eliminated the 25 percent reduction goal initiated in Senate Bill 2 in 1993, it also established policies to limit and reduce the amount of solid waste disposed through a reduction in the amount of waste generated. The bill also encouraged regional recycling, yard waste composting and resource recovery.

In 2010, Kentucky experienced a 6 percent decrease in Kentucky waste disposal in Kentucky landfills and a 3 percent increase in the amount of out-of-state waste disposed in Kentucky landfills. Kentucky exported 9 percent of its waste to out-of-state landfills, an increase from 7 percent in 2009. Kentucky land-filled 4,191,066 tons of waste in 2010, a decrease of 161,952 tons from 2009.

Kentucky's recycling rate on common household items (aluminum, cardboard, ferrous and nonferrous metal, plastic, newspaper, glass, scrap, and paper) increased from 28.3 percent in 2009 to 29 percent in 2010. The average recycling rate in the Southeast Region in 2006 was 22 percent, while the national average was 28.5 percent. (*The national recycling rate since 2006 had not been released at the time of publication.*) The first recycling grants were awarded in June 2007. As these new recycling programs become more established, Kentucky's recycling rates should increase.

The average cost for waste disposed at Kentucky landfills in 2010 was \$34.58 per ton. Chart No. 1 illustrates the comparison of tonnages of in-state, out-of-state, and the combined total of municipal solid waste received at landfills and the amount in tons of recycled materials in Kentucky, beginning with the base year 2000.

**Chart No. 1**  
**Tonnages of Municipal Solid Waste Disposed at Kentucky Landfills**



Disposal data from 1994 through 2010 are displayed in Table No. 1.

Year	Kentucky Waste Landfilled in Kentucky (tons)	Out of State Waste Landfilled in Kentucky (tons)	Total Waste Landfilled in Kentucky (tons)	Kentucky Waste Landfilled Out of State (tons)	Total Kentucky Waste Landfilled In and Outside of Kentucky (tons)	Recycled (tons)	Total Waste Generated in Kentucky	National Recycling Rate (Source US EPA)	Kentucky Recycling Rate
2000	3,860,516	515,136	4,375,652	202,029	4,062,545	742,398	4,804,943	28.6	15.5%
2001	3,982,260	701,442	4,683,702	233,617	4,215,877	644,925	4,860,802	*	13.3%
2002	4,415,859	598,548	5,014,407	247,002	4,662,861	615,476	5,278,337	*	11.7%
2003	4,036,800	605,760	4,642,560	184,159	4,220,959	919,802	5,140,761	*	17.9%
2004	4,259,181	702,295	4,961,476	217,761	4,476,942	1,237,294	5,714,236	*	21.7%
2005	4,493,499	663,686	5,157,185	191,923	4,685,422	1,429,490	6,114,912	31.6%	23.4%
2006	4,636,351	681,414	5,317,765	193,948	4,830,299	1,626,778	6,457,078	*	25.2%
2007	4,500,843	851,055	5,351,898	299,852	4,800,695	2,005,249	6,805,944	33.3%	29.5%
2008	4,273,781	870,637	5,144,418	248,408	4,522,189	2,398,863	6,921,052	*	34.7%
2009	4,048,176	851,541	4,899,717	304,842	4,353,018	1,719,818	6,072,836	33.8%	28.3%
2010	3,815,858	986,031	4,801,889	375,208	4,191,066	1,712,242	5,903,307	*	29.0%

Kentucky municipal solid waste recycled rates are for: aluminum, cardboard, steel, plastic, newsprint, glass and paper.

US EPA National Recycling Rate includes compost and yard waste (\* data not available)

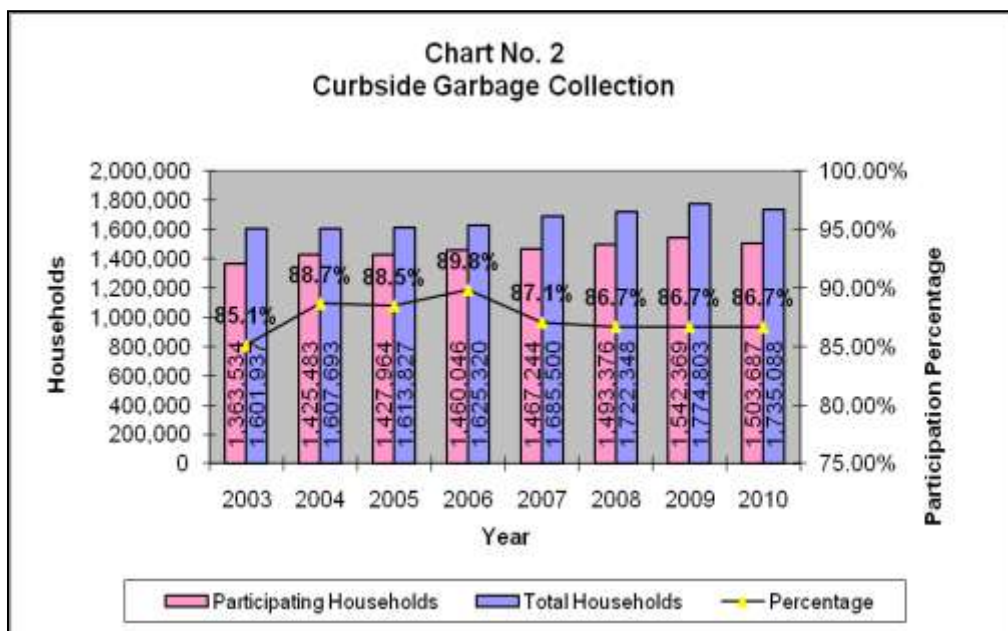
## Municipal Solid Waste Collection Programs

Participation in curbside garbage collection has remained relatively flat since 2003 with an average of 87.4 percent participation. Since 2003, waste haulers and recyclers have been required to register and report annually to the county the number of households utilizing collection service.

Chart No. 2 shows the number of households participating in collection systems from 2003 to 2010.

The average participation rate for collection systems in 2010 was 86.6 percent, which

means approximately 13.3 percent of households (231,401 households) are disposing of their garbage illegally or are not accounted for by current tracking methods. Self-haul to a transfer station or convenience center is a legal method of disposal. However, most counties have difficulty tracking customers to this type of facility. Increased reporting requirements and mandatory use of scales in transfer stations and convenience centers are needed to ensure adequate tracking for households participating in proper disposal of municipal solid waste. Data for multiunit housing is often not captured.



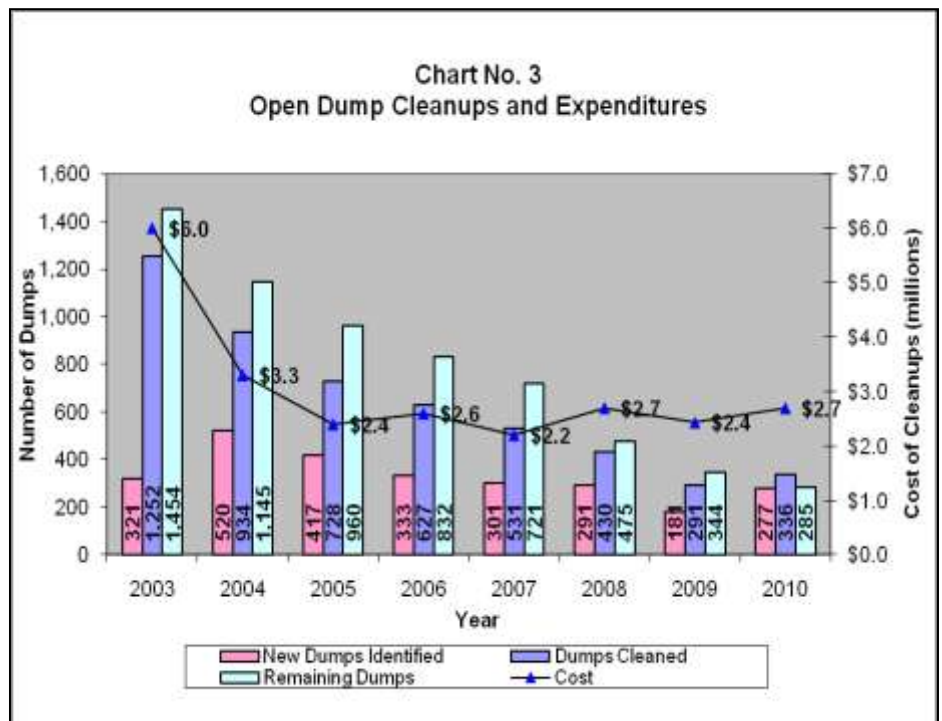
## Cleanup of Illegal Open Dumps

Since 1993, more than 25,000 illegal open dumpsites have been cleaned at a cost of \$68 million. Chart No. 3 shows the number of dumpsites cleaned since 2003. In 2010, counties cleaned 336 illegal open dumps at a cost of \$2.7 million. The average cost to clean each dumpsite was \$8,190. There were 285 known dumpsites remaining at the end of 2010.

Chart No. 3 shows a decrease in the number of remaining illegal dumps since 2003.

Financial assistance, through the Kentucky Pride Fund Illegal Open Dump Cleanup Grant program, has provided counties the incentive and the necessary financial help to identify and rid their communities of their old dumpsites.

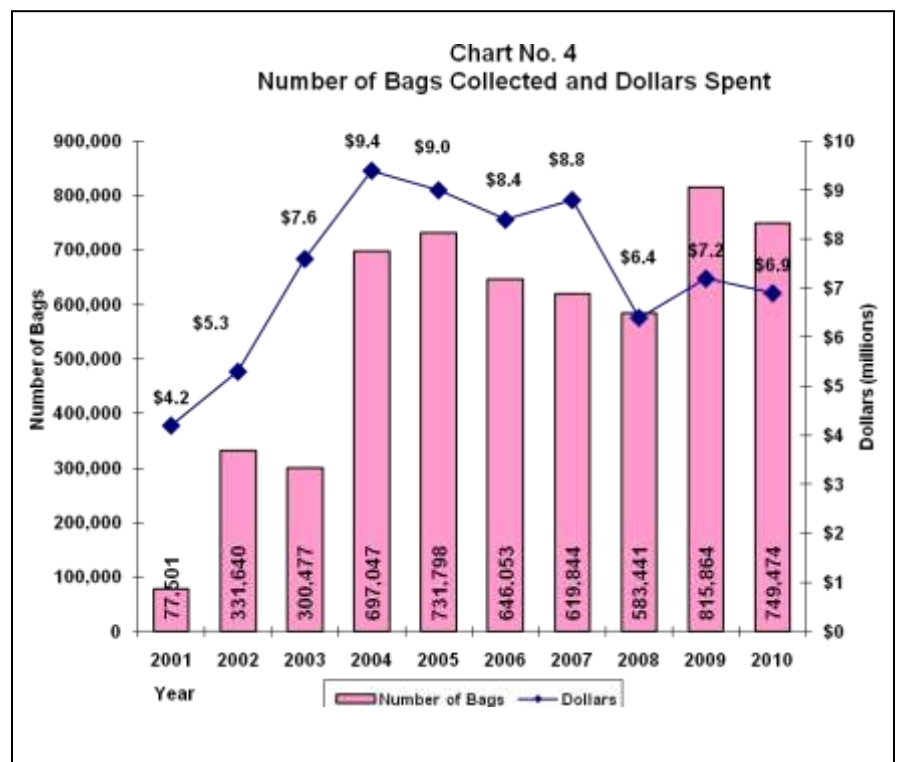
Since 2002, the Kentucky Pride Fund (\$1.75 environmental remediation fee) Illegal Open Dump Cleanup Grant programs have funded the cleanup of 1,494 dumpsites at a cost of more than \$9.1 million. The sixth round of illegal open dump grants was awarded in January 2010 for the remediation of 202 dumpsites at a projected of \$2.1 million.



## Anti-litter Control Program

In 2001, the division began tracking the cost of litter activities and the number of bags of litter collected. State litter abatement grant funding (Kentucky Pride Fund) began in fiscal year 2002. The cabinet receives \$5 million annually from the Transportation Cabinet for distribution to counties and incorporated cities for litter abatement activities.

The success of litter abatement campaigns across the commonwealth is evident in the reduction of litter being picked up along roadways. In 2010, counties cleaned 749,474 bags of litter on 215,814 miles of roadways.





Litter collection costs totaled \$6,870,665, an average cost of 46 cents per pound (\$917 per ton). Most of the items found on roadways are plastic bottles and food containers. Litter is costly at \$917 per ton when compared to the average landfill disposal rate of \$34.58 per ton. Chart No. 4 reflects the number of bags of litter collected and the amount spent on litter for calendar years 2001-2010.

## The Great American Cleanup

The Great American Cleanup, sponsored by Keep America Beautiful, runs March through May annually. The three-month period includes the cleanups sponsored by Commonwealth Cleanup Week (proclaimed the last week of March by the 1998 legislature), Eastern Kentucky PRIDE, and Bluegrass PRIDE. Kentuckians celebrated the 12<sup>th</sup> anniversary of Commonwealth Cleanup Week during the week of March 20-26, 2010. Commonwealth Cleanup Week is the combined efforts of city and county governments, individuals, businesses, nonprofit groups, and various state agencies promoting Kentucky's unique and scenic beauty. The success of Commonwealth Cleanup Week is seen in the level of participation and the amount of waste collected: more than 1,000 volunteers and county and state employees cleaned over 500 miles of road and 11 illegal dumpsites. Much of this success is attributable to education of our citizens about waste issues, and the results are showing along our cleaner roadways and countryside.

## Adopt-A-Highway

Kentucky has participated in the International Adopt-A-Highway Program since 1988. There are over 900 Adopt-A-Highway Groups in the state. The groups do four yearly pick ups, three scheduled and one on their own. Standard adoption is 2.0 miles with a 2 year contract. Groups include civic and community groups, business organizations and even families.

### 2010 Adopt-a-Highway Year End Statistics

2010 New Groups: 67

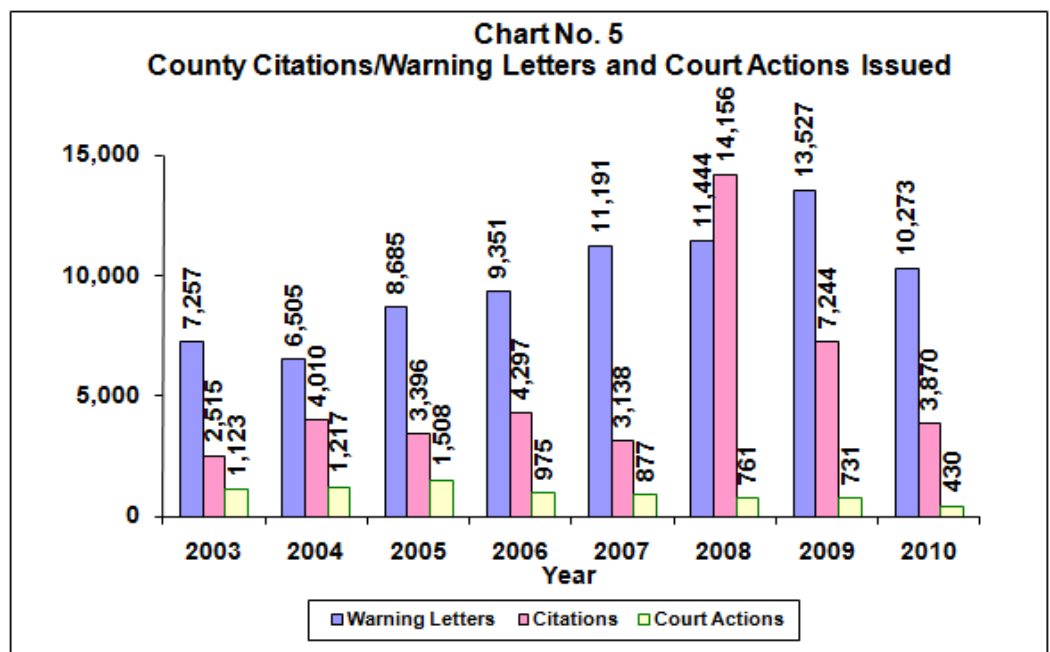
2010 Total Hours: 8,592 hours

2010 Total Groups to Date: 906 groups

2010 Total Miles Adopted to Date: 6864 miles

## Enforcement

In 1997, the cabinet began an emphasis on enforcement of illegal open dumping. Enforcement and education alerts citizens to the importance of proper management of solid waste. These efforts result in the creation of fewer illegal open dumps. In 2010, state inspectors investigated 299 open dump complaints resulting in the issuance of 89 NOV's. Local



governments issued fewer warning letters and citations in 2010 resulting in fewer court actions related to solid waste management.

Chart No. 5 shows the number of county-issued citations, warning letters, and subsequent court actions for the calendar years 2003 – 2010.

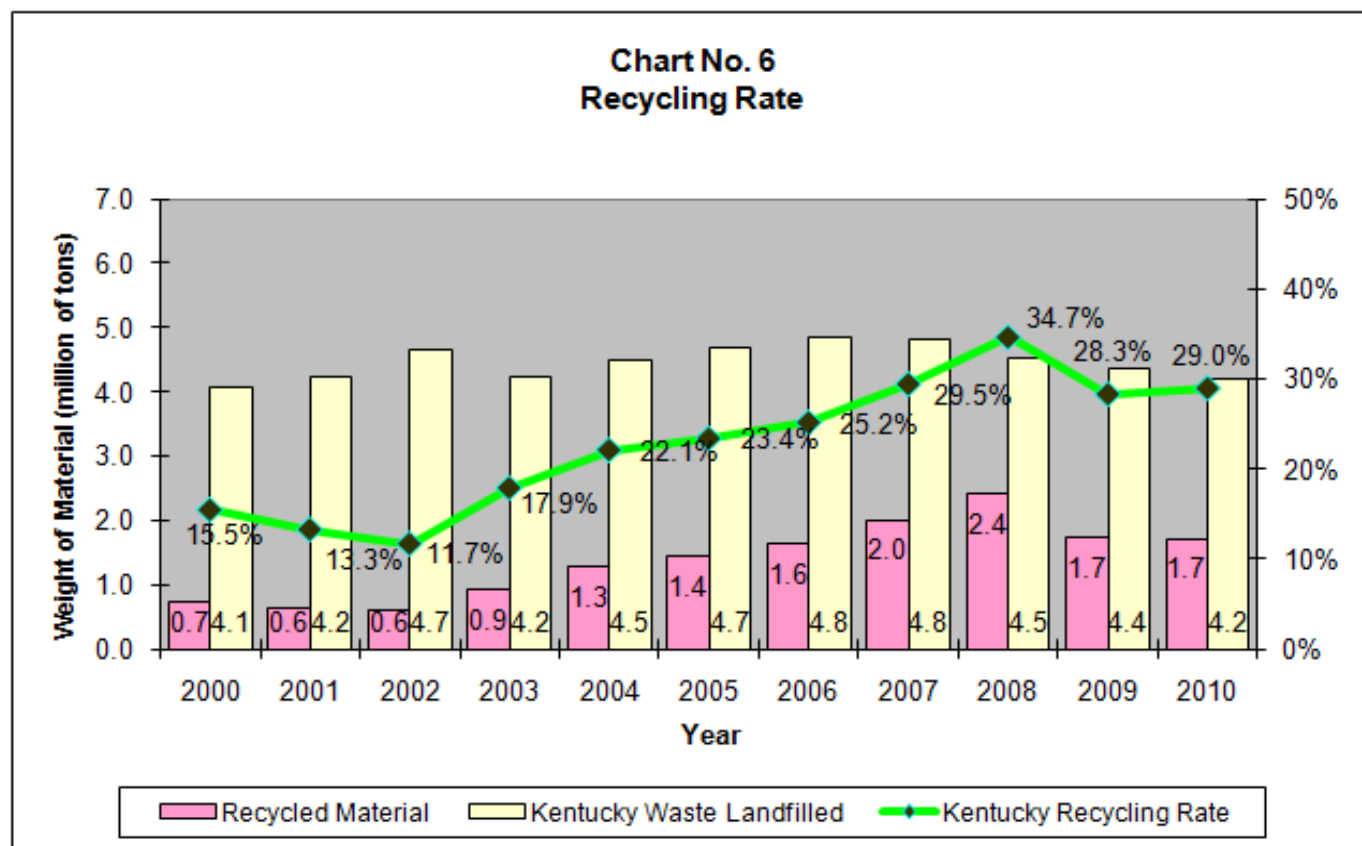
## Education

Virtually all counties provide some level of solid waste education. Counties conduct local activities through schools, radio, newspapers, television, brochures, fairs, contests, etc. Civic groups, extension service, homemakers clubs, school groups, Department for Environmental Protection staff, and local nonprofit organizations all provide support through local involvement in solid waste education activities.

The cabinet hosts solid waste training and education workshops annually for county solid waste coordinators, area development district staff, environmentalists, elected officials, and interested citizens. State staff also provides assistance and ensures compliance through annual site visits to all counties, monthly newsletters, daily phone calls, and correspondence.

## County Recycling and Recycling Education Programs

Beginning March 1, 2004, recyclers were required to report annually to the county the amount of municipal solid waste collected for recycling by volume, weight or number of items, and the type of items recycled. Statewide recycling rates of common household items such as glass, paper, metal, and plastics increased from 28.3 % to 29 % in 2010. Chart No. 6 maps the recycling rate since 2000. Table 2 (page 9) shows the breakdown by recycled material.



<b>Table 2</b>				
<b>Recyclable</b>	<b>2009 Tons Collected</b>	<b>2010 Tons Collected</b>	<b>Tonnage Change 2009- 2010</b>	<b>Percentage Change 2009- 2010</b>
Cardboard	174,330	191,163	16,833	9.7%
Electronic Scrap	2,339	4,059	1,721	73.6%
Glass	6,243	3,948	-2,296	-36.8%
Metals Ferrous	1,316,685	1,184,606	-132,079	-10.0%
Metals Non-Ferrous	68,740	148,860	80,121	116.6%
Mixed Residential Paper	46,724	54,082	7,359	15.7%
Newsprint	46,320	41,158	-5,162	-11.1%
Office Paper Mixed	12,298	21,773	9,475	77.0%
Office Paper White	3,357	5,071	1,714	51.0%
Plastic (2 Ltr Pop Btls [Pet])	1,589	964	-626	-39.4%
Plastic (Milk Jugs [Hdpe])	902	621	-281	-31.1%
Plastics Ns Nonspecific	19,911	13,424	-6,486	-32.6%
Steel Cans (Tin Cans)	2,357	4,725	2,369	100.5%
Used Beverage Cans	20,363	37,787	17,424	85.6%
<b>Totals</b>	<b>1,722,157</b>	<b>1,712,242</b>	<b>-9,915</b>	<b>-0.6%</b>

### **Kentucky Recycling and Marketing Assistance Program (KRMA)**

The Division of Waste Management's 2010-2011 Kentucky Pride Fund Recycling and Household Hazardous Waste (HHW) Grants Committee reviewed 78 recycling and HHW grant applications and awarded \$3.5 million. Sixty-one recycling grants were awarded to cities, counties, and universities in 2010; eight of the recycling grants awarded were for regional efforts that included two or more counties. HHW grants were awarded to 14 counties. Materials collected included E-scrap, pesticides, solvents, mercury and other HHW products found around the home. These events were made possible by the Kentucky Pride Fund. The Recycling and HHW grants require a 25 percent local match in the form of cash or "in-kind" personnel, educational activities/materials and advertising to promote the program from the cities or counties receiving the awards. The program's goal is to encourage recycling projects that can be expected to become financially viable as well as HHW management projects, with an emphasis on regional cooperative efforts in areas where few opportunities exist.

E-scrap collection is growing in the state, with approximately 56 counties offering some type of e-scrap collection. Year-round e-scrap drop-off programs are increasing across the state with 21 counties now offering them. Another 35 counties offer some type of e-scrap collection, whether periodic or an annual event. More than 4,059 tons of e-scrap was collected in 2010. Beginning in 2008, the Kentucky Pride Fund program provided grant awards for the management of HHW, a category that includes e-scrap and mercury. Also in 2008, the Finance and Administration Cabinet awarded an e-scrap recycling contract to a national vendor, Creative Recycling Services ([www.crsercycling.com](http://www.crsercycling.com)), which became effective January 1, 2009. This "all-agency" contract allows the executive, judicial, and legislative branches of government, school districts, universities, and any other public (not-for-profit) agency convenient access to recycling. The contract provides for statewide pickup and recycling services; with effectively zero percent (0%) of the scrap going to commonwealth landfills. This contract is unique in that the vendor pays the agencies/school districts/universities/local governments for selected items aggregated for recycling. Over 3,083,510 pounds (1,541 tons) of e-scrap have been collected from 496

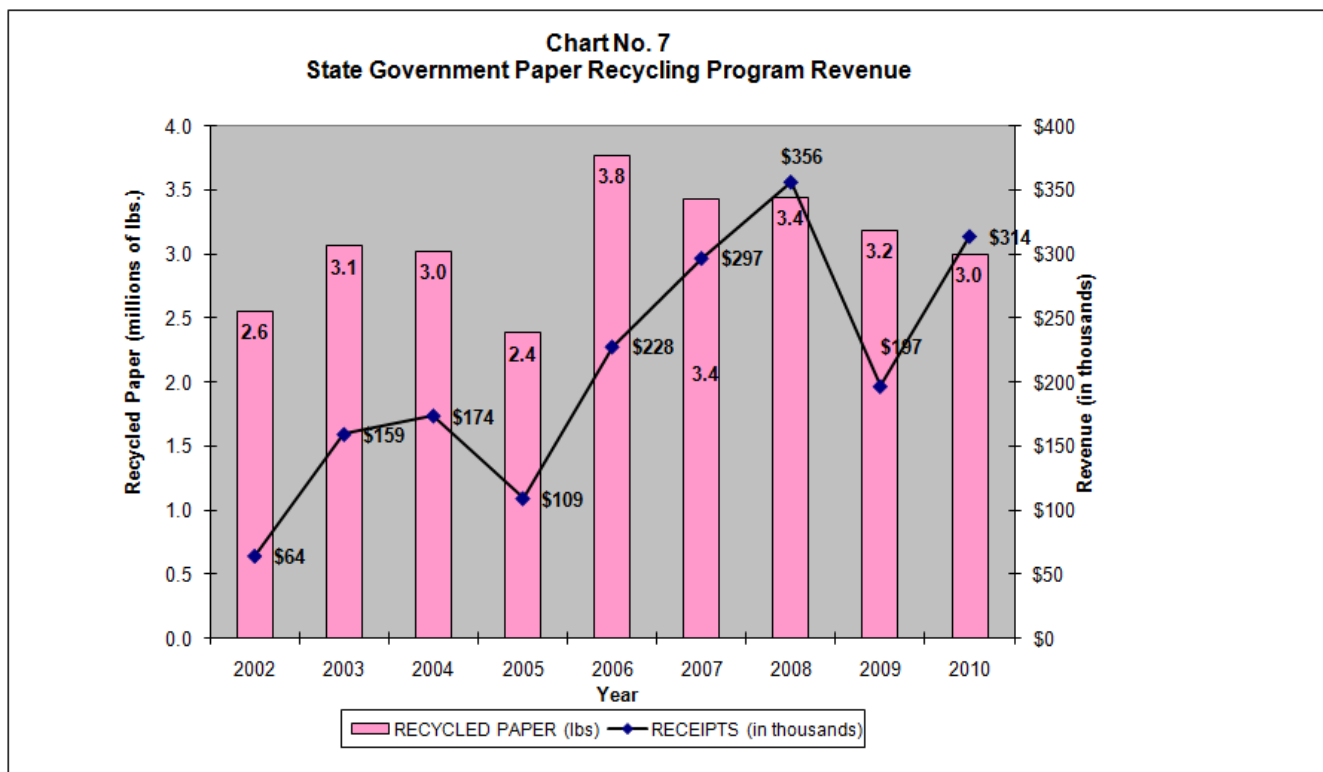
agencies/locations and refurbished or recycled in an environmentally sound and data secure manner year to date (January 2010 to December 2010). Payments to generators have netted over \$87,400.

The End of Life Vehicle Solutions – 2010 (ELVS) targets mercury-containing switches removed from automobiles before the autos are salvaged for scrap metal. The 110 participants collected 15.60 pounds of mercury from 7,090 switches.

### State Government Paper Recycling Program

The Division of Waste Management, Government Recycling Section, continues to operate the state paper recycling program serving more than 115 agencies in Frankfort. The Government Recycling program has been self-supporting, funding seven full-time staff positions.

Since 2002, state employees have recycled more than 27.9 million pounds of waste paper, generating more than \$1,897,589 in revenue. In 2010, government offices recycled 3,089,308 (1,545 tons) of paper, newsprint, and cardboard – approximately 246 pounds per state employee. Chart No. 7 (page 10) reflects the pounds of governmental waste paper recycled for calendar years 2002–2010.



### Waste Tire Trust Fund

The Waste Tire Trust Fund was extended in the 2010 Special Session of the General Assembly through HB 2 and is in effect until June 30, 2012. The cabinet submitted a report to the Legislative Research Commission on January 13, 2012, recommending that the program be reauthorized. Funding comes from a \$1 fee on the sale of all new motor vehicles tires sold in Kentucky. The fund is used to conduct waste tire amnesty programs, award crumb rubber grants and facilitate market development for the use of waste tires.

In 2010, tire amnesties were conducted in 20 counties that make up the Buffalo Trace, FIVCO and Lake Cumberland Area Development Districts (ADDs.) A total of 603,990 passenger-tire-equivalents (PTEs) were recovered at a cost of \$574,203. This represents an 18.4 percent decrease in PTEs recovered from the same counties during the last amnesty conducted 2005-2007.

Two off-site tire cleanups were conducted in Bath and Lee counties in 2010. A total of 12,217 PTEs were removed from these sites at a cost of \$13,729.65.

The Cabinet introduced a new \$3,000 waste tire removal grant in 2010. Counties may apply for this annual grant to be used during the fiscal year on the removal of waste tires between amnesties. Currently it takes 3.5 years for the Cabinet to conduct amnesties in all 120 counties.

### **Crumb Rubber Grants**

From 2004 – 2010, the cabinet awarded 229 grants totaling more than \$6.1 million to local government, schools, daycares, churches and other entities for the use of crumb rubber made from recycled tires on athletic fields, playgrounds, walking trails, landscaping, gymnasium floors, etc. In 2010, the cabinet awarded fourteen grants totaling \$282,814 for crumb rubber projects to be completed during the year. Funding for the crumb rubber grants comes from the Waste Tire Trust Fund.

# County Summary for 2010

	<u>Waste Disposed</u>	<u>Total Houses</u>	<u>Houses Participating</u>	<u>% Houses Served</u>	<u>Funds Provided</u>	<u>Fees collected</u>	<u>Tons Recycled</u>	<u>Miles Cleaned</u>
ADAIR	10,235	7,211	6,159	85.41	\$85,713.65	\$563,475.31	1,754	904
ALLEN	10,988	6,736	5,489	81.49	\$95,168.06	\$337,663.66	87	1,057
ANDERSON	17,437	8,369	6,700	80.06	\$26,557.02	\$191,052.22	57	402
BALLARD	5,026	3,195	2,609	81.66	\$157,615.66	\$12,805.70	58	261
BARREN	45,078	17,000	14,634	86.08	\$98,374.43	\$2,881,000.00	116,349	740
BATH	6,903	5,066	2,569	50.71	\$39,214.96	\$74,544.00	2	261
BELL	29,973	12,479	11,523	92.34	\$126,923.38	\$1,056,340.43	3,881	396
BOURBON	18,203	8,200	6,211	75.74	\$24,915.58	\$36,333.55	228	325
BOYD	170,333	20,277	17,494	86.28	\$55,782.42	\$705,023.09	448,339	638
BOYLE	30,220	11,075	11,075	100.0	\$149,219.46	\$1,464,165.21	51,077	2,488
BRACKEN	7,232	3,564	2,369	66.47	\$25,667.58	\$95.90	143	1,605
BREATHITT	5,431	6,170	3,607	58.46	\$290,939.08	\$110,517.54	1,275	72
BRECKINRIDGE	2,610	8,458	5,241	61.97	\$54,607.70	\$567,826.00	537	3,626
BULLITT	27,757	24,245	18,218	75.14	\$79,169.67	\$6,537.45	8,937	3,853
BUTLER	4,194	5,232	2,332	44.57	\$28,272.98	\$0.00	74	215
CALDWELL	25,040	5,351	3,825	71.48	\$23,883.40	\$44,455.69	1,182	2,868
CALLOWAY	34,520	14,922	13,560	90.87	\$52,973.53	\$1,828,810.00	17,712	700
CARLISLE	2,319	2,301	1,077	46.81	\$29,709.34	\$300.00	153	441
CARROLL	21,120	3,940	2,253	57.18	\$15,407.61	\$0.00	73	767
CARTER	45,700	9,000	7,599	84.43	\$70,892.77	\$225.00	Zero	1,400
CASEY	5,398	7,181	3,477	48.42	\$55,757.83	\$36,140.79	549	2,363
CHRISTIAN	70,593	26,144	18,891	72.26	\$124,832.37	\$4,874,688.70	26,825	614
CLARK	35,785	14,577	12,850	88.15	\$47,086.23	\$2,214,112.00	5,677	650
CLAY	6,041	7,732	4,184	54.11	\$710,740.01	\$300.00	36	1,320
CLINTON	7,119	4,300	2,181	50.72	\$152,620.79	\$0.00	90	2,461
CRITTENDEN	4,714	3,940	1,584	40.2	\$19,180.41	\$41,712.23	1,667	499
CUMBERLAND	5,500	3,129	1,898	60.66	\$43,458.91	\$5,206.50	5	1,190
DAVIESS	112,152	38,117	36,753	96.42	\$118,013.67	\$5,363,448.00	109,788	830

# County Summary for 2010

	<u>Waste Disposed</u>	<u>Total Houses</u>	<u>Houses Participating</u>	<u>% Houses Served</u>	<u>Funds Provided</u>	<u>Fees collected</u>	<u>Tons Recycled</u>	<u>Miles Cleaned</u>
EDMONSON	5,349	3,889	3,889	100.0	\$47,592.36	\$30,738.00	1	499
ELLIOTT	3,387	2,797	1,931	69.04	\$83,398.44	\$1,000.00	Zero	122
ESTILL	7,165	6,349	4,061	63.96	\$25,213.71	\$155,416.83	144	440
FAYETTE	311,541	140,260	140,260	100.0	\$272,031.38	\$38,024,358.33	280,350	27,315
FLEMING	8,306	6,143	4,497	73.21	\$32,503.25	\$248,944.00	109	218
FLOYD	22,187	17,905	15,957	89.12	\$93,001.30	\$2,139,825.11	264	748
FRANKLIN	44,239	22,022	22,022	100.0	\$59,711.13	\$278,473.36	2,354	3,626
FULTON	5,609	3,044	2,610	85.74	\$15,808.02	\$0.00	154	990
GALLATIN	5,698	2,940	2,179	74.12	\$14,272.21	\$0.00	20	510
GARRARD/LINCOL	24,567	16,445	8,750	53.21	\$179,019.12	\$0.00	938	1,759
GRANT	22,064	9,246	9,139	98.84	\$60,678.99	\$479,771.42	11,847	702
GRAVES	11,039	15,567	7,769	49.91	\$63,712.08	\$34,649.37	11,258	604
GRAYSON	15,605	10,082	8,078	80.12	\$46,396.67	\$677,376.00	3,708	Null
GREEN	4,445	5,108	2,813	55.07	\$31,103.00	\$44,701.56	16	12
GREENUP	45,334	15,205	14,417	94.82	\$63,044.63	\$10,322.68	555	1,463
HANCOCK	10,433	3,700	3,384	91.46	\$67,673.10	\$0.00	102	96
HARDIN	144,980	36,514	34,027	93.19	\$172,506.36	\$1,906,054.36	46,606	2,627
HARLAN	35,810	11,789	11,229	95.25	\$70,114.76	\$174,514.00	9,956	1,554
HARRISON	6,539	8,179	5,800	70.91	\$28,176.64	\$371,964.73	3,613	602
HART	14,600	6,871	5,621	81.81	\$173,916.97	\$1,761,201.33	510	1,101
HENDERSON	33,558	18,493	15,379	83.16	\$115,236.05	\$2,715,353.00	97,810	3,937
HENRY	9,902	5,781	5,566	96.28	\$29,309.43	\$136,661.31	3,679	484
HICKMAN	1,943	2,111	832	39.41	\$14,902.56	\$4,107.44	Zero	406
HOPKINS	40,472	18,980	15,593	82.15	\$74,517.78	\$186,868.55	2,395	12,239
JACKSON	5,367	5,793	5,095	87.95	\$98,962.38	\$306,398.90	217	401
JEFFERSON	968,038	308,305	295,134	95.73	\$1,904,642.02	\$22,060,185.40	495,455	13,584
JESSAMINE	24,708	18,221	14,029	76.99	\$195,807.49	\$223,557.47	734	151
JOHNSON	24,049	9,787	8,279	84.59	\$37,178.42	\$13,851.20	548	5,718

# County Summary for 2010

	<u>Waste Disposed</u>	<u>Total Houses</u>	<u>Houses Participating</u>	<u>% Houses Served</u>	<u>Funds Provided</u>	<u>Fees collected</u>	<u>Tons Recycled</u>	<u>Miles Cleaned</u>
KNOTT	9,853	7,216	6,364	88.19	\$34,684.57	\$116,556.95	2,251	3,666
KNOX	13,638	13,117	11,003	83.88	\$57,609.48	\$0.00	12,330	844
LARUE	6,539	5,275	3,878	73.52	\$59,647.27	\$68,412.93	366	524
LAUREL	46,458	24,676	23,788	96.4	\$87,875.07	\$324,200.00	2,505	1,497
LAWRENCE	6,365	5,465	4,409	80.68	\$82,061.37	\$16,260.89	93	1,230
LEE	4,518	3,211	2,601	81.0	\$768,635.13	\$940,962.96	43	856
LESLIE	7,804	4,268	3,069	71.91	\$394,795.88	\$87,188.46	201	272
LETCHER	13,088	10,172	8,584	84.39	\$71,700.36	\$995,161.09	438	603
LEWIS	10,156	5,412	5,057	93.44	\$86,019.59	\$159,097.26	786	229
LIVINGSTON	3,116	3,975	2,607	65.58	\$26,012.95	\$68,904.46	18	259
LOGAN	90,348	10,950	6,232	56.91	\$75,491.32	\$396,665.07	17,131	650
LYON	2,198	3,074	2,077	67.57	\$18,864.93	\$57,374.18	80	386
MADISON	74,965	29,628	23,688	79.95	\$100,876.48	\$334,413.66	23,507	982
MAGOFFIN	5,679	5,386	3,836	71.22	\$61,021.40	\$62,209.39	254	293
MARION	9,584	7,351	7,351	100.0	\$123,539.80	\$1,336,320.17	8,674	681
MARSHALL	23,265	15,495	14,075	90.84	\$60,339.13	\$2,144,055.08	31,592	861
MARTIN	6,270	5,197	3,753	72.21	\$40,623.91	\$0.00	Zero	219
MASON	21,750	6,986	6,769	96.89	\$247,467.68	\$5,109,382.83	2,345	410
MCCRACKEN	67,871	27,736	15,629	56.35	\$224,361.22	\$1,132,277.67	24,356	1,033
MCCREARY	4,635	6,634	3,398	51.22	\$55,032.51	\$56,298.06	9	560
MCLEAN	2,373	3,820	2,350	61.52	\$35,371.32	\$47,654.39	44,413	1,116
MEADE	12,919	11,035	10,962	99.34	\$303,393.71	\$453,222.66	1,451	884
MENIFEE	2,929	4,000	4,000	100.0	\$31,358.66	\$220,767.08	30	64
MERCER	16,942	9,331	7,378	79.07	\$44,639.68	\$111,600.93	586	286
METCALFE	4,568	4,282	2,700	63.05	\$26,007.44	\$0.00	Zero	215
MONROE	9,526	4,763	3,020	63.41	\$28,414.69	\$421,010.00	1,156	372
MONTGOMERY	35,161	9,638	9,335	96.86	\$54,900.08	\$886,636.02	432	168
MORGAN	5,758	5,288	4,281	80.96	\$27,872.73	\$219,271.65	34	1,404



# County Summary for 2010

	<u>Waste Disposed</u>	<u>Total Houses</u>	<u>Houses Participating</u>	<u>% Houses Served</u>	<u>Funds Provided</u>	<u>Fees collected</u>	<u>Tons Recycled</u>	<u>Miles Cleaned</u>
MUHLENBERG	14,049	12,052	8,444	70.06	\$48,843.54	\$506,467.76	Zero	476
NELSON	53,038	15,950	15,950	100.0	\$136,092.38	\$5,892,379.27	27,134	3,544
NICHOLAS	3,450	2,891	1,528	52.85	\$15,044.77	\$44,467.45	95	77
NKSWMA	509,394	141,668	138,966	98.09	\$305,486.97	\$165,417.15	137,305	11,628
OHIO	16,985	9,660	5,072	52.51	\$45,236.10	\$325,919.00	14,937	763
OLDHAM	35,499	18,319	17,372	94.83	\$87,097.84	\$76,177.99	2,459	441
OWEN	6,380	4,772	2,488	52.14	\$143,572.15	\$106,156.98	36	255
OWSLEY	4,431	1,935	1,876	96.95	\$202,065.51	\$263,398.64	36	242
PENDLETON	6,630	5,850	5,010	85.64	\$28,358.89	\$689,792.67	73	474
PERRY	32,620	11,319	9,582	84.65	\$99,740.55	\$270,995.58	29	1,054
PIKE	76,503	26,728	25,150	94.1	\$266,543.54	\$5,053,506.26	6,990	1,010
POWELL	7,901	5,730	4,405	76.88	\$37,244.68	\$66,701.13	36	5,683
PULASKI	56,880	25,444	17,478	68.69	\$390,521.38	\$488,310.09	15,784	2,216
ROBERTSON	1,301	974	899	92.3	\$6,036.64	\$0.00	35	67
ROCKCASTLE	78,156	7,028	4,680	66.59	\$354,384.70	\$3,320.45	4,821	27,472
ROWAN	27,446	8,300	7,893	95.1	\$61,926.61	\$410,555.00	2,197	652
RUSSELL	13,603	7,450	4,705	63.15	\$144,254.17	\$62,580.99	7,279	1,125
SCOTT	24,473	17,408	17,131	98.41	\$48,718.63	\$1,915,660.40	983	515
SHELBY	30,978	12,250	8,942	73.0	\$52,647.57	\$915,332.05	50,649	2,127
SIMPSON	14,159	6,621	6,060	91.53	\$34,218.49	\$1,090.05	1,805	625
SPENCER	8,650	6,850	5,342	77.99	\$28,229.68	\$129,561.70	363	184
TAYLOR	23,407	10,347	7,941	76.75	\$88,623.32	\$1,174,855.75	6,502	503
TODD	3,136	5,400	3,170	58.7	\$27,195.26	\$88,322.94	96	3,101
TRIGG	11,704	5,489	4,427	80.65	\$31,742.27	\$19,282.16	901	613
TRIMBLE	6,969	4,074	2,244	55.08	\$28,183.36	\$602,948.73	42	55
UNION	13,352	5,888	5,512	93.61	\$42,092.33	\$536,747.14	10,172	5,894
WARREN	108,034	36,232	36,232	100.0	\$251,144.91	\$1,150,155.22	63,415	6,479
WASHINGTON	5,777	5,006	4,872	97.32	\$83,912.48	\$170,641.69	6,843	487

# County Summary for 2010

	<u>Waste Disposed</u>	<u>Total Houses</u>	<u>Houses Participating</u>	<u>% Houses Served</u>	<u>Funds Provided</u>	<u>Fees collected</u>	<u>Tons Recycled</u>	<u>Miles Cleaned</u>
WAYNE	9,410	8,865	6,627	74.75	\$144,686.49	\$277,615.91	7,019	480
WEBSTER	9,077	5,522	5,254	95.15	\$108,659.39	\$394,187.40	1,967	844
WHITLEY	27,134	13,575	11,364	83.71	\$490,093.35	\$125.00	8,191	702
WOLFE	2,048	2,867	1,656	57.76	\$462,834.89	\$2,728.60	1,027	260
WOODFORD	16,510	9,806	8,519	86.88	\$155,453.29	\$729,061.52	1,130	348
<b>Grand Total</b>	<b>4,401,915</b>	<b>1,735,088</b>	<b>1,503,687</b>	<b>86.66</b>	<b>\$14,552,633.25</b>	<b>\$132,703,439.83</b>	<b>2,325,330</b>	<b>215,814</b>

## **2010 Kentucky Counties with Mandatory Garbage Collection Ordinances**

Bell County	Knott County
Bourbon County	Lee County
Boyd County	Leslie County
Breathitt County	Letcher County
Carter County	Lewis County
Casey County	Magoffin County
Clay County	Marion County
Elliott County	Mason County
Floyd County	McCreary County
Franklin County	Meade County
Grant County	Menifee County
Greenup County	Nelson County
Hardin County	Owsley County
Harlan County	Perry County
Henry County	Pike County
Jackson County	Taylor County
Jefferson County	Warren County
Johnson County	Washington County
Kenton County	Whitley County

The average percentage rate for household participation for mandatory counties was 91.9%.

The average percentage rate for household participation for non-mandatory counties was 82.8%.

The statewide average percentage rate for household participation was 86.5%.

The statewide average monthly cost for collection service was \$14.66.

The statewide average for landfill tipping fees was \$34.58.

	<b>Contained Landfill Remaining Permitted Airspace - (from 2009 Annual Survey)</b>					<b>Volume Basis</b>
<b>AI #</b>	<b>Permit Number</b>	<b>County</b>	<b>Facility Name</b>	<b>2009 Unfilled Permitted Airspace in Cubic Yards</b>	<b>2009 Volume Used</b>	<b>Remaining Landfill Life in Years</b>
74	005-00001	Barren	Glasgow Regional Landfill	9,486,346	122,523	77.4
275	008-00004	Boone	Bavarian Trucking	13,688,713	178,597	76.6
40319	010-00054	Boyd	Big Run Landfill	52,659,970	880,906	59.8
973	030-00004	Davies	West Daviess County Landfill	10,172,833	167,792	60.6
998	033-00004	Estill	Blue Ridge Recycling & Disposal	4,087,330	102,690	39.8
1372	037-00009	Franklin	Benson Valley Area Landfill	15,917,759	280,248	56.8
1483	041-00004	Grant	Epperson Waste Disposal	3,454,524	427,786	8.1
1551	042-00007	Graves	West KY Landfill	6,923,239	99,732	69.4
1592	045-00012	Greenup	Green Valley Environmental Corporation	27,980,533	260,575	107.4
1671	047-00040	Hardin	Hardin County Contained Landfill	4,014,892	168,612	23.8
38541	054-00012	Hopkins	Hopkins County Regional Landfill	7,730,416	244,871	31.6
2257	056-00028	Jefferson	Waste Management of KY Outer Loop	72,818,627	972,858	74.9
2581	063-00003	Laurel	Laurel Ridge Landfill	4,958,423	475,693	10.4
2726	069-00004	Lincoln	Tri K Landfill, Inc.	27,934,008	465,094	60.1
39028	071-00006	Logan	Southern Waste Services	4,085,848	214,579	19.0
2950	079-00015	Marshall	Waste Path Sanitary Landfill (LWD)	320,660	82,545	3.9
3013	081-00006	Mason	Maysville/Mason County Landfill	4,545,997	69,312	65.6
3188	087-00003	Montgomery	Montgomery County Landfill	8,309,840	245,658	33.8
3267	090-00001	Nelson	Nelson County Landfill	1,294,275	68,577	18.9
3306	092-00010	Ohio	Ohio County (Balefill) Landfill	14,337,928	304,558	47.1
3417	096-00001	Pendleton	Pendleton County Landfill	11,152,955	455,840	24.5
3688	098-00014	Pike	Pike County Landfill	1,561,058	100,958	15.5
3871	103-00007	Rowan	Local Sanitation	8,313,932	168,641	49.3
33403	105-00016	Scott	Central KY Landfill	3,149,571	88,964	35.4
4059	112-00002	Trimble	Valley View Landfill	16,745,969	683,100	24.5
15674	113-00005	Union	Dozit Company	3,984,617	105,110	37.9
	<b>Total</b>		Statewide	<b>339,630,263</b>	<b>7,435,819</b>	<b>45.7</b>
					Average Landfill	43.5
	<b>Years of remaining contained landfill capacity</b>				Median Landfill	38.9

**Department for Environmental Protection  
Division of Waste Management  
2010 County Annual Report Summary**

**ADAIR**

SW Coordinator A.L. Sinclair

Full-time

Disposal			Avg. \$ per Ton:	\$50.28	UNIVERSAL Collection			Avg. \$ per Month per Household	\$20.92	Recyclables		
Disposal Facility	Permit#	#Tons	\$Per Ton		Collection Sys	Primary(P)	Monthly \$	#	%	Accepted	Amount	Unit
Volunteer Regional Landfill, On		10,235	\$50.28		DOOR-TO-DOOR/PRIVATE HA	P	\$15.00	40	.55	CARDBOARD	130.93	TONS
Totals:	10,235.31				DOOR-TO-DOOR/PRIVATE HA	P	\$50.00	750	10.4	ELECTRONIC SCRAP	2.00	TONS
					DOOR-TO-DOOR/PRIVATE HA	P	\$14.00	10	.14	GLASS	2.00	TONS
					DOOR-TO-DOOR/PRIVATE HA	P	\$14.00	5	.07	METALS FERROUS (STEEL...)	1,300.00	TONS
					DOOR-TO-DOOR/PRIVATE HA	P	\$13.00	890	12.34	METALS NON-FERROUS	150.00	TONS
					DOOR-TO-DOOR/PRIVATE HA	P	\$14.00	747	10.36	MOTOR OIL	925.00	GAL
					DOOR-TO-DOOR/PRIVATE HA	P	\$15.00	47	.65	NEWSPRINT	79.69	TONS
					DOOR-TO-DOOR/PRIVATE HA	P	\$15.00	204	2.83	OFFICE PAPER MIXED	70.81	TONS
					DOOR-TO-DOOR/PRIVATE HA	P	\$13.00	90	1.25	PLASTIC (2 LTR POP BTLS [PET]	5.50	TONS
					DOOR-TO-DOOR/PRIVATE HA	P	\$15.00	376	5.21	PLASTICS NS NONSPECIFIC	8.28	TONS
					DOOR-TO-DOOR/PRIVATE HA	P	\$14.00	1,000	13.87	STEEL CANS (TIN CANS)	2.23	TONS
					MUNICIPALLY OWNED	P	\$15.00	1,700	23.58	TIRES	49,042.00	TIRES
					TRANSFER STATION	S	\$65.00	300	4.16	USED BEVERAGE CANS	3.00	TONS
		Total Households Participating:							6,159	85.41	Total Tons:	
Total Households:							7,211		1,754.44			

Open Dumps			
Dumps Cleaned	Tons Collected	Cleanup Cost	Dumps Remaining
1	0		0

Funds Received		
FEDERAL	PRIDE GRANT	\$9,904.77
STATE	LITTER GRANT	\$36,859.88
STATE	RECYCLING GRANT	\$38,949.00
<b>Totals:</b>		\$85,713.65

Recycling			
Door-to-Door			
Avail?	Owner	OP Area	# of House
			<input type="checkbox"/>

Enforcement			
Verbal Warnings	Warning Letters	Citations Issued	Court Actions
0	0	0	0

Fees Collected	
GARBAGE COLLECTION	\$519,379.44
PERMIT FEE	\$700.00
PROCEEDS FROM SALE OF RECYCLABLES	\$29,079.73
TRANSFER STATION	\$14,316.14
<b>Totals:</b>	\$563,475.31

Drop-off		Composting/	
#Public (Pu)	#Private (Pr)	#Public (Pu)	#Private (Pr)
1 (PU)	0 (PR)	0 (PU)	0 (PR)

Yard Waste Tons Collected		
Litter Costs	Litter Bags	Miles of Litter Cleaned
\$42,114.11	4,245	904

**Educational Activity:**

**Special Events:**

**Department for Environmental Protection  
Division of Waste Management  
2010 County Annual Report Summary**

**ADAIR**  
Continued

**SW Coordinator** A.L. Sinclair

Full-time

**COLLECTION:** None reported.

**DISPOSAL:** None reported.

**RECYCLING/REDUCTION:** Presented Education in schools and 4-H with 600 youths involved on how to recycle and how it affects our community and country.

**ANTI-LITTERING:** Poster contest for P-3 with winners presented awards. Theme: how to prevent litter and why recycle. Fall PRIDE Cleanup with over 200 volunteers.

**ANTI-DUMPING:** Lindsey Wilson students help with cleanups which demonstrated to students ways of promoting environmental cleanup. For the first time, there have been no problems with illegal dumpsites reported/spotted.

**ENFORCEMENT:** Once a dump is located and identified, and if a name is found the SWC turns the name over to the County Attorney and she takes the case before the Grand Jury and a citation is issued.

**SITING:** Planning and Zoning changes posted in newspaper when necessary. Currently, no request or intent to apply for SWM facility.

Computer Recycling Drop Off

Out-dated Medicine Drop-off

**Department for Environmental Protection  
Division of Waste Management  
2010 County Annual Report Summary**

**ALLEN**

SW Coordinator Willard Gilliam

Part-time

Disposal				UNIVERSAL Collection				Recyclables			
Disposal Facility		Permit#	#Tons	Avg. \$ per Ton: \$26.90 \$Per Ton	Collection Sys	Primary(P)	Monthly \$	#	%	Accepted	Amount Unit
GLASGOW CITY OF		00500001	9,874	\$26.80	DOOR-TO-DOOR/PERMIT	S	\$15.00	2	.03	CARDBOARD	39.64 TONS
SOUTHERN SANITATION		07100006	1,113	\$27.00	DOOR-TO-DOOR/PERMIT	P	\$18.00	560	8.31	GLASS	2.25 TONS
					DOOR-TO-DOOR/PERMIT	P	\$18.00	1,891	28.07	METALS FERROUS (STEEL...)	44.48 TONS
					DOOR-TO-DOOR/PRIVATE HA	S	\$15.00	65	.96	METALS NON-FERROUS	0.30 TONS
					DOOR-TO-DOOR/PRIVATE HA	P	\$20.93	685	10.17	TIRES	1,445.00 TIRES
					MUNICIPALLY OWNED	P	\$19.00	1,736	25.77	USED BEVERAGE CANS	0.30 TONS
					TRANSFER STATION	P	\$41.80	550	8.17		
<b>Totals:</b>				<b>10,987.80</b>						<b>Total Tons:</b>	<b>86.97</b>
					<b>Total Households Participating:</b>				<b>5,489</b>	<b>81.49</b>	
					<b>Total Households:</b>				<b>6,736</b>		

Open Dumps				Funds Received			Recycling			
Dumps Cleaned	Tons Collected	Cleanup Cost	Dumps Remaining				Door-to-Door			
0	0	\$0	2	STATE	LITTER GRANT	\$34,068.06	Avail?	Owner	OP Area	# of House
				STATE	OPEN DUMP GRANT	\$5,250.00				
				STATE	RECYCLING GRANT	\$55,850.00				
				<b>Totals:</b>	<b>\$95,168.06</b>					

Enforcement					Fees Collected		Drop-off		Composting/		Yard Waste Tons Collected		
Verbal Warnings	Warning Letters	Citations Issued	Court Actions				#Public (Pu)	#Private (Pr)	#Public (Pu)	#Private (Pr)	Litter Costs	Litter Bags	Miles of Litter Cleaned
0	0	0	0	DISPOSAL FACILITIES KRS 68.178	\$321,478.70		2 (PU)	0 (PR)	1 (PU)	0 (PR)	\$60,285.82	6,994	1057
				PERMIT FEE	\$2,000.00								
				PROCEEDS FROM SALE OF RECYCLABLES	\$14,184.96								
				<b>Totals:</b>	<b>\$337,663.66</b>								

**Educational Activity:**

COLLECTION: Non reported.

DISPOSAL: None reported

RECYCLING/REDUCTION: Allen County Homemakers held annual recycling event and collected 30,236 pounds of material.

ANTI-LITTERING: None reported.

ANTI-DUMPING: None reported.

ENFORCEMENT: None reported.

SITING: None reported.

**Special Events:**

Allen County Homemakers Recycling Days

County Wide Cleanup, March 2010

Trash Masters

**Department for Environmental Protection  
Division of Waste Management  
2010 County Annual Report Summary**

**ANDERSON**

SW Coordinator Josh Chambers

Full-time

Disposal				UNIVERSAL Collection				Recyclables			
		Avg. \$ per Ton:	\$30.00			Avg. \$ per Month per Household	\$8.74				
Disposal Facility	Permit#	#Tons	\$Per Ton	Collection Sys	Primary(P)	Monthly \$	#	%	Accepted	Amount	Unit

ALLIED WASTE SERVICES-BE	03700009	15,166	\$30.00
CENTRAL KENTUCKY LANDFI	10500016	2,271	\$30.00

CONVENIENCE CENTER	S	Null	Zero
DOOR-TO-DOOR/FRANCHISE	P	\$8.74	6,700 81.57

NEWSPRINT	46.18	TONS
PLASTIC (2 LTR POP BTLS [PET])	2.28	TONS
PLASTIC (MILK JUGS [HDPE])	1.71	TONS
PLASTICS NS NONSPECIFIC	1.14	TONS
STEEL CANS (TIN CANS)	3.42	TONS
USED BEVERAGE CANS	2.28	TONS

**Totals:** 17,436.70

**Total Households Participating:** 6,700 80.06  
**Total Households:** 8,369

Open Dumps			
Dumps	Tons	Cleanup	Dumps
Cleaned	Collected	Cost	Remaining
0	0	\$0	2

Funds Received		
STATE	LITTER GRANT	\$26,557.02
<b>Totals:</b>		<b>\$26,557.02</b>

Recycling			
Door-to-Door			
Avail?	Owner	OP Area	# of House
<input checked="" type="checkbox"/>	CO	CC	300

**Total Tons:** 57.01

Enforcement			
Verbal	Warning	Citations	Court
Warnings	Letters	Issued	Actions
6	0	1	0

Fees Collected	
FRANCHISE FEE	\$187,008.69
PROCEEDS FROM SALE OF RECYCLABLES	\$4,043.53
<b>Totals:</b>	
	<b>\$191,052.22</b>

Drop-off		Composting/	
#Public (Pu)	#Private (Pr)	#Public (Pu)	#Private (Pr)
1 (PU)	0 (PR)	0 (PU)	0 (PR)

Yard Waste Tons Collected		
Null		
Litter Costs	Litter Bags	Miles of Litter Cleaned
\$54,190.46	776	402

**Educational Activity:**

**COLLECTION:** We now have a 20 yard rear load packer truck which helps us to pickup curbside recyclables faster and saves time and fuel by reducing the number of trips to Lexington for processing.

**DISPOSAL:** None reported.

**RECYCLING/REDUCTION:** We are currently picking up 650 households at the curbside and adding new households every day.

**ANTI-LITTERING:** Our litter abatement program is working great. Several schools and church groups are on a waiting list to participate in the program.

**ANTI-DUMPING:** None reported.

**ENFORCEMENT:** None reported.

**SITING:** None reported.

**Special Events:**

Kentucky River Sweep



**Department for Environmental Protection  
Division of Waste Management  
2010 County Annual Report Summary**

**BALLARD**

SW Coordinator Ronnie Fondaw

Part-time

Disposal				UNIVERSAL		Collection			Recyclables			
		Avg. \$ per Ton:	\$36.29			Avg. \$ per Month per Household		\$18.33				
Disposal Facility		Permit#	#Tons	\$Per Ton	Collection Sys	Primary(P)	Monthly \$	#	%	Accepted	Amount	Unit
WASTE PATH SANITARY LAN		07900015	198	\$25.00	CONVENIENCE CENTER	S	Null	Null		CARDBOARD	37.35	TONS
WEST KY LANDFILL		04200007	4,828	\$47.57	DOOR-TO-DOOR/PERMIT	P	\$20.00	2,213	69.26	METALS FERROUS (STEEL...)	10.75	TONS
					DOOR-TO-DOOR/PERMIT	P	\$18.00	95	2.97	METALS NON-FERROUS	0.37	TONS
					DOOR-TO-DOOR/PERMIT	P	\$17.00	301	9.42	MOTOR OIL	550.00	GAL
										OFFICE PAPER WHITE	9.03	TONS
										USED BEVERAGE CANS	0.26	TONS
Totals:		5,026.16				Total Households Participating:		2,609	81.66			
						Total Households:		3,195				
											Total Tons:	57.76

Open Dumps			
Dumps Cleaned	Tons Collected	Cleanup Cost	Dumps Remaining
0	\$37,913	0	

Funds Received		
STATE	LITTER GRANT	\$18,739.52
STATE	OPEN DUMP GRANT	\$69,438.07
STATE	RECYCLING GRANT	\$69,438.07
<b>Totals:</b>		<b>\$157,615.66</b>

Recycling			
Door-to-Door			
Avail?	Owner	OP Area	# of House

Enforcement			
Verbal Warnings	Warning Letters	Citations Issued	Court Actions
0	0	0	0

Fees Collected	
PERMIT FEE	\$400.00
PROCEEDS FROM SALE OF RECYCLABLES	\$12,405.70
<b>Totals:</b>	<b>\$12,805.70</b>

Drop-off		Composting/	
#Public (Pu)	#Private (Pr)	#Public (Pu)	#Private (Pr)
1 (PU)	0 (PR)	0 (PU)	0 (PR)

Yard Waste Tons Collected		
Litter Costs	Litter Bags	Miles of Litter Cleaned
\$20,212.80	724	261

**Educational Activity:**

**COLLECTION:** The county advertised American Recycles Day and the location and hours of the recycling center. Especially advertised recyclable phones. The county advertised and held a spring county wide cleanup week with list of items that would be collected.

**DISPOSAL:** None reported.

**RECYCLING/REDUCTION:** The county advertised American Recycles Day and the location and hours of the recycling center. Especially advertised recyclable phones. The county advertised and held a spring county wide cleanup week with list of items that would be collected. The county solid waste coordinator went to schools, churches and homemaker clubs with his "recycle trash can" and explained what can be recycled.

**ANTI-LITTERING:** None reported.

**ANTI-DUMPING:** None reported.

**ENFORCEMENT:** None reported.

**SITING:** None reported.

**Special Events:**

Ballard County Annual Cleanup Week

**Department for Environmental Protection  
Division of Waste Management**

**BARREN**

SW Coordinator Shannon White

Full-time

**2010 County Annual Report Summary**

Disposal				UNIVERSAL Collection				Recyclables			
		Avg. \$ per Ton:	\$25.00			Avg. \$ per Month per Household	\$15.70				
Disposal Facility	Permit#	#Tons	\$Per Ton	Collection Sys	Primary(P)	Monthly \$	#	%	Accepted	Amount	Unit

GLASGOW CITY OF

00500001

45,078

\$25.00

DOOR-TO-DOOR/PRIVATE HA P

\$20.93

1,500

8.77

CARDBOARD

818.00

TONS

**Totals:**

**45,077.88**

DOOR-TO-DOOR/PRIVATE HA P

\$15.00

150

.88

COMPOST MTL/ YARD WASTE

119.00

TONS

DOOR-TO-DOOR/PRIVATE HA P

\$15.00

51

.3

ELECTRONIC SCRAP

4.00

TONS

DOOR-TO-DOOR/PRIVATE HA P

\$18.00

4,700

27.49

GLASS

10.00

TONS

DOOR-TO-DOOR/PRIVATE HA P

\$16.00

405

2.37

METALS FERROUS (STEEL...)

110,000.00

TONS

MUNICIPALLY OWNED

S

\$10.00

6,525

38.17

METALS NON-FERROUS

700.00

TONS

MUNICIPALLY OWNED

S

\$15.00

1,303

7.62

NEWSPRINT

115.00

TONS

**Total Households Participating:**

**14,634**

**86.08**

**Total Households:**

**17,000**

OFFICE PAPER MIXED

9.00

TONS

OFFICE PAPER WHITE

6.00

TONS

PLASTIC (MILK JUGS [HDPE])

31.00

TONS

SEWAGE SLUDGE

765.00

TONS

STEEL CANS (TIN CANS)

1,071.00

TONS

USED BEVERAGE CANS

2,701.00

TONS

**Total Tons:**

**116,349.00**

Open Dumps			
Dumps	Tons	Cleanup	Dumps
Cleaned	Collected	Cost	Remaining
0	0	\$0	0

**Funds Received**

STATE

LITTER GRANT

\$68,374.43

STATE

RECYCLING GRANT

\$30,000.00

**Totals:**

**\$98,374.43**

**Recycling**

**Door-to-Door**

Avail?	Owner	OP Area	# of House
<input type="checkbox"/>	CI	CO	4000

Enforcement			
Verbal	Warning	Citations	Court
Warnings	Letters	Issued	Actions
12	2	0	1

**Fees Collected**

DISPOSAL FACILITIES KRS 68.178

Zero

GARBAGE COLLECTION

\$663,000.00

LANDFILL USER FEES

\$2,185,000.00

PROCEEDS FROM SALE OF RECYCLABLES

\$33,000.00

**Totals:**

**\$2,881,000.00**

**Drop-off**

#Public (Pu)

#Private (Pr)

**Composting/**

#Public (Pu)

#Private (Pr)

1 (PU) (PR) 1 (PU) 0 (PR)

**Yard Waste Tons Collected**

**1,009.00**

**Litter Costs / Litter Bags / Miles of Litter Cleaned**

**\$60,335.84**

**3,211**

**740**

**Educational Activity:**

**COLLECTION:** The county places ads in local news paper, City website with hours of peratoin and contact information. Coutny website has the Solid Waste Coordinator's contact information with a website being developed. Funding has been an issue with the website development.

**ISPOSAL:** The county utilizes local media to distribute information regarding proper disposal practices and takes advantage of local events to talk to the public about disposal issues.

**ECYCLING/REDUCTION:** The county promoted recycling with ads on the radio and newspaper. County started the recycling Roll Offs at special events.

**NTI-LITTERING:** The county used public service announcements to announce Roadside Pride Campaign and other cleanup events. County started Trash for Cash program for local non-profit groups and organizations.

**NTI-DUMPING:** The county advertised local numbers to report illegal dumping.

**ENFORCEMENT:** Cash rewards offered for identification of individuals dumping illegally.

**SITING:** None reported.

**Special Events:**

Alternative Spring Break  
Kentucky Association of Environmental Educators  
Trash Master Cleaup Barren River Lake

**Department for Environmental Protection  
Division of Waste Management  
2010 County Annual Report Summary**

**BATH**

SW Coordinator Ray Ellis

130

Disposal				UNIVERSAL Collection				Recyclables			
		Avg. \$ per Ton:	\$28.00			Avg. \$ per Month per Household	\$8.96				
Disposal Facility	Permit#	#Tons	\$Per Ton	Collection Sys	Primary(P)	Monthly \$	#	%	Accepted	Amount	Unit

VEOLIA ES MOREHEAD LAND	10300007	6,903	\$28.00	DOOR-TO-DOOR/PERMIT	P	\$8.96	2,569	50.71	GLASS	0.59	TONS
				TRANSFER STATION	S	Null	Zero	50.71	MIXED RESIDENTIAL PAPER	0.24	TONS
									NEWSPRINT	0.95	TONS
									PLASTIC (2 LTR POP BTLS [PET]	0.14	TONS
									STEEL CANS (TIN CANS)	0.13	TONS
									TIRES	193.00	TIRES
<b>Totals:</b>			<b>6,902.51</b>	<b>Total Households Participating:</b>			<b>2,569</b>	<b>50.71</b>			
				<b>Total Households:</b>			<b>5,066</b>				

Open Dumps			
Dumps Cleaned	Tons Collected	Cleanup Cost	Dumps Remaining
2	0	\$2,198	1

Funds Received			
STATE	EMER DUMP GRANT	\$10,000.00	
STATE	LITTER GRANT	\$23,889.50	
STATE	OPEN DUMP GRANT	\$2,784.46	
STATE	RECYCLING GRANT	\$2,541.00	
<b>Totals:</b>		<b>\$39,214.96</b>	

Recycling Door-to-Door			
Avail?	Owner	OP Area	# of House

**Total Tons: 2.05**

Enforcement			
Verbal Warnings	Warning Letters	Citations Issued	Court Actions
0	3	0	0

Fees Collected		
FRANCHISE FEE	\$20,080.00	
TRANSFER STATION	\$54,464.00	
<b>Totals:</b>	<b>\$74,544.00</b>	

Drop-off		Composting/	
#Public (Pu)	#Private (Pr)	#Public (Pu)	#Private (Pr)
0 (PU)	0 (PR)	0 (PU)	0 (PR)

Yard Waste Tons Collected
---------------------------

Litter Costs	Litter Bags	Miles of Litter Cleaned
<b>\$24,546.40</b>	<b>2,665</b>	<b>261</b>

**Educational Activity:**

COLLECTION: Offered Non-profit groups money per mile to pick up litter

RECYCLING/REDUCTION: Gave talks to clubs and other groups

ANTI-LITTERING: Gave talks to clubs and other groups

ANTI-DUMPING: Gave talks to clubs and other groups

Placed ad in Bath County Bulletin for Recycling at Transfer Station

**Special Events:**

**Department for Environmental Protection  
Division of Waste Management  
2010 County Annual Report Summary**

**BELL**

SW Coordinator Joyce Hoskins

Full-time

Disposal				MANDATORY Collection				Recyclables			
		Avg. \$ per Ton:	\$43.65			Avg. \$ per Month per Household	\$10.25				
Disposal Facility	Permit#	#Tons	\$Per Ton	Collection Sys	Primary(P)	Monthly \$	#	%	Accepted	Amount	Unit
LAUREL RIDGE LANDFILL IN	06300003	21,662	\$37.01	DOOR-TO-DOOR/FRANCHISE	P	\$10.00	683	5.47	CARDBOARD	96.67	TONS
VOLUNTEER REGIONAL LAND	TENN	8,312	\$50.28	DOOR-TO-DOOR/FRANCHISE	P	\$8.50	4,440	35.58	LEAD ACID BATTERIES	91.00	EACH
				DOOR-TO-DOOR/FRANCHISE	P	\$11.25	6,400	51.29	METALS FERROUS (STEEL...)	2,065.48	TONS
				TRANSFER STATION	S	\$11.25	Zero		METALS NON-FERROUS	1,571.00	TONS
									TIRES	1,998.00	TIRES
									USED BEVERAGE CANS	148.00	TONS

**Department for Environmental Protection  
Division of Waste Management**

**BOURBON**

SW Coordinator Tina Ritchie

Part-time

**2010 County Annual Report Summary**

Disposal				UNIVERSAL Collection				Recyclables			
		Avg. \$ per Ton:	\$33.28			Avg. \$ per Month per Household	\$11.83				
Disposal Facility	Permit#	#Tons	\$Per Ton	Collection Sys	Primary(P)	Monthly \$	#	%	Accepted	Amount	Unit

CENTRAL KENTUCKY LANDFI	10500016	9,825	\$28.60
RUMPKE OF KY MONTGOMER	08700003	6,373	\$38.25
VEOLIA ES MOREHEAD LAND	10300007	2,005	\$33.00

**Totals:** **18,203.43**

DOOR-TO-DOOR/FRANCHISE	P	\$9.00	2,451	29.89
MUNICIPALLY OWNED	P	\$16.00	360	4.39
MUNICIPALLY OWNED	P	\$10.50	3,400	41.46
TRANSFER STATION	S	Null	Null	

**Total Households Participating:** **6,211** **75.74**  
**Total Households:** **8,200**

CARDBOARD	39.27	TONS
GLASS	37.39	TONS
MIXED RESIDENTIAL PAPER	38.01	TONS
NEWSPRINT	89.41	TONS
PLASTIC (2 LTR POP BTLS [PET])	7.97	TONS
PLASTIC (MILK JUGS [HDPE])	3.67	TONS
PLASTICS NS NONSPECIFIC	3.03	TONS
STEEL CANS (TIN CANS)	5.85	TONS
USED BEVERAGE CANS	3.10	TONS

**Total Tons:** **227.70**

Open Dumps			
Dumps	Tons	Cleanup	Dumps
Cleaned	Collected	Cost	Remaining
0	0		

Funds Received		
STATE	LITTER GRANT	\$24,915.58
<b>Totals:</b>		<b>\$24,915.58</b>

Recycling			
Door-to-Door			
Avail?	Owner	OP Area	# of House
<input checked="" type="checkbox"/>	CI	CC	600

Enforcement			
Verbal	Warning	Citations	Court
Warnings	Letters	Issued	Actions
0	0	0	0

Fees Collected	
FRANCHISE FEE	\$25,120.87
PROCEEDS FROM SALE OF RECYCLABLES	\$11,212.68
<b>Totals:</b>	<b>\$36,333.55</b>

Drop-off		Composting/	
#Public (Pu)	#Private (Pr)	#Public (Pu)	#Private (Pr)
2 (PU)	0 (PR)	0 (PU)	1 (PR)

**Yard Waste Tons Collected**

Litter Costs	Litter Bags	Miles of Litter Cleaned
<b>\$27,377.70</b>	<b>934</b>	<b>325</b>

**Educational Activity:**

COLLECTION: Spring Cleanup for city residents of Paris, curbside service and no charge at city dump. Scrap metal roundup-spring event-county wide-collection of used appliances, metal, fence & wire. Fall Haul-fall county wide event, dumpsters throughout the county each Saturday for a month-collection of trash, brush and some appliances. Fall cleanup for city residents of Paris.

RECYCLING/REDUCTION: Schools recycle within themselves; paper and ink cartridges.

ANTI-LITTERING: Non-profit groups pick up roadside litter

ANTI-DUMPING: n/a

ENFORCEMENT: n/a

SITING: n/a

**Special Events:**

Fall Haul  
Scrap Metal Roundup

**Department for Environmental Protection  
Division of Waste Management  
2010 County Annual Report Summary**

**BOYD**

SW Coordinator Steve Sturgill

Part-time

Disposal				MANDATORY Collection				Recyclables			
Avg. \$ per Ton: \$35.75				Avg. \$ per Month per Household \$14.45							
Disposal Facility	Permit#	#Tons	\$Per Ton	Collection Sys	Primary(P)	Monthly \$	#	%	Accepted	Amount	Unit
BIG RUN LANDFILL	01000054	157,932	\$33.50	COLLECTION BOXES		Zero	Null		ANTIFREEZE / ETHYL GLYCOL	375.00	GAL
GREEN VALLEY ENVIRONME	04500012	12,401	\$38.00	DOOR-TO-DOOR/FRANCHISE	P	\$14.00	375	1.85	CARDBOARD	227.57	TONS
Totals:				DOOR-TO-DOOR/PERMIT	P	\$10.50	2,278	11.23	ELECTRONIC SCRAP	3.04	TONS
				DOOR-TO-DOOR/PRIVATE HA	S	\$12.00	623	3.07	LEAD ACID BATTERIES	235.00	EACH
				DOOR-TO-DOOR/PRIVATE HA	S	\$14.00	581	2.87	METALS FERROUS (STEEL...)	442,009.00	TONS
				DOOR-TO-DOOR/PRIVATE HA	S	\$12.00	225	1.11	METALS NON-FERROUS	5,872.95	TONS
				DOOR-TO-DOOR/PRIVATE HA	S	Null	224	1.1	MOTOR OIL	54,920.00	GAL
				DOOR-TO-DOOR/PRIVATE HA	S	\$13.00	982	4.84	NEWSPRINT	186.22	TONS
				DOOR-TO-DOOR/PRIVATE HA	S	\$15.00	3	.01	PLASTIC (2 LTR POP BTLS [PET])	11.20	TONS
				DOOR-TO-DOOR/PRIVATE HA	S	\$13.25	90	.44	PLASTIC (MILK JUGS [HDPE])	1.70	TONS
				DOOR-TO-DOOR/PRIVATE HA	S	\$12.00	350	1.73	STEEL CANS (TIN CANS)	27.49	TONS
				DOOR-TO-DOOR/PRIVATE HA	S	\$12.00	230	1.13	TIRES	33,076.00	TIRES
				DOOR-TO-DOOR/PRIVATE HA	P	\$15.00	11	.05	Total Tons: 448,339.17		
				DOOR-TO-DOOR/PRIVATE HA	P	\$13.50	262	1.29			
				DOOR-TO-DOOR/PRIVATE HA	P	\$27.66	757	3.73			
				DOOR-TO-DOOR/PRIVATE HA	P	\$15.50	1,830	9.03			
				MUNICIPALLY OWNED	P	\$17.38	8,673	42.77			
				Total Households Participating:			17,494	86.28			
				Total Households:			20,277				

Open Dumps			
Dumps Cleaned	Tons Collected	Cleanup Cost	Dumps Remaining
42	11.5	\$385	4

Funds Received		
STATE	LITTER GRANT	\$55,782.42
<b>Totals:</b>		<b>\$55,782.42</b>

Recycling			
Door-to-Door			
Avail?	Owner	OP Area	# of House

Enforcement			
Verbal Warnings	Warning Letters	Citations Issued	Court Actions
69	223	10	10

Fees Collected	
LANDFILL USER FEES	\$705,023.09
<b>Totals:</b>	<b>\$705,023.09</b>

Drop-off		Composting/	
#Public (Pu)	#Private (Pr)	#Public (Pu)	#Private (Pr)
1 (PU)	1 (PR)	0 (PU)	0 (PR)

Yard Waste Tons Collected		
Litter Costs	Litter Bags	Miles of Litter Cleaned
\$63,677.35	3,357	638

**Educational Activity:**

**Special Events:**

COLLECTION: None reported.  
DISPOSAL: None reported.  
RECYCLING/REDUCTION: Sponsored the Boyd County High recycling program and County Fair in August.  
ANTI-LITTERING: Provided anti-litter information at County Fair.  
ANTI-DUMPING: Provided anti-dumping information at County Fair.  
ENFORCEMENT: Provided anti-litter information at County Fair.  
SITING: None reported.

Fall Cleanup, October 2010  
Spring Cleanup, April 2010  
Tire Amnesty, October 2010

**Department for Environmental Protection  
Division of Waste Management**

**BOYLE**

SW Coordinator Donna Fechter

Full-time

**2010 County Annual Report Summary**

Disposal				UNIVERSAL Collection				Recyclables			
		Avg. \$ per Ton:	\$43.33			Avg. \$ per Month per Household	\$13.89				
Disposal Facility	Permit#	#Tons	\$Per Ton	Collection Sys	Primary(P)	Monthly \$	#	%	Accepted	Amount	Unit
ALLIED WASTE SERVICES-BE	03700009	51	\$49.45	CONVENIENCE CENTER	P	Zero	3,626	32.74	CARDBOARD	1,890.00	TONS
CENTRAL KENTUCKY LANDFI	10500016	567	\$45.00	DOOR-TO-DOOR/FRANCHISE	S	\$10.15	355	3.36	CLOTH	305.00	TONS
TRI K LANDFILL INC	06900004	29,602	\$35.55	DOOR-TO-DOOR/FRANCHISE	S	\$7.52	6,731	63.66	COMPOST MTLS/ YARD WASTE	300.00	TONS
				DOOR-TO-DOOR/PRIVATE HA	S	\$24.00	363	3.43	ELECTRONIC SCRAP	33.00	TONS
<b>Totals:</b>		<b>30,219.80</b>		<b>Total Households Participating:</b>			<b>11,075</b>	<b>100.0</b>	GLASS	15.00	TONS
				<b>Total Households:</b>			<b>11,075</b>		LEAD ACID BATTERIES	200.00	EACH
									METALS FERROUS (STEEL...)	11,000.23	TONS
									METALS NON-FERROUS	200.00	TONS
									MIXED RESIDENTIAL PAPER	61.40	TONS
									MOTOR OIL	28,000.00	GAL
									NEWSPRINT	247.00	TONS
									PAINT	20.00	GAL
									PESTICIDE CONTAINERS	2,100.00	TONS
									PLASTIC (2 LTR POP BTLS [PET]	20.00	TONS
									PLASTIC (MILK JUGS [HDPE])	7.00	TONS
									PLASTICS NS NONSPECIFIC	9.00	TONS
									SEWAGE SLUDGE	34,108.00	TONS
									STEEL CANS (TIN CANS)	12.50	TONS
									TIRES	399.00	TIRES
									USED BEVERAGE CANS	769.00	TONS
									<b>Total Tons:</b>	<b>51,077.13</b>	

Open Dumps			
Dumps Cleaned	Tons Collected	Cleanup Cost	Dumps Remaining
0	0	\$0	0

Funds Received			
STATE	EMER DUMP GRANT	\$20,000.00	
STATE	LITTER GRANT	\$31,219.46	
STATE	RECYCLING GRANT	\$98,000.00	
<b>Totals:</b>		<b>\$149,219.46</b>	

Recycling			
Door-to-Door			
Avail?	Owner	OP Area	# of House

Enforcement			
Verbal Warnings	Warning Letters	Citations Issued	Court Actions
0	0	119	14

Fees Collected	
GARBAGE COLLECTION	\$612,350.11
GENERAL REVENUE	\$601,152.27
OTHER	\$142,237.82
PROCEEDS FROM SALE OF RECYCLABLES	\$108,425.01
<b>Totals:</b>	<b>\$1,464,165.21</b>

Drop-off		Composting/	
#Public (Pu)	#Private (Pr)	#Public (Pu)	#Private (Pr)
6 (PU)	2 (PR)	1 (PU)	0 (PR)

Yard Waste Tons Collected		
300.00		
Litter Costs	Litter Bags	Miles of Litter Cleaned
\$42,988.72	1,511	2488

**Educational Activity:**

**Special Events:**

**Department for Environmental Protection  
Division of Waste Management  
2010 County Annual Report Summary**

**BOYLE**  
Continued

**SW Coordinator** Donna Fechter Full-time

**2010 BOYLE COUNTY EDUCATION**

**January**

- Educational outreach on Christmas Tree Disposal

**January – March**

- Education outreach Ice Storm related Tree and Limb Disposal

**April**

- Earth Day Festival – Millennium Park
- City of Danville Compost Give-A-Way
- Educational outreach on Litter Abatement
- Educational outreach on Paint Disposal
- KSD – 9 students, 3 adults
- Transylvania University – 6

**May**

- Pioneer Services

**June**

- Education outreach at Brass Band Festival
- Educational outreach on Litter and Waste on the Waterways
- Educational outreach at Fair
- Lexington Ave. Baptist Church – 11 students, 4 adults
- Renters Association – 20

**July**

- Bluegrass Technical College

**September**

- Educational outreach at Constitution Square Festival
- River Sweep at Coffey's Cove Marina and Quinn Island Marina

**October**

- Household hazardous Waste Month
- Educational Outreach at Perryville Battlefield Re-enactment
- Educational Outreach at Forkland Festival
- Rotary Club - 50
- KSD – 4 students, 1 adult
- Recycle Center Open House October 25 – 29

**November**

- America's Recycles Day
- Anti Litter Education Month
- Boyle County Library – presentation and power point exhibit 11/17 – 12/11

**December**

- Boyle County Library – presentation
- Christmas Tree disposal

**All Year – Newspaper advertising, Radio shows, Pamphlets and brochures on Recycling, litter, open burning, e-scrap, open dumps.**

**SCHOOLS:** All City of Danville and Boyle County Schools recycle paper and cardboard. Boyle County Schools have access to 20-yard Recycle containers for plastics and alum/steel can recycle. All schools have recycling education, usually in science, classes range from 20 -25 Students. Center College recycled over 50 tons, and has 2 major recycling fairs. They also have many environmental groups.

Christmas Tree Drop-off

Commonwealth Cleanup Week

Danville Compost Give-away

Earth Day

Kentucky River Sweep

November Anti-Litter Month

Recycle Center Open House

September/Household Hazardous Waste Awareness Month



**Department for Environmental Protection  
Division of Waste Management**

**BRACKEN**

**SW Coordinator** Tommy & Caroline  
Jefferson

Full-time

**2010 County Annual Report Summary**

Disposal				UNIVERSAL Collection				Recyclables			
		Avg. \$ per Ton:	\$38.26			Avg. \$ per Month per Household	\$14.04				
Disposal Facility	Permit#	#Tons	\$Per Ton	Collection Sys	Primary(P)	Monthly \$	#	%	Accepted	Amount	Unit
BROWN COUNTY, OHIO		29	\$44.50	DOOR-TO-DOOR/FRANCHISE	S	\$15.25	291	8.16	CARDBOARD	47.30	TONS
MASON COUNTY	08100006	1,027	\$21.75	DOOR-TO-DOOR/FRANCHISE	S	\$11.71	498	13.97	ELECTRONIC SCRAP	2.33	TONS
RUMPKE OF KY PENDLETON	09600001	6,177	\$48.53	DOOR-TO-DOOR/PERMIT	P	\$15.17	1,580	44.33	GLASS	2.23	TONS
<b>Totals:</b>		<b>7,232.07</b>		<b>Total Households Participating:</b>			<b>2,369</b>	<b>66.47</b>	MIXED RESIDENTIAL PAPER	25.10	TONS
				<b>Total Households:</b>			<b>3,564</b>		NEWSPRINT	50.40	TONS
									PLASTICS NS NONSPECIFIC	7.30	TONS
									STEEL CANS (TIN CANS)	6.90	TONS
									TIRES	37,657.00	TIRES
									USED BEVERAGE CANS	1.30	TONS
									<b>Total Tons:</b>	<b>142.86</b>	

Open Dumps				Funds Received				Recycling			
Dumps	Tons	Cleanup	Dumps					Door-to-Door			
Cleaned	Collected	Cost	Remaining	FEDERAL	CONSERV GRANT	\$7,500.00		Avail?	Owner	OP Area	# of House
0	0			STATE	LITTER GRANT	\$18,167.58		<input checked="" type="checkbox"/>	CO	CC	18
									CO	CI	18
				<b>Totals:</b>		<b>\$25,667.58</b>					

Enforcement				Fees Collected				Drop-off				Composting/				Yard Waste Tons Collected			
Verbal	Warning	Citations	Court					#Public (Pu)		#Private (Pr)		#Public (Pu)		#Private (Pr)					
Warnings	Letters	Issued	Actions	PROCEEDS FROM SALE OF RECYCLABLES				\$95.90											
2	11	3																	
				<b>Totals:</b>		<b>\$95.90</b>		4 (PU)	0 (PR)	0 (PU)	0 (PR)					<b>\$33,283.19</b>	<b>2,693</b>	<b>1605</b>	

**Educational Activity:**

**COLLECTION:** Rumpke provides disposal service as well as roll-off's throughout Bracken Co. We have had success in getting the judge to require Rumpke service in nuisance cases. Citizens are urged in Trash Talk articles to subscribe to Rumpke service. Mason Co. also provides roll-offs. We were very successful in advertising our Tire Amnesty with flyers, newspaper ads, Trash Talk article & radio announcement the week of the amnesty.

**DISPOSAL:** Bracken County does not have a disposal facility within its boundaries, but we discuss the services available to citizens at the Mason Co. & Pendleton Co. Landfills in our Trash Talk Article.

**RECYCLING/REDUCTION:** Recycling Trailers are very visible in the county & this is the topic of many weekly. Trash Talk Articles in Bracken Co. News; publish Recycling Do's & Don'ts & Recycling Bin Schedules bi-monthly in Bracken Co. News; attended Baby Gala sponsored by Bracken Co. Health Dept., Community Day sponsored by UK Ext.Svc., Horizons Homemakers Club Recycling Contest & handed out flyers & was available for Q&A at each of these events; spoke to Augusta K Class & Bracken County Middle School Class.

**ANTI-LITTERING:** Conduct 3 Lifter Abatement. Clean-ups/yr & groups send letters to Bracken Co. News relating their experiences; discuss ill-effects of lifter in numerous Trash Talk articles; provide C.U.B.(CleanUpBracken) Party during Commonwealth Cleanup Week. Handouts @ all community. events.

**Anti-Dumping:** Worked w/Soil Conservation District to use a \$7500 Grant to provide 20 roll-offs thru-out the county for clean-up Apr-June to discourage dumping as well as general cleaning. Ran ads in Bracken Co News & used flyers to make this a success. Discuss dumping issues in Trash Talk article.

**ENFORCEMENT:** Bracken Co. has a Nuisance Board & the County Attorney accepts complaints from citizens regarding nuisance properties; he then has SWM take pictures, write a report w/recommendations; SWM then does follow-up reports. Work in progress, but getting better each year.

**SITING:** Bracken County does not have a disposal facility within its boundaries

**Special Events:**

Clean Up Bracken  
Commonwealth Cleanup Week  
Escrap Recycling  
Metal Recycling  
Waste tire amnesty

**Department for Environmental Protection  
Division of Waste Management  
2010 County Annual Report Summary**

**BREATHITT**

SW Coordinator Calvin L. Saum II

Full-time

Disposal				Collection				Recyclables			
		Avg. \$ per Ton:	\$37.01			Avg. \$ per Month per Household	\$14.38				
Disposal Facility	Permit#	#Tons	\$Per Ton	Collection Sys	Primary(P)	Monthly \$	#	%	Accepted	Amount	Unit

LAUREL RIDGE LANDFILL INC

06300003

5,431

\$37.01

DOOR-TO-DOOR/FRANCHISE

P

\$16.25

2,588

41.94

ANTIFREEZE / ETHYL GLYCOL

360.00

GAL

**Totals:**

**5,431.41**

MUNICIPALLY OWNED

S

\$12.50

1,019

16.52

CARDBOARD

750.00

TONS

TRANSFER STATION

S

Zero

Zero

ELECTRONIC SCRAP

7.60

TONS

**Total Households Participating:**

**3,607**

**58.46**

**Total Households:**

**6,170**

LEAD ACID BATTERIES

1,225.00

EACH

METALS FERROUS (STEEL...)

322.44

TONS

METALS NON-FERROUS

40.00

TONS

MOTOR OIL

11,000.00

GAL

NEWSPRINT

2.00

TONS

OFFICE PAPER MIXED

2.00

TONS

PLASTIC (2 LTR POP BTLS [PET])

0.50

TONS

PLASTIC (MILK JUGS [HDPE])

0.50

TONS

TIRES

13,900.00

TIRES

USED BEVERAGE CANS

150.00

TONS

**Total Tons:**

**1,275.04**

Open Dumps			
Dumps Cleaned	Tons Collected	Cleanup Cost	Dumps Remaining
10	52	\$96,633	7

**Funds Received**

FEDERAL

PRIDE GRANT

\$39,533.82

STATE

LITTER GRANT

\$31,385.10

STATE

OPEN DUMP GRANT

\$103,642.16

STATE

RECYCLING GRANT

\$116,378.00

**Totals:**

**\$290,939.08**

**Recycling**

**Door-to-Door**

Avail? Owner OP Area # of House

☐

Enforcement			
Verbal Warnings	Warning Letters	Citations Issued	Court Actions
40	85	29	0

**Fees Collected**

FRANCHISE FEE

\$107,041.18

GENERAL REVENUE

\$559.16

PROCEEDS FROM SALE OF RECYCLABLES

\$2,917.20

**Totals:**

**\$110,517.54**

**Drop-off**

#Public (Pu)

#Private (Pr)

**Composting/**

#Public (Pu)

#Private (Pr)

0 (PU)

1 (PR)

0 (PU)

0 (PR)

**Yard Waste Tons Collected**

**Litter Costs / Litter Bags / Miles of Litter Cleaned**

**\$32,943.67**

**5,495**

**72**

**Educational Activity:**

COLLECTION: Write regular news articles for various newspapers; have regular radio announcements stating collection is mandatory, along with how to sign up.

DISPOSAL: Local newspaper & radio announcements about special cleanup events as well as tell citizens TS is available for legal disposal.

RECYCLING/REDUCTION: Work closely with Breathitt Co. Action Team to promote recycling (several mtgs. per year). Advertise Co. E-Scrap program on radio & in newspaper several times a year. Recycling trailers placed throughout the county.

ANTI-LITTERING: Writes about littering in newspaper articles. Also mentions littering problems several times a year on radio. Twice a year participates in 30-minute talk show on local radio station called "To the Point" where he informs public what's going on with various SW issues.

ANTI-DUMPING: Frequently writes about dumping in newspaper. Also talks about illegal dumping several times a year on radio. When searching for names in a dump, SWC waits until a car drives past, then holds a piece of paper up so the passing car can see him looking for names.

ENFORCEMENT: Makes regular visits to HHs not signed up on garbage service. Issues written NOV to these HHs. If they fail to respond to the NOV, he files a criminal complaint. Enforcement is frequently mentioned in newspaper articles and radio announcements.

SITING: None reported.

**Special Events:**

Breathitt Recycles Day Grand Opening

PRIDE Spring Cleanup

# BRECKINRIDGE

Part-time

Open Dumps				Funds Received			Recycling				TIRES		324.00		TIRES			
Dumps	Tons	Cleanup	Dumps				Door-to-Door				USED BEVERAGE CANS		10.35		TONS			
Cleaned	Collected	Cost	Remaining				Avail?	Owner	OP Area	# of House								
3	12.55	\$8,952	3	STATE	LITTER GRANT	\$42,223.50												
				STATE	OPEN DUMP GRANT	\$12,384.20												
				Totals:									Total Tons:		537.00			
Enforcement				Fees Collected			Drop-off		Composting/		Yard Waste Tons Collected							
Verbal	Warning	Citations	Court				#Public (Pu)	#Public (Pu)		10.00								
Warnings	Letters	Issued	Actions				#Private (Pr)	#Private (Pr)										
3	4			GARBAGE COLLECTION		\$565,990.00												
											Litter Costs / Litter Bags / Miles of Litter Cleaned							
				PROCEEDS FROM SALE OF RECYCLABLES			\$1,836.00		2 (PU) 1 (PR)		1 (PU) 0 (PR)							
				Totals:			\$567,826.00						\$57,413.23		952		3626	

### Special Events:

**SITING:** Plans to pass a siting ordinance in 2011.

**Department for Environmental Protection  
Division of Waste Management  
2010 County Annual Report Summary**

**BULLITT**

SW Coordinator Larry Hatfield

160

Disposal				UNIVERSAL	Collection				Recyclables		
		Avg. \$ per Ton:	\$32.75			Avg. \$ per Month per Household	\$16.83				
Disposal Facility	Permit#	#Tons	\$Per Ton	Collection Sys	Primary(P)	Monthly \$	#	%	Accepted	Amount	Unit

CLARK FLOYD LANDFILL	INDIANA	11,045	\$25.00	DOOR-TO-DOOR/FRANCHISE	S	\$17.00	10,094	36.75	CARDBOARD	96.50	TONS
HARDIN COUNTY FISCAL COU	04700040	1,915	\$28.25	DOOR-TO-DOOR/FRANCHISE	P	\$17.00	4,314	15.7	ELECTRONIC SCRAP	4.73	TONS
WASTE MGMT OF KY INC DBA	05600028	14,797	\$45.00	DOOR-TO-DOOR/PERMIT	S	\$16.50	3,810	13.87	GLASS	7.00	TONS

**Totals:** **27,757.03**

**Total Households Participating:** **18,218** **66.32**  
**Total Households:** **27,470**

Open Dumps			
Dumps	Tons	Cleanup	Dumps
Cleaned	Collected	Cost	Remaining
0	0	1	

**Funds Received**

STATE LITTER GRANT \$79,169.67

**Totals:** **\$79,169.67**

**Recycling**

**Door-to-Door**

Avail?	Owner	OP Area	# of House
<input checked="" type="checkbox"/>	PR	CC	75
	PR	CC	2413
	PR	CO	4536

**Total Tons:** **8,725.31**

Enforcement			
Verbal	Warning	Citations	Court
Warnings	Letters	Issued	Actions
0	69	0	11

**Fees Collected**

FRANCHISE FEE \$2,500.00  
PROCEEDS FROM SALE OF RECYCLABLES \$4,037.45

**Totals:** **\$6,537.45**

**Drop-off**

#Public (Pu)  
#Private (Pr)

**Composting/**

#Public (Pu)  
#Private (Pr)

1 (PU) 4 (PR) 0 (PU) 0 (PR)

**Yard Waste Tons Collected**

**Litter Costs / Litter Bags / Miles of Litter Cleaned**

**\$121,466.15** **18,285** **3853**

**Educational Activity:**

**COLLECTION:** The county encourages waste haulers to advertise in the local newspaper and also offer door to door recycling.

**DISPOSAL:** Encourage citizens to use the recycling center rather than dispose through garbage pickup.

**RECYCLING/REDUCTION:** The Extension Service along with the Public School system promotes recycling. Have changed Recycling Center around to where we are now being paid for cardboard, metal and mixed paper, etc.

**ANTI-LITTERING:** The county has posted No Littering signs in different areas of the county and will continue to do so.

**ANTI-DUMPING:** No Dumping signs are posted. When the county receives calls regarding dumps it is cleaned up by the county or legal actions are taken against those responsible.

**ENFORCEMENT:** The county utilizes its District Court for enforcement and encourages the local Sheriff's office to site offenders.

**SITING:** None reported.

**Special Events:**

None reported

**Department for Environmental Protection  
Division of Waste Management**

**BUTLER**

SW Coordinator Mark Sorrells

Part-time

**2010 County Annual Report Summary**

Disposal				UNIVERSAL		Collection			Recyclables		
		Avg. \$ per Ton:	\$33.00			Avg. \$ per Month per Household		\$17.69			
Disposal Facility	Permit#	#Tons	\$Per Ton	Collection Sys	Primary(P)	Monthly \$	#	%	Accepted	Amount	Unit
OHIO COUNTY FISCAL COURT	09200010	4,194	\$33.00	DOOR-TO-DOOR/PRIVATE HA	P	\$14.00	778	14.87	METALS FERROUS (STEEL...)	65.00	TONS
Totals:	4,194.44			DOOR-TO-DOOR/PRIVATE HA	P	\$22.75	634	12.12	METALS NON-FERROUS	3.00	TONS
				DOOR-TO-DOOR/PRIVATE HA	P	\$17.00	750	14.33	USED BEVERAGE CANS	6.00	TONS
				DOOR-TO-DOOR/PRIVATE HA	P	\$17.00	170	3.25			
Total Households Participating:						2,332	44.57	Total Tons: 74.00			
Total Households:						5,232					

**Department for Environmental Protection  
Division of Waste Management  
2010 County Annual Report Summary**

**CALDWELL**

SW Coordinator Vacant

Disposal				UNIVERSAL Collection				Recyclables			
		Avg. \$ per Ton:	\$41.46			Avg. \$ per Month per Household	\$15.00				
Disposal Facility	Permit#	#Tons	\$Per Ton	Collection Sys	Primary(P)	Monthly \$	#	%	Accepted	Amount	Unit
HOPKINS REGIONAL LANDFIL	05400012	159	\$52.88	DOOR-TO-DOOR/FRANCHISE	P	\$15.00	3,825	71.48	CARDBOARD	733.80	TONS
WASTE PATH SANITARY LAN	07900015	13	\$28.50	Total Households Participating: Total Households:			3,825	71.48	ELECTRONIC SCRAP	20.70	TONS
WEST KY LANDFILL	04200007	24,868	\$43.00				5,351		LEAD ACID BATTERIES	10.00	EACH
Totals:		25,040.00							METALS FERROUS (STEEL...)	86.80	TONS
									MOTOR OIL	500.00	GAL
									NEWSPRINT	18.70	TONS
									PESTICIDE CONTAINERS	0.80	TONS
									PLASTICS NS NONSPECIFIC	2.40	TONS
									SEWAGE SLUDGE	196.30	TONS
									TIRES	250.00	TIRES
									USED BEVERAGE CANS	27.90	TONS
									Total Tons:	1,087.40	

Open Dumps			
Dumps Cleaned	Tons Collected	Cleanup Cost	Dumps Remaining
12	0	\$0	7

Funds Received		
STATE	LITTER GRANT	\$23,883.40
Totals:		\$23,883.40

Recycling			
Door-to-Door			
Avail?	Owner	OP Area	# of House

Enforcement			
Verbal Warnings	Warning Letters	Citations Issued	Court Actions
8	3	0	0

Fees Collected	
FRANCHISE FEE	\$40,958.56
PROCEEDS FROM SALE OF RECYCLABLES	\$3,497.13
Totals:	\$44,455.69

Drop-off		Composting/	
#Public (Pu)	#Private (Pr)	#Public (Pu)	#Private (Pr)
1 (PU)	2 (PR)	1 (PU)	0 (PR)

Yard Waste Tons Collected		
95.00		
Litter Costs	Litter Bags	Miles of Litter Cleaned
\$31,134.64	880	2868

**Educational Activity:**

COLLECTION: Public Service Announcements.

DISPOSAL: Public Service Announcements.

RECYCLING/REDUCTION: Recycling Center hours listed in paper weekly. Flyers on recycling at courthouse and recycle center.

ANTI-LITTERING: Donated 225 litter bags & coloring books to Kindergarten students.

ANTI-DUMPING: Public Service Announcements.

ENFORCEMENT: None reported.

SITING: None reported.

**Special Events:**

**Department for Environmental Protection  
Division of Waste Management  
2010 County Annual Report Summary**

**CALLOWAY**

SW Coordinator Tonya Robinson

Full-time

Disposal				UNIVERSAL		Collection			Recyclables		
		Avg. \$ per Ton:	\$31.83			Avg. \$ per Month per Household		\$16.25			
Disposal Facility	Permit#	#Tons	\$Per Ton	Collection Sys	Primary(P)	Monthly \$	#	%	Accepted	Amount	Unit
NORTHWEST TENNESSEE DIS	TENN	23,308	\$20.50	DOOR-TO-DOOR/PERMIT	P	\$17.00	1,500	10.05	CARDBOARD	231.35	TONS
WASTE PATH SANITARY LAN	07900015	3,616	\$35.00	DOOR-TO-DOOR/PERMIT	P	\$18.00	814	5.46	CLOTH	0.70	TONS
WEST KY LANDFILL	04200007	7,596	\$40.00	DOOR-TO-DOOR/PERMIT	P	\$18.00	1,146	7.68	COMPOST MTLs/ YARD WASTE	475.00	TONS
				DOOR-TO-DOOR/PERMIT	P	Null	Null		ELECTRONIC SCRAP	209.52	TONS
				MUNICIPALLY OWNED	S	\$12.00	5,500	36.86	GLASS	14.99	TONS
				TRANSFER STATION	S	Null	4,600	30.83	LEAD ACID BATTERIES	90.00	EACH
									METALS FERROUS (STEEL...)	7,038.00	TONS
									METALS NON-FERROUS	9,126.50	TONS
									MIXED RESIDENTIAL PAPER	152.00	TONS
									MOTOR OIL	3,242.70	GAL
									NEWSPRINT	33.37	TONS
									OFFICE PAPER WHITE	2.00	TONS
									PLASTICS NS NONSPECIFIC	19.48	TONS
									PRINTER TONER CARTRIDGES	2,463.00	UNITS
									USED BEVERAGE CANS	409.19	TONS

**Department for Environmental Protection  
Division of Waste Management  
2010 County Annual Report Summary**

**CARLISLE**

SW Coordinator Melissa Rowland

30

Disposal				UNIVERSAL Collection				Recyclables			
		Avg. \$ per Ton:	\$39.69			Avg. \$ per Month per Household	\$18.00				
Disposal Facility	Permit#	#Tons	\$Per Ton	Collection Sys	Primary(P)	Monthly \$	#	%	Accepted	Amount	Unit
NORTHWEST TENNESSEE (C		1,967	\$49.58	DOOR-TO-DOOR/PERMIT	P	\$16.00	32	1.39	COMPOST MTL/ YARD WASTE	112.00	TONS
OHIO COUNTY FISCAL COURT	09200010	Zero	Null	DOOR-TO-DOOR/PERMIT	P	\$18.00	153	6.65	METALS FERROUS (STEEL...)	39.47	TONS
WASTE PATH SANITARY LAN	07900015	190	\$27.50	DOOR-TO-DOOR/PERMIT	P	\$20.00	892	38.77	PESTICIDE CONTAINERS	1.59	TONS
WEST KY LANDFILL	04200007	161	\$42.00	Total Households Participating:			1,077	46.81	Total Tons:		
Totals:			2,318.55	Total Households:			2,301				

Open Dumps				Funds Received				Recycling			
Dumps	Tons	Cleanup	Dumps					Door-to-Door			
Cleaned	Collected	Cost	Remaining					Avail?	Owner	OP Area	# of House
0			0	STATE	CONSERV GRANT	Zero					
				STATE	EMER DUMP GRANT	\$16,160.40					
				STATE	LITTER GRANT	\$13,548.94					
Totals:				Totals:			\$29,709.34				

Enforcement				Fees Collected				Drop-off		Composting/		Yard Waste Tons Collected	
Verbal	Warning	Citations	Court					#Public (Pu)		#Public (Pu)		29,750.00	
Warnings	Letters	Issued	Actions					#Private (Pr)		#Private (Pr)		Litter Costs / Litter Bags / Miles of Litter Cleaned	
0	0	0	0	PERMIT FEE		\$300.00		2 (PU)	0 (PR)	0 (PU)	0 (PR)	\$28,646.05	1,165
Totals:				Totals:			\$300.00					441	

**Educational Activity:**

COLLECTION: None reported

DISPOSAL: None reported

RECYCLING/REDUCTION: Started e-scrap program this year and hosted an event along with a local insurance company's supershredder event in the spring.  
FFA Adopt-A-Highway, All About Bugs Adopt-A-Highway

ANTI-LITTERING: FFA Adopt-A-Highway, All About Bugs Adopt-A-Highway

ANTI-DUMPING: None reported

ENFORCEMENT: None reported

SITING: None reported

**Special Events:**

Carlisle County E-Scrap

Super Shredder Day



**Department for Environmental Protection  
Division of Waste Management  
2010 County Annual Report Summary**

**CARROLL**

SW Coordinator Mitchell Perkins

Full-time

Disposal				UNIVERSAL Collection				Recyclables		
	Avg. \$ per Ton:		\$35.45			Avg. \$ per Month per Household	\$16.75			
Disposal Facility	Permit#	#Tons	\$Per Ton	Collection Sys	Primary(P)	Monthly \$	#	%	Accepted	Amount Unit

BIG RUN LANDFILL	01000054	1,079	\$33.50
VALLEY VIEW LANDFILL INC	11200002	10,635	\$39.85
VEOLIA ES MOREHEAD LAND	10300007	9,406	\$33.00

CONVENIENCE CENTER	S	Null	Null
DOOR-TO-DOOR/FRANCHISE	P	\$16.75	2,253 55.63
Total Households Participating:		2,253	57.18
Total Households:		3,940	

ANTIFREEZE / ETHYL GLYCOL	360.00	GAL
CARDBOARD	35.00	TONS
ELECTRONIC SCRAP	2.00	TONS
GLASS	8.00	TONS
LEAD ACID BATTERIES	148.00	EACH
MIXED RESIDENTIAL PAPER	3.00	TONS
MOTOR OIL	900.00	GAL
NEWSPRINT	20.00	TONS
PAINT	320.00	GAL
PESTICIDE CONTAINERS	0.20	TONS
STEEL CANS (TIN CANS)	1.00	TONS
USED BEVERAGE CANS	4.00	TONS

**Totals:** 21,119.60

Open Dumps			
Dumps Cleaned	Tons Collected	Cleanup Cost	Dumps Remaining
0	0		

Funds Received		
STATE	LITTER GRANT	\$15,407.61
STATE	OPEN DUMP GRANT	Null
Totals:		\$15,407.61

Recycling Door-to-Door			
Avail?	Owner	OP Area	# of House
<input checked="" type="checkbox"/>	PR	CI	1155

**Total Tons:** 73.20

Enforcement			
Verbal Warnings	Warning Letters	Citations Issued	Court Actions
0	0	0	0

Fees Collected	
NONE	Zero
Totals: Zero	

Drop-off		Composting/	
#Public (Pu)	#Private (Pr)	#Public (Pu)	#Private (Pr)
0 (PU)	2 (PR)	0 (PU)	0 (PR)

Yard Waste Tons Collected		
Litter Costs	Litter Bags	Miles of Litter Cleaned
\$28,143.77	2,620	767

**Educational Activity:**

COLLECTION: n/a  
DISPOSAL: n/a  
RECYCLING/REDUCTION: Spoke to school groups in elementary and jr. high schools about impact of recycling on our environment.  
ANTI-LITTERING: Hand out litter bags at community events and schools. Litter poster contest.  
ANTI-DUMPING: n/a  
ENFORCEMENT: n/a  
SITING: n/a

**Special Events:**

City Clean Ups  
Commonwealth Cleanup Week  
River Sweep

**Department for Environmental Protection  
Division of Waste Management  
2010 County Annual Report Summary**

**CARTER**

SW Coordinator Jason Carroll

Full-time

Disposal				MANDATORY Collection				Recyclables			
Avg. \$ per Ton: \$27.17				Avg. \$ per Month per Household \$15.00							
Disposal Facility	Permit#	#Tons	\$Per Ton	Collection Sys	Primary(P)	Monthly \$	#	%	Accepted	Amount	Unit

BIG RUN LANDFILL	01000054	11,000	\$27.50	DOOR-TO-DOOR/PERMIT	P	\$15.00	703	7.81	TIRES	17,545.00	TIRES
GREEN VALLEY ENVIRONME	04500012	29,000	\$27.50	DOOR-TO-DOOR/PERMIT	P	\$15.00	294	3.27			
VEOLIA ES MOREHEAD LAND	10300007	5,700	\$26.50	DOOR-TO-DOOR/PERMIT	P	\$15.00	160	1.78			
				DOOR-TO-DOOR/PERMIT	P	\$15.00	3,305	36.72			
				DOOR-TO-DOOR/PERMIT	P	\$17.00	17	.19			
				DOOR-TO-DOOR/PERMIT	P	\$15.00	1,445	16.06			
				DOOR-TO-DOOR/PERMIT	P	\$15.00	250	2.78			
				DOOR-TO-DOOR/PERMIT	P	\$15.00	550	6.11			
				DOOR-TO-DOOR/PERMIT	P	\$15.00	600	6.67			
				DOOR-TO-DOOR/PRIVATE HA	S	\$13.00	275	3.06			
				MUNICIPALLY OWNED	S	Null	Null				

Open Dumps			
Dumps Cleaned	Tons Collected	Cleanup Cost	Dumps Remaining
0	0		

Funds Received		
STATE	EMER DUMP GRANT	\$20,000.00
STATE	LITTER GRANT	\$50,892.77
<b>Totals:</b>		<b>\$70,892.77</b>

Recycling			
Door-to-Door			
Avail?	Owner	OP Area	# of House

Enforcement			
Verbal Warnings	Warning Letters	Citations Issued	Court Actions
175	170	34	0

Fees Collected	
FRANCHISE FEE	Zero
PERMIT FEE	\$225.00
<b>Totals:</b>	<b>\$225.00</b>

Drop-off		Composting/	
#Public (Pu)	#Private (Pr)	#Public (Pu)	#Private (Pr)
0 (PU)	5 (PR)	0 (PU)	0 (PR)

Yard Waste Tons Collected		
Litter Costs	Litter Bags	Miles of Litter Cleaned
<b>\$50,892.77</b>	<b>2,294</b>	<b>1400</b>

**Educational Activity:**

COLLECTION: County advertises with local newspaper and radio for al garbage collectors in the county. The county also has a Spring and Fall cleanup annually.  
 DISPOSAL: None reported.  
 RECYCLING/REDUCTION: None reported.  
 ANTI-LITTERING: Post No Littering signs. Run radio ads about litter laws.  
 ANTI-DUMPING: "No Dumping" signs have been posted. Signs are posted advising of cameras in use to catch dumping.  
 ENFORCEMENT: Write citations.  
 SITING: None reported.

**Special Events:**

Fall Cleanup Week  
 Spring Cleanup Week

**Department for Environmental Protection  
Division of Waste Management  
2010 County Annual Report Summary**

**CASEY**

SW Coordinator Robert Holton

Full-time

Disposal				UNIVERSAL		Collection			Recyclables		
		Avg. \$ per Ton:	\$40.75			Avg. \$ per Month per Household		\$12.75			
Disposal Facility	Permit#	#Tons	\$Per Ton	Collection Sys	Primary(P)	Monthly \$	#	%	Accepted	Amount	Unit
GLASGOW CITY OF	00500001	253	\$41.75	DOOR-TO-DOOR/FRANCHISE	P	\$13.50	980	13.65	CARDBOARD	38.15	TONS
TRI K LANDFILL INC	06900004	5,144	\$39.75	DOOR-TO-DOOR/FRANCHISE	P	\$13.50	783	10.9	GLASS	4.80	TONS
Totals:	5,397.80			DOOR-TO-DOOR/FRANCHISE	P	\$13.50	1,002	13.95	LEAD ACID BATTERIES	806.00	EACH
				MUNICIPALLY OWNED	P	\$10.50	712	9.92	METALS FERROUS (STEEL...)	418.85	TONS
				Total Households Participating:			3,477	48.42	MIXED RESIDENTIAL PAPER	30.90	TONS
				Total Households:			7,181		NEWSPRINT	10.50	TONS
									PLASTIC (2 LTR POP BTLS [PET])	3.30	TONS

**Department for Environmental Protection  
Division of Waste Management**

**CHRISTIAN**

SW Coordinator Bill Woods

96

**2010 County Annual Report Summary**

Disposal				UNIVERSAL		Collection			Recyclables		
		Avg. \$ per Ton:	\$34.93			Avg. \$ per Month per Household		\$14.93			
Disposal Facility	Permit#	#Tons	\$Per Ton	Collection Sys	Primary(P)	Monthly \$	#	%	Accepted	Amount	Unit
BI COUNTY LANDFIL	TN	3,400	Null	DOOR-TO-DOOR/FRANCHISE	P	\$15.00	4,379	16.11	ANTIFREEZE / ETHYL GLYCOL	9.60	GAL
HOPKINS REGIONAL LANDFIL	05400012	57,081	\$48.10	DOOR-TO-DOOR/PRIVATE HA	S	\$10.08	250	.92	CARDBOARD	2,401.53	TONS
HOPKINSVILLE SOLID WASTE	024-0001	10,112	\$21.75	DOOR-TO-DOOR/PRIVATE HA	S	\$13.89	2,465	9.07	ELECTRONIC SCRAP	12.90	TONS
				MUNICIPALLY OWNED	S	\$20.76	11,797	43.4	LEAD ACID BATTERIES	163.00	EACH
Totals:		70,593.05		Total Households Participating:		18,891		72.26	METALS FERROUS (STEEL...)	18,664.36	TONS
				Total Households:		26,144			METALS NON-FERROUS	2,788.75	TONS

Open Dumps			
Dumps	Tons	Cleanup	Dumps
Cleaned	Collected	Cost	Remaining
2	0	\$8,354	0

Funds Received		
STATE	LITTER GRANT	\$80,982.18
STATE	OPEN DUMP GRANT	\$17,850.19
STATE	RECYCLING GRANT	\$26,000.00
<b>Totals:</b>		<b>\$124,832.37</b>

Recycling			
Door-to-Door			
Avail?	Owner	OP Area	# of House

Enforcement			
Verbal	Warning	Citations	Court
Warnings	Letters	Issued	Actions
###	1365	415	0

Fees Collected	
ENVIRONMENTAL REMEDIATION FEE	\$38,655.00
FRANCHISE FEE	\$71,465.70
GARBAGE COLLECTION	\$4,087,476.00
GARBAGE COLLECTION	Zero
LANDFILL USER FEES	\$259,074.00
PROCEEDS FROM SALE OF RECYCLABLES	\$59,721.00
TRANSFER STATION	\$358,297.00
<b>Totals:</b>	<b>\$4,874,688.70</b>

Drop-off		Composting/	
#Public (Pu)	#Private (Pr)	#Public (Pu)	#Private (Pr)
2 (PU)	0 (PR)	1 (PU)	0 (PR)

Yard Waste Tons Collected		
1,800.00		
Litter Costs / Litter Bags / Miles of Litter Cleaned		
\$106,699.05	3,556	614

**Educational Activity:**

**COLLECTION:** County continues to use public service announcements to notify public of waste management services available.  
**DISPOSAL:** County continues to use public service announcements to notify public of waste management services available.  
**RECYCLING/REDUCTION:** County continued distribution of brochures for Hopkinsville-Christian County Recycling program. Christian County utilizes local media to promote its waste management programs.  
**ANTI-LITTERING:** Christian County continued its Litter Awareness education program for elementary school-aged children at the Jeffers Bend Environmental Park. The program teaches the cost and effects of litter on the environment. The county continued the Partners Against Litter (PAL) program, initiated through Pride, Inc., to bring about positive and lasting changes in our environment through education.  
**ANTI-DUMPING:** Christian County Magistrates speak to rural elementary schools to bring awareness of dump sites while encouraging anti-dumping.  
**ENFORCEMENT:** The Hopkinsville-Christian County Planning Commission provides education through enforcement of its solid waste ordinances.  
**SITING:** None reported.

**Special Events:**

E-Scrap Event  
Hopkinsville Spring Cleanup  
Hopkinsville Spring Tire Collection  
Trash for Cash

**Department for Environmental Protection  
Division of Waste Management  
2010 County Annual Report Summary**

**CLARK**

SW Coordinator Gary Epperson

Full-time

Disposal				UNIVERSAL Collection					Recyclables				
Avg. \$ per Ton: \$28.31				Avg. \$ per Month per Household \$16.83									
Disposal Facility		Permit#	#Tons	\$Per Ton	Collection Sys	Primary(P)	Monthly \$	#	%	Accepted	Amount	Unit	
BLUE RIDGE RDF		03300004	65	\$29.00	DOOR-TO-DOOR/PERMIT	P	\$13.50	650	4.46	CARDBOARD	60.06	TONS	
CENTRAL KENTUCKY LANDFI		10500016	7,980	\$20.00	DOOR-TO-DOOR/PERMIT	P	\$15.25	4,141	28.41	COMPOST MTLs/ YARD WASTE	1,368.00	TONS	
RUMPKE OF KY MONTGOMER		08700003	23,572	\$38.25	MUNICIPALLY OWNED	S	\$21.73	8,059	55.29	ELECTRONIC SCRAP	25.18	TONS	
VEOLIA ES MOREHEAD LAND		10300007	4,169	\$26.00	TRANSFER STATION	S	Null	Zero	55.29	GLASS	55.49	TONS	
Totals:				Total Households Participating:					12,850	88.15	LEAD ACID BATTERIES	75.00	EACH
				Total Households:					14,577		METALS FERROUS (STEEL...)	42.86	TONS
											MIXED RESIDENTIAL PAPER	54.36	TONS
											NEWSPRINT	77.84	TONS
											PESTICIDE CONTAINERS	1.25	TONS
											PLASTIC (2 LTR POP BTLS [PET])	1.05	TONS
											PLASTIC (MILK JUGS [HDPE])	4.27	TONS
											PLASTICS NS NONSPECIFIC	7.29	TONS
											SEWAGE SLUDGE	3,959.00	TONS
											STEEL CANS (TIN CANS)	8.76	TONS
											TELEPHONE BOOKS	6.79	TONS
											TIRES	817.00	TIRES
											USED BEVERAGE CANS	5.03	TONS
											Total Tons:	5,677.23	

Open Dumps				Funds Received		Recycling			
Dumps Cleaned	Tons Collected	Cleanup Cost	Dumps Remaining			Door-to-Door			
0	0	\$0	4	STATE	EMER DUMP GRANT	\$6,874.95	<input type="checkbox"/>		
				STATE	LITTER GRANT	\$40,211.28			
				Totals:		\$47,086.23			

Open Dumps			
Dumps	Tons	Cleanup	Dumps
Cleaned	Collected	Cost	Remaining
0	0	\$0	4

Funds Received		
STATE	EMER DUMP GRANT	\$6,874.95
STATE	LITTER GRANT	\$40,211.28
<b>Totals:</b>		<b>\$47,086.23</b>

Recycling			
Door-to-Door			
Avail?	Owner	OP Area	# of House

Enforcement			
Verbal	Warning	Citations	Court
Warnings	Letters	Issued	Actions
0	50	0	0

Fees Collected	
GARBAGE COLLECTION	\$2,160,692.00
PERMIT FEE	\$100.00
PROCEEDS FROM SALE OF RECYCLABLES	\$34,290.00
TRANSFER STATION	\$19,030.00
<b>Totals:</b>	<b>\$2,214,112.00</b>

Drop-off		Composting/	
#Public (Pu)	#Private (Pr)	#Public (Pu)	#Private (Pr)
1 (PU)	0 (PR)	1 (PU)	0 (PR)

Yard Waste Tons Collected		
3,017.00		
Litter Costs	Litter Bags	Miles of Litter Cleaned
\$57,186.04	4,444	650

**Educational Activity:**

COLLECTION: The collection of materials that are included for recycling and/or for disposal are included during discussions and presentations regarding solid waste and are often noted in newspaper articles.

DISPOSAL: Proper disposal of solid waste is routinely included in all presentations done by the SWC. Presentations were done at the following elementary schools and special events during 2010: Pilot View, Hannah McClure, summer camp at College Park and at the Association for Federal Retired Employees. Newspaper articles identify the importance and facts regarding proper solid waste disposal.

RECYCLING/REDUCTION: Presentations including a discussion of waste reduction through recycling were done by the SWC at the following schools: Pilot View, Hannah McClure, summer camp at College Park and at the Association for Federal Retired Employees. All schools in Clark County participate in the telephone book recycling contest in February. The winner of the telephone book recycling program receives a cash prize. Approximately 200 school kids attended the 4H Environmental Education Camp in September. The children learned about the environment and how to protect it. Several articles included in this annual report

**Special Events:**

Chrsitmas Tree Recycling  
Earth Day Celebration  
Fall Metal Roundup  
Kentucky River Sweep  
Operation PRIDE Community Cleanup

**Department for Environmental Protection  
Division of Waste Management  
2010 County Annual Report Summary**

**CLARK**  
Continued

**SW Coordinator** Gary Epperson

Full-time

were taken from the local newspaper that promotes local recycling events. Newspaper articles also educate the public on local recycling activities. The Future Farmers of America (FFA) assist during the well promoted Spring and Fall Steel/White Goods Recycling Roundup at Wal-Mart. Several school groups have visited these events to learn first hand about recycling. Homemakers collect and recycle pop can tabs to benefit the Children's Miracle Network. Two collections are offered to the agriculture community for the rinse and return program for chemical containers and containers are chipped in October.

**ANTI LITTERING:** Litter is a topic that is routinely included in presentations conducted by the solid waste coordinator. Presentations were conducted at Pilot View, Hannah McClure, summer camp at College Park and Association for Federal Retired Employees in 2010. Numerous articles in the local newspaper cover litter prevention. Several schools, Boy and Girl Scout Troops, civic groups, and church youth groups participated during the community litter cleanup and learned first hand about the problems associated with litter. A litter song and 2 new videos have been completed and are presented by the SWC during presentations and made available to schools during community cleanup month in March.

**ANTI DUMPING:** Illegal dumping is a topic that is routinely included in presentations conducted by the solid waste coordinator. Presentations were conducted at Pilot View, Hannah McClure, summer camp at College Park and Association for Federal Retired Employees in 2010. Numerous articles in the local newspaper cover illegal dumping. Local schools participated in community dump cleanups and learned first hand about the problems associated with illegal dumping. Boy and Girl Scout troops, civic groups and church youth groups participated during the community litter cleanup and learned first hand about the problems associated with dumping.

**ENFORCEMENT:** When violations occur and are investigated, the responsible party becomes educated about the laws and regulations regarding solid waste disposal. During presentations the consequences of illegal activities are discussed. The Report a Litter Bug hotline is broadcast daily on local am radio.

**SITING:** No changes reported.

Rinse and Return  
Spring Metal Roundup  
Telephone Book Recycling

# CLAY

Full-time

STEEL CANS (TIN CANS)	1.00	TONS
TIRES	1,000.00	TIRES
USED BEVERAGE CANS	1.00	TONS
<b>Total Tons:</b>	<b>35.50</b>	

<b>Yard Waste Tons Collected</b>	
<b>Litter Costs / Litter Bags / Miles of Litter Cleaned</b>	
<b>\$49,058.26</b>	<b>5,402      1320</b>

### Special Events:

None Listed or Known

**Department for Environmental Protection  
Division of Waste Management  
2010 County Annual Report Summary**

**CLINTON**

SW Coordinator Lyle Norris

Part-time

Disposal				UNIVERSAL Collection				Recyclables		
	Avg. \$ per Ton:		\$43.67		Avg. \$ per Month per Household		\$12.00			
Disposal Facility	Permit#	#Tons	\$Per Ton	Collection Sys	Primary(P)	Monthly \$	#	%	Accepted	Amount Unit
VOLUNTEER REGIONAL LAND	TENN	7,119	\$43.67	COLLECTION BOXES		Null	Null		CARDBOARD	75.00 TONS
<b>Totals:</b>		<b>7,119.23</b>		DOOR-TO-DOOR/PRIVATE HA	P	\$12.00	510	11.86	METALS FERROUS (STEEL...)	5.00 TONS
				DOOR-TO-DOOR/PRIVATE HA	P	\$12.00	631	14.67	METALS NON-FERROUS	5.00 TONS
				DOOR-TO-DOOR/PRIVATE HA	P	\$12.00	720	16.74	MOTOR OIL	3,000.00 GAL
				DOOR-TO-DOOR/PRIVATE HA	P	\$12.00	320	7.44	TIRES	33,836.00 TIRES
				TRANSFER STATION	S	Zero	Zero		USED BEVERAGE CANS	5.00 TONS
				<b>Total Households Participating:</b>			<b>2,181</b>	<b>50.72</b>	<b>Total Tons:</b>	
				<b>Total Households:</b>			<b>4,300</b>		<b>90.00</b>	

Open Dumps			
Dumps	Tons	Cleanup	Dumps
Cleaned	Collected	Cost	Remaining
3	0		8

Funds Received			
FEDERAL	PRIDE GRANT	\$25,350.00	
STATE	EMER DUMP GRANT	\$18,474.72	
STATE	LITTER GRANT	\$19,671.07	
STATE	OPEN DUMP GRANT	\$89,125.00	
<b>Totals:</b>		<b>\$152,620.79</b>	

Recycling			
Door-to-Door			
Avail?	Owner	OP Area	# of House

Enforcement			
Verbal	Warning	Citations	Court
Warnings	Letters	Issued	Actions
0	0	0	0

Fees Collected			

Drop-off		Composting/	
#Public (Pu)	#Private (Pr)	#Public (Pu)	#Private (Pr)
0 (PU)	4 (PR)	0 (PU)	0 (PR)

Yard Waste Tons Collected

Litter Costs	Litter Bags	Miles of Litter Cleaned
\$35,135.93	1,606	2461

**Educational Activity:**

COLLECTION: PRIDE cleanup is advertised as cleaning paper, glass, plastic, cans, cardboard and metal with help from the school groups and community volunteers.

DISPOSAL: None reported.

RECYCLING/REDUCTION: None reported.

ANTI-LITTERING: Radio announcements and newspaper articles advertising free dumpster days and their locations along with the roadside cleanup.

ANTI-DUMPING: Radio announcements and newspaper articles advertising free dumpster days and their locations along with the roadside cleanup.

ENFORCEMENT: None reported.

SITING: None reported.

**Special Events:**

Fall Pride Free Dumpster Days  
October Roadside Cleanup  
PRIDE Spring Cleanup  
Spring PRIDE Free Dump Days



**Department for Environmental Protection  
Division of Waste Management  
2010 County Annual Report Summary**

**CRITTENDEN**

SW Coordinator Sue Padget

Part-time

Disposal				UNIVERSAL		Collection			Recyclables		
		Avg. \$ per Ton:	\$49.50			Avg. \$ per Month per Household		\$11.88			
Disposal Facility	Permit#	#Tons	\$Per Ton	Collection Sys	Primary(P)	Monthly \$	#	%	Accepted	Amount	Unit
DOZIT COMPANY INC	11300005	2	\$38.00	CONVENIENCE CENTER		Null	Null		CARDBOARD	11.00	TONS
HOPKINS REGIONAL LANDFIL	05400012	2,755	\$52.88	DOOR-TO-DOOR/FRANCHISE	P	\$13.75	1,564	39.7	NEWSPRINT	10.00	TONS
WASTE MGMT OF KY INC DBA	05600028	1,958	\$57.63	DOOR-TO-DOOR/PRIVATE HA	S	\$10.00	20	.51	PLASTICS NS NONSPECIFIC	5.00	TONS
Totals:		4,714.50		Total Households Participating:		1,584		40.2	STEEL CANS (TIN CANS)	897.00	TONS
				Total Households:		3,940			USED BEVERAGE CANS	744.00	TONS
									Total Tons:	1.667.00	

Open Dumps			
Dumps Cleaned	Tons Collected	Cleanup Cost	Dumps Remaining
1	0	\$2,875	0

Funds Received		
STATE	LITTER GRANT	\$18,289.41
STATE	OPEN DUMP GRANT	\$891.00
<b>Totals:</b>		<b>\$19,180.41</b>

Recycling Door-to-Door			
Avail?	Owner	OP Area	# of House

Enforcement			
Verbal Warnings	Warning Letters	Citations Issued	Court Actions
12	0	0	0

Fees Collected	
CONVENIENCE CENTER	\$20,415.00
FRANCHISE FEE	\$21,297.23
<b>Totals:</b>	<b>\$41,712.23</b>

Drop-off		Composting/	
#Public (Pu)	#Private (Pr)	#Public (Pu)	#Private (Pr)
1 (PU)	2 (PR)	1 (PU)	0 (PR)

Yard Waste Tons Collected		
Litter Costs	Litter Bags	Miles of Litter Cleaned
\$22,754.96	809	499

**Educational Activity:**

COLLECTION: None reported.

DISPOSAL: None reported.

RECYCLING/REDUCTION: None reported.

ANTI-LITTERING: The County 4-H Extension conducts annual trash sculpture contest in local schools.

ANTI-DUMPING: None reported.

ENFORCEMENT: None reported.

SITING: None reported.

**Special Events:**

Countywide Cleanup Days

**Department for Environmental Protection  
Division of Waste Management  
2010 County Annual Report Summary**

**CUMBERLAND**

SW Coordinator Stacey Thrasher

Full-time

Disposal				UNIVERSAL Collection				Recyclables				
Avg. \$ per Ton: \$36.00				Avg. \$ per Month per Household \$12.30								
Disposal Facility		Permit#	#Tons	\$Per Ton	Collection Sys	Primary(P)	Monthly \$	#	%	Accepted	Amount	Unit
Scott County, Onieda Tenness			5,500	\$36.00	DOOR-TO-DOOR/FRANCHISE	P	\$13.00	1,226	39.18	CARDBOARD	3.60	TONS
					MUNICIPALLY OWNED	S	\$11.60	672	21.48	PLASTIC (MILK JUGS [HDPE])	0.90	TONS
										TIRES	14,997.00	TIRES
Totals:		5,500.00			Total Households Participating:		1,898		60.66			
					Total Households:		3,129			Total Tons:		4.50

Open Dumps				Funds Received		Recycling			
Dumps Cleaned	Tons Collected	Cleanup Cost	Dumps Remaining			Door-to-Door			
2	0	\$6,549	5	FEDERAL	PRIDE GRANT	\$19,683.00			
				STATE	LITTER GRANT	\$18,516.53			
				STATE	OPEN DUMP GRANT	\$5,259.38			
				<b>Totals:</b>		<b>\$43,458.91</b>			

Enforcement				Fees Collected		Drop-off		Composting/		Yard Waste Tons Collected	
Verbal Warnings	Warning Letters	Citations Issued	Court Actions			#Public (Pu)	#Private (Pr)	#Public (Pu)	#Private (Pr)		
0	0	0	0	FRANCHISE FEE	\$5,206.50	1 (PU)	0 (PR)	0 (PU)	0 (PR)	<b>Litter Costs /</b>	<b>Litter Bags / Miles of Litter Cleaned</b>
				<b>Totals:</b>						<b>\$60,944.31</b>	<b>7,365</b>
										<b>1190</b>	

**Educational Activity:**

COLLECTION: Morrison's advertised as our hauler.

DISPOSAL: Advertised services and cost.

RECYCLING/REDUCTION: Education is in the school system; poster & essay contest.

ANTI-LITTERING: Presentation in school system; poster & essay contest.

ANTI-DUMPING: None reported.

ENFORCEMENT: None reported.

SITING: None reported.

**Special Events:**

Countywide Dumpsters Cleanup

**Department for Environmental Protection  
Division of Waste Management  
2010 County Annual Report Summary**

**DAVIESS**

SW Coordinator Mike Hamilton

Full-time

Disposal				MANDATORY		Collection			Recyclables		
Avg. \$ per Ton: \$29.20				Avg. \$ per Month per Household \$15.20							
Disposal Facility	Permit#	#Tons	\$Per Ton	Collection Sys	Primary(P)	Monthly \$	#	%	Accepted	Amount	Unit
DAVIESS COUNTY FISCAL CO	03000004	111,969	\$23.75	CONVENIENCE CENTER	S	Null	Null		ANTIFREEZE / ETHYL GLYCOL	35.00	GAL
OHIO COUNTY FISCAL COURT	09200010	183	\$34.65	DOOR-TO-DOOR/PERMIT	P	\$14.00	85	.22	CARDBOARD	9,387.10	TONS
				DOOR-TO-DOOR/PERMIT	P	\$15.00	350	.92	COMPOST MTLs/ YARD WASTE	8,466.26	TONS
				DOOR-TO-DOOR/PERMIT	P	\$15.00	315	.83	CONCRETE	1,400.00	TONS
				DOOR-TO-DOOR/PERMIT	P	\$13.00	10	.03	ELECTRONIC SCRAP	102.00	TONS
				DOOR-TO-DOOR/PERMIT	P	\$18.00	10	.03	LEAD ACID BATTERIES	639.00	EACH
				DOOR-TO-DOOR/PERMIT	P	\$16.00	725	1.9	METALS FERROUS (STEEL...)	17,099.09	TONS
				DOOR-TO-DOOR/PERMIT	P	\$13.00	180	.47	METALS NON-FERROUS	48,042.01	TONS
				DOOR-TO-DOOR/PERMIT	P	\$19.90	3,850	10.1	MIXED RESIDENTIAL PAPER	61.80	TONS
				DOOR-TO-DOOR/PERMIT	P	\$15.00	80	.21	MOTOR OIL	3,405.00	GAL
				DOOR-TO-DOOR/PERMIT	P	\$15.00	300	.79	NEWSPRINT	743.50	TONS
				DOOR-TO-DOOR/PERMIT	P	\$20.38	3,997	10.49	OFFICE PAPER MIXED	811.00	TONS
				DOOR-TO-DOOR/PERMIT	P	\$14.50	450	1.18	OFFICE PAPER WHITE	12.25	TONS
				DOOR-TO-DOOR/PERMIT	P	\$18.00	400	1.05	PESTICIDE CONTAINERS	2.00	TONS
				DOOR-TO-DOOR/PERMIT	P	\$14.00	350	.92	PLASTICS NS NONSPECIFIC	816.60	TONS
				DOOR-TO-DOOR/PERMIT	P	\$16.00	32	.08	PRINTER TONER CARTRIDGES	24.00	UNITS
				DOOR-TO-DOOR/PERMIT	P	\$15.00	57	.15	SEWAGE SLUDGE	20,675.94	TONS
				DOOR-TO-DOOR/PERMIT	P	\$13.00	3	.01	STEEL CANS (TIN CANS)	65.41	TONS
				MUNICIPALLY OWNED	P	\$12.00	25,559	67.05	TIRES	6,100.00	TIRES
				TRANSFER STATION	S	\$12.00	Null		USED BEVERAGE CANS	2,102.58	TONS
				Total Households Participating:				36,753	96.42		
				Total Households:				38,117			
										Total Tons:	109,787.54

Open Dumps			
Dumps Cleaned	Tons Collected	Cleanup Cost	Dumps Remaining
0	0		

Funds Received		
STATE	LITTER GRANT	\$94,617.67
STATE	RECYCLING GRANT	\$23,396.00
<b>Totals:</b>		<b>\$118,013.67</b>

Recycling			
Door-to-Door			
Avail?	Owner	OP Area	# of House
<input type="checkbox"/>	PR	CO	

Enforcement			
Verbal Warnings	Warning Letters	Citations Issued	Court Actions
2	0	0	0

Fees Collected	
CONVENIENCE CENTER	\$41,474.00
LANDFILL USER FEES	\$866,268.00
OTHER	Null
OTHER	\$275,697.00
PERMIT FEE	\$450.00

Drop-off		Composting/	
#Public (Pu)	#Private (Pr)	#Public (Pu)	#Private (Pr)
3 (PU)	10 (PR)	1 (PU)	0 (PR)

Yard Waste Tons Collected		
1,148.00		
Litter Costs / Litter Bags / Miles of Litter Cleaned		
\$113,551.69	4,077	830

**Department for Environmental Protection  
Division of Waste Management**

**DAVIESS**  
Continued

**SW Coordinator** Mike Hamilton

Full-time

**2010 County Annual Report Summary**

PROCEEDS FROM SALE OF RECYCLABLES \$115,657.00

TRANSFER STATION \$4,063,902.00

**Totals:** **\$5,363,448.00**

**Educational Activity:**

**COLLECTION:** Cable Channel 75 Owensboro Update; Fiscal Court Update; Owensboro/Daviess County Websites; Owensboro Municipal Utilities inserts and mailouts.

**DISPOSAL:** Daviess County Landfill Tours; Owensboro/Daviess County Websites; School Presentations

**RECYCLING/REDUCTION:** Owensboro/Daviess County Websites; PSA Shred It Day; GRADD Meetings; We the People Township Meetings; SWEEP Meetings

**ANTI-LITERING:** Public Service Announcements - Neighborhood Cleanups; Owensboro/Daviess County Websites; SWEEP Meetings; Newspaper Articles

**ANTI-DUMPING:** Countywide signs; Owensboro/Daviess County Websites; Meetings; Owensboro/Daviess County Violation Notices

**ENFORCEMENT:** Daviess County Sheriff; Daviess County Attorney; Owensboro Update; Owensboro/Daviess County Websites

**SITING:** Owensboro Metropolitan Planning Commission

**Special Events:**

Mobile Recycling

Paper Shredding Day

Pesticide Container Rinse & Return

Trash for Cash

**Department for Environmental Protection  
Division of Waste Management  
2010 County Annual Report Summary**

**EDMONSON**

SW Coordinator Mike Clubb

Part-time

Disposal				UNIVERSAL Collection				Recyclables			
		Avg. \$ per Ton:	\$36.97			Avg. \$ per Month per Household	\$15.00				
Disposal Facility	Permit#	#Tons	\$Per Ton	Collection Sys	Primary(P)	Monthly \$	#	%	Accepted	Amount	Unit
GLASGOW CITY OF	00500001	77	\$25.00	DOOR-TO-DOOR/FRANCHISE	P	\$18.00	3,314	85.21	GLASS	0.25	TONS
HOPKINS REGIONAL LANDFIL	05400012	3,400	\$37.80	DOOR-TO-DOOR/PERMIT	P	Null	Null		MIXED RESIDENTIAL PAPER	0.50	TONS
OHIO COUNTY FISCAL COURT	09200010	1,872	\$48.10	MUNICIPALLY OWNED	S	\$12.00	575	14.79	PLASTICS NS NONSPECIFIC	0.25	TONS
									TIRES	200.00	TIRES
<b>Totals:</b>		<b>5,349.00</b>		<b>Total Households Participating:</b>			<b>3,889</b>	<b>100.0</b>			
				<b>Total Households:</b>			<b>3,889</b>				
									<b>Total Tons:</b>	<b>1.00</b>	

Open Dumps				Funds Received		Recycling			
Dumps Cleaned	Tons Collected	Cleanup Cost	Dumps Remaining			Door-to-Door			
1	0	\$0	0	STATE	LITTER GRANT	\$24,154.86			
				STATE	OPEN DUMP GRANT	\$23,437.50			
				<b>Totals:</b>		<b>\$47,592.36</b>			

Enforcement				Fees Collected		Drop-off		Composting/		Yard Waste Tons Collected	
Verbal Warnings	Warning Letters	Citations Issued	Court Actions			#Public (Pu)	#Private (Pr)	#Public (Pu)	#Private (Pr)		
0	0	0	0	FRANCHISE FEE	\$30,738.00	1 (PU)	0 (PR)	0 (PU)	0 (PR)		
				<b>Totals:</b>		<b>\$30,738.00</b>				<b>\$42,411.63</b>	<b>3,400</b>
										<b>499</b>	

**Educational Activity:**

COLLECTION: The county utilizes the services of the local Extension Service to provide education to the public.

DISPOSAL: None reported.

RECYCLING/REDUCTION: None reported.

ANTI-LITTERING: None reported.

ANTI-DUMPING: None reported.

ENFORCEMENT: None reported.

SITING: None reported.

**Special Events:**

12th Annual CCW event.

**Department for Environmental Protection  
Division of Waste Management  
2010 County Annual Report Summary**

**ELLIOTT**

SW Coordinator Glenda Leadingham Part-time

Disposal				MANDATORY Collection				Recyclables			
Avg. \$ per Ton: \$27.25				Avg. \$ per Month per Household \$15.49							
Disposal Facility	Permit#	#Tons	\$Per Ton	Collection Sys	Primary(P)	Monthly \$	#	%	Accepted	Amount	Unit
BIG RUN LANDFILL	01000054	2,588	\$21.00	DOOR-TO-DOOR/FRANCHISE	P	\$15.77	152	5.43	TIRES	8,658.00	TIRES
GREEN VALLEY ENVIRONME	04500012	799	\$33.50	DOOR-TO-DOOR/FRANCHISE	P	\$15.21	1,779	63.6			
<b>Totals:</b>		<b>3,387.31</b>		<b>Total Households Participating:</b>			<b>1,931</b>	<b>69.04</b>	<b>Total Tons: Zero</b>		
				<b>Total Households:</b>			<b>2,797</b>				

Open Dumps				Funds Received			Recycling			
Dumps Cleaned	Tons Collected	Cleanup Cost	Dumps Remaining				Door-to-Door			
				Avail?	Owner	OP Area	# of House			
7	0	\$56,576	3	STATE	EMER DUMP GRANT	\$10,000.00	<input type="checkbox"/>			
				STATE	LITTER GRANT	\$18,524.69				
				STATE	OPEN DUMP GRANT	\$54,873.75				
				Totals:		\$83,398.44				

Enforcement					Fees Collected		Drop-off		Composting/		Yard Waste Tons Collected	
Verbal Warnings	Warning Letters	Citations Issued	Court Actions				#Public (Pu)	#Private (Pr)	#Public (Pu)	#Private (Pr)		
0	0	0	0		FRANCHISE FEE	\$1,000.00	0 (PU)	0 (PR)	0 (PU)	0 (PR)	Litter Costs	Litter Bags
		<b>Totals:</b>				<b>\$1,000.00</b>					<b>\$21,433.00</b>	<b>1,650</b>
											Miles of Litter Cleaned	
											<b>122</b>	

**Educational Activity:**

COLLECTION: Commonwealth Cleanup Week--Distributed Classroom Education Materials.

DISPOSAL: Commonwealth Cleanup Week--Distributed Classroom Education Materials.

RECYCLING/REDUCTION: Commonwealth Cleanup Week--Distributed Classroom Education Materials.

ANTI-LITTERING: Commonwealth Cleanup Week--Distributed Classroom Education Materials.

ANTI-DUMPING: Commonwealth Cleanup Week--Distributed Classroom Education Materials.

ENFORCEMENT: None reported.

SITING: None reported.

**Special Events:**

Commonwealth Cleanup Week

Elliott County Tourism

Environmental Education Stewardship Council

**Department for Environmental Protection  
Division of Waste Management  
2010 County Annual Report Summary**

**ESTILL**

SW Coordinator Kim Dawes

Full-time

Disposal				UNIVERSAL		Collection			Recyclables			
		Avg. \$ per Ton:	\$27.00			Avg. \$ per Month per Household		\$12.65				
Disposal Facility	Permit#	#Tons	\$Per Ton	Collection Sys	Primary(P)	Monthly \$	#	%	Accepted	Amount	Unit	
BLUE RIDGE RDF	03300004	7,165	\$27.00	DOOR-TO-DOOR/PERMIT	P	\$10.00	390	6.14	CARDBOARD	86.77	TONS	
Totals:	7,164.70			DOOR-TO-DOOR/PERMIT	P	\$16.23	528	8.32	ELECTRONIC SCRAP	15.09	TONS	
				DOOR-TO-DOOR/PERMIT	P	\$12.00	1,302	20.51	GLASS	15.09	TONS	
				DOOR-TO-DOOR/PERMIT	P	\$12.00	253	3.98	OFFICE PAPER MIXED	8.00	TONS	
				DOOR-TO-DOOR/PERMIT	P	\$12.00	218	3.43	PLASTIC (2 LTR POP BTLS [PET])	10.04	TONS	
				DOOR-TO-DOOR/PERMIT		\$15.00	85	1.34	PLASTIC (MILK JUGS [HDPE])	3.42	TONS	
				MUNICIPALLY OWNED	S	\$12.00	285	4.49	SEWAGE SLUDGE	4.30	TONS	
				MUNICIPALLY OWNED	S	\$12.00	1,000	15.75	USED BEVERAGE CANS	1.50	TONS	
				Total Households Participating:				4,061	63.96	Total Tons:		
				Total Households:				6,349	144.21			

**Totals:**

**7,164.70**

**Total Households Participating:**

**4,061**

**63.96**

**Total Households:**

**6,349**

**Total Tons:**

**144.21**

Open Dumps			
Dumps Cleaned	Tons Collected	Cleanup Cost	Dumps Remaining
0	0	0	0

Funds Received		
STATE	LITTER GRANT	\$25,213.71
		<b>Totals: \$25,213.71</b>

Recycling Door-to-Door			
Avail?	Owner	OP Area	# of House
<input checked="" type="checkbox"/>	CO	CC	619

Enforcement			
Verbal Warnings	Warning Letters	Citations Issued	Court Actions
8	4	2	0

Fees Collected	
HOST AGREEMENT	\$131,186.32
PERMIT FEE	\$1,850.00
PROCEEDS FROM SALE OF RECYCLABLES	\$22,380.51
<b>Totals: \$155,416.83</b>	

Drop-off		Composting/	
#Public (Pu)	#Private (Pr)	#Public (Pu)	#Private (Pr)
1 (PU)	1 (PR)	0 (PU)	1 (PR)

Yard Waste Tons Collected		
Litter Costs	Litter Bags	Miles of Litter Cleaned
\$30,970.79	1,554	440

**Educational Activity:**

**Special Events:**

COLLECTION: Solid Waste Coordinator met with households that do not subscribe to garbage collection service and explained their options and gave them a list of registered haulers.

DISPOSAL: Solid Waste Coordinator spoke to numerous groups to discuss disposal options & conducted tire amnesty with state.

RECYCLING/REDUCTION: Solid Waste Coordinator conducted a phone campaign to encourage businesses to recycle. Recycling bins were delivered to area schools.

ANTI-LITTERING: Estill County participated in Commonwealth Cleanup; litter abatement activities; and meetings with schools.

ANTI-DUMPING: Follow-up on complaints from citizens and road department staff about garbage being dumped along the road side. Held meetings with the fiscal court to report on illegal dumping in the county.

ENFORCEMENT: Worked with Estill County Health Department and compliance officers to correct violations. Worked with the landfill to ensure proper permits. Worked concurrently with Co. Attorney to enforce laws.

SITING: No changes & continue meeting with the landfill Host Committee.

Commonwealth Cleanup

**Department for Environmental Protection  
Division of Waste Management**

**FAYETTE**

SW Coordinator Steve Feese

Full-time

**2010 County Annual Report Summary**

Disposal				UNIVERSAL		Collection			Recyclables		
		Avg. \$ per Ton:	\$35.03			Avg. \$ per Month per Household \$20.90					
Disposal Facility	Permit#	#Tons	\$Per Ton	Collection Sys	Primary(P)	Monthly \$	#	%	Accepted	Amount	Unit
ALLIED WASTE SERVICES-BE	03700009	42,781	\$48.00	CONVENIENCE CENTER	S	Zero	Zero		ANTIFREEZE / ETHYL GLYCOL	103,754.00	GAL
BLUE RIDGE RDF	03300004	10,942	\$27.00	DOOR-TO-DOOR/PRIVATE HA	S	\$21.60	2,621	2.42	CARDBOARD	40,484.52	TONS
CENTRAL KENTUCKY LANDFI	10500016	17,038	\$31.75	DOOR-TO-DOOR/PRIVATE HA	S	\$20.00	1,380	1.27	CLOTH	1,949.12	TONS
RUMPKE OF KY MONTGOMER	08700003	6,511	\$38.25	DOOR-TO-DOOR/PRIVATE HA	S	\$17.50	809	.75	COMPOST MTLS/ YARD WASTE	63,584.00	TONS
TRI K LANDFILL INC	06900004	212,751	\$35.16	MUNICIPALLY OWNED	P	\$24.50	135,450	125.08	CONCRETE	9,039.48	TONS
VEOLIA ES MOREHEAD LAND	10300007	21,519	\$30.00	TRANSFER STATION	S	Zero	Zero		ELECTRONIC SCRAP	550.21	TONS
				Total Households Participating:		140,260		100.0	GLASS	1,471.97	TONS
Totals:				Total Households:		140,260			LEAD ACID BATTERIES	17,500.00	EACH
		311,540.90									

Open Dumps			
Dumps Cleaned	Tons Collected	Cleanup Cost	Dumps Remaining
1	10.4	\$1,543	1

Funds Received		
STATE	HHW GRANT	\$113,154.00
STATE	LITTER GRANT	\$141,451.69
STATE	OPEN DUMP GRANT	\$3,390.69
STATE	RECYCLING GRANT	\$14,035.00
<b>Totals:</b>		<b>\$272,031.38</b>

Recycling			
Door-to-Door			
Avail?	Owner	OP Area	# of House
<input checked="" type="checkbox"/>	PR	CO	809
	PR	CO	1380
	PR	CI	8448
	CO	CC	62917

MOTOR OIL	1,617,277.00	GAL
NEWSPRINT	15,444.74	TONS
OFFICE PAPER MIXED	2,801.00	TONS
OFFICE PAPER WHITE	3,011.65	TONS
PAINT	1,260.00	GAL
PLASTIC (2 LTR POP BTLS [PET])	161.19	TONS
PLASTIC (MILK JUGS [HDPE])	130.92	TONS
PLASTICS NS NONSPECIFIC	1,965.94	TONS
POLYSTYRENE	5.00	TONS
PRINTER TONER CARTRIDGES	10,100.00	UNITS
RECHARGEABLE BATTERIES	1.00	TONS
STEEL CANS (TIN CANS)	530.04	TONS
TIRES	1,015.00	TIRES
USED BEVERAGE CANS	4,657.22	TONS

**Total Tons: 280,350.40**

Enforcement			
Verbal Warnings	Warning Letters	Citations Issued	Court Actions
450	450	1875	52

Fees Collected	
GARBAGE COLLECTION	\$28,658,474.00
HOST AGREEMENT	\$270,241.00
LANDFILL USER FEES	\$7,458,490.00
PERMIT FEE	\$17,080.33
PROCEEDS FROM SALE OF RECYCLABLES	\$1,620,073.00

Drop-off		Composting/	
#Public (Pu)	#Private (Pr)	#Public (Pu)	#Private (Pr)
1 (PU)	3 (PR)	1 (PU)	2 (PR)

Yard Waste Tons Collected		
63,584.00		
Litter Costs / Litter Bags / Miles of Litter Cleaned		
\$41,451.69	6,837	27315



**Department for Environmental Protection  
Division of Waste Management  
2010 County Annual Report Summary**

**FAYETTE**  
Continued

SW Coordinator Steve Feese

Full-time

**Totals:** \$38,024,358.33

**Educational Activity:**

**COLLECTION and DISPOSAL** — Waste Management personnel appeared in a government television show “A Green Bluegrass” addressing collection, recycling, disposal, and littering, composting and other activities. They also appeared in local media outlets, such as radio and TV local networks. Additionally, the Division of Waste management ran a radio commercials addressing change of dates of collection during the holiday season. The Division of Waste Management, jointly with staff from the LFUCG Environmental Quality Division hosted booths at events such as the Home Garden Show, Green Expo, Reforest of the Bluegrass, Arbor Day, Roots and Heritage Festival, Energy Expo and other events and festivals. Information on the following was distributed: collection procedures, recycling, yard waste, antilittering, electronic recycling and disposal options. For complete list of all public outreach events, see The LFUCG Office of Public Information also notified citizens of holiday collection scheduled and special collections events through several press releases. Waste Management has produced and distributed solid waste guides and magnets in English and Spanish addressing recycling, yard waste, household waste collection, call-in collection, other disposal/recycling options. The Division of Waste Management personnel maintain a comprehensive website that provides information on all Waste management services. <http://www.lexingtonky.gov/index.aspx>

**Newsletters** — the Division of Waste Management circulated newsletters for residential (3), schools (2), businesses (2) and Apartments (2). These newsletters include information on proper procedures of collection of household waste, yard waste and recycling, and information on special events. They included information on collection, disposal options, anti-lifter, anti dumping, enforcement and special clean up activities.

**RECYCLING** — LFUCG Waste Management contracted Bluegrass PRIDE to manage education programs targeting apartment complexes, businesses and schools.

Apartments - Bluegrass PRIDE worked with a total of 112 apartment complexes.

These apartments represent a total of 15,177 units.

Distributed fliers, newsletters and magnets to all apartments

Presentations:

3 apartment complexes for its residents

One Parent Scholar House

Ballard-Griffith Towers (Lexington Housing Authority Property)

Wellington Chase

UK Fraternities/Sororities - Total Members: 2

Presentations: 1

Delta Tau Delta

Kappa Delta

Worked with the Greater Lexington Apartment Association (GLAA) to develop and begin a

Green Committee

Began monthly meetings in June 2010

Helped create Green website for GLAA and have monthly green tips listed on the GLAA's website

Took members of GLAA's green team on atom of recycling center

Go Green, Save Green Workshop - 85 attendants

Workshop for apartment managers and owners to show them how to become more environmentally friendly

GLAA's Trade Show

Bluegrass PRIDE had a table at this trade show promoting the Live Green Lexington Partner program

100 attendants

Lexington Housing Authority

Worked with multiple Lexington Housing Authority properties to make recycling available to residents

14 properties, 946 units

Cowgill Properties

Worked with this management group to offer recycling to each property

9 properties, 1,000+ units

Identified barriers and addressed:

Trash in Rosies at some apartments

Rosies not being emptied regularly

Correct signage

Need for more recycling bins

Language barriers

Hosted an Apartment Move-Out Day at Brookstone Apartments

Collected electronics, clothing, toys, food, and furniture from tenants moving out to reduce amount of material going to the landfill

**Special Events:**

Cash for Cans

Gobble Grease Toss

Great America Cleanup

Household Hazardous Waste Collection Day

Med Toss

Paper Shred Day

**Department for Environmental Protection  
Division of Waste Management  
2010 County Annual Report Summary**

**FAYETTE**  
Continued

**SW Coordinator** Steve Feese

Full-time

Continued updating database of local apartment complexes, especially those that are interested in offering or expanding a recycling program.  
Assisted LFUCG staff on development and content of a newsletter distributed 2 times in 2010  
Provided materials to managers for new residents packets:  
Magnets  
Information on how to recycle in the apartment and what can/cannot be recycled  
Key Chains  
Highlighted WasteBuster Partner Apartments in For Rent and Apartment Finder magazines  
Developing an "Other Waste" flier with information on what to do with waste, such as electronics, furniture, appliances, paint, etc, targeted to apartment residents.  
Recycling Dumpsters  
Worked with 2 apartment complexes to create education plans, implement the education plans, and get recycling dumpsters for their locations  
Businesses —  
Worked with 316 businesses (up from 235 businesses)  
17 presentations to staff members, for a total of 373 people.  
1 presentation on recycling at the FEI Games, to a total of 100 people  
2 tours of the recycling center for staff members of a business  
Distributed fliers, decals, stickers and mini Rosies  
Conducted 8 Waste Audits  
Media efforts — 19 articles published on recycling and waste  
Presentations and display tables for organizations (total of 257 people)  
Bluegrass Hospitality Association Trade Show  
LexLinc  
Eagle Creek Library  
Small Business Development Center  
Lexington Public Library Staff Day  
DCA Green Hospitality Workshops  
Commerce Lex Business Roundtable  
Commerce Lex Business Link  
Chrysalis House Family Day  
Health Fair Displays on Recycling for:  
Schneider Electric (350 attendants)  
Tempur-Pedic (150 attendants)  
Cardinal Hill (50 attendants)  
Worked with Commerce Lexington to do a recycling survey for businesses through their website  
Assisted in the planning and content of the Live Green Lexington Newsletter for businesses.  
Helped the following events offer recycling:  
Legacy Trail Kick-Off (7,000 attendants)  
Caring for our Environment @ Lafayette Highschool (150 attendants)  
2 Sunday at the Airport (10,000 attendants)  
Trail-a-palooza @ Town Branch Trail (200 attendants)  
NAMI Walks (400 attendants)  
Reforest the Bluegrass (1,000 attendants)  
Arbor Day (1,400 attendants)  
Recycling Dumpsters  
Worked with 5 businesses to create education plans, implement the education plans, and get recycling dumpsters for their locations  
Greenest Business Competition  
Created the Greenest Business Competition along with CG Concepts for the "greenest" business in Fayette County (including recycling)  
Opportunity for Work and Learning (OWL) won the competition for their recycling initiatives  
Go Green, Save Green Workshop  
Held a workshop for business managers and owners to show them how to become more environmentally friendly - 85 attendants  
Worked with businesses in addressing their specific concerns and barriers found. Offered them the following:  
Personal visit  
Waste audit  
Promotional and signs materials  
Presentation for employees/training materials  
Guidance on things to do to increase participation  
Information on where to get indoor recycling bins  
Solve problems related to Rosies delivery and service  
Cost savings information and guidance

**Department for Environmental Protection  
Division of Waste Management  
2010 County Annual Report Summary**

**FAYETTE**  
Continued

**SW Coordinator** Steve Feese      Full-time

Commitment card for participation for at least a year  
Flier on waste reduction

Worked on recognition effort of WasteBuster Partner businesses through the Business Lexington once/month

Schools — Bluegrass PRIDE worked with 92 Fayette County schools (public, private, day cares) to do education in recycling and reduction of waste

LFUCG Waste Management staff also led tours of the recycling center. A total of 43 groups participated in this effort.

The Division of Waste Management personnel maintain a comprehensive website that provides information on all Waste management services. <http://www.lexingtonky.gov/index.aspx?page=666>

Waste Management also redesigned and published a new educational flier with information on what is recyclable through the Rosie program. This flier also includes information on the items that the recycling center is receiving that aren't recyclable through the Rosie, but is causing problems at the Center. To see the flier, see Appendix G.

**ANTI-LITTERING:** — Waste Management personnel appeared in a government television show "A Green Bluegrass" addressing collection, recycling, disposal, and littering, composting and other activities.

They also appeared in local media outlets, such as radio and TV local networks.

Additionally, the Division of Waste management ran a commercial campaign addressing change of dates of collection during the holiday season.

The Division of Waste Management, jointly with staff from the LFUCG Environmental Quality

Division hosted booths at events such as the Home Garden Show, Green Expo, Reforest of the

Bluegrass, Arbor Day, Roots and Heritage Festival, Energy Expo and other events and festivals.

Information on the following was distributed: collection procedures, recycling, yard waste, anti-littering, electronic recycling and disposal options.

The Division of Waste Management personnel maintain a comprehensive website that provides information on all Waste management services. <http://www.lexingtonky.gov/index>

Cigarette pocket ashtrays were distributed at events, encouraging residents to dispose of their cigarette butt in a proper way, and not on the sidewalk or floor.

LFUCG Waste Management contracted Bluegrass PRIDE to manage education programs targeting apartment complexes, businesses and schools.

Bluegrass PRIDE received over 700 litter reports from Fayette County citizens in 2010. This data is sent in a regular basis to LFUCG GIS department to be used in the identification of the liner hot spots in Fayette Co.

Anti-litter campaign received the following media attention: 1 media hit

Bluegrass PRIDE played a major roll in 2 litter clean-up events in Fayette County. Participation included recruiting of volunteers and providing bags and gloves.

Bluegrass PRIDE assisted in planning seven liner free events:

Legacy Trail Kick-Off

Caring for our Environment Lafayette High School

2nd Sunday at the Airport

Trail-a-palooza @ Town Branch Trail

NAMI Walk

Reforest the Bluegrass

Arbor Day

Relationships were continued with groups related to litter in Fayette County, such as:

LFUCG Code Enforcement, LFUCG Environmental Commission and The Corridors Committee.

Collaborated with local cleanup efforts, such as:

The Great American Clean-up and River Sweep

Adopt-a-Spots

Drove all of the existing Adopt-a-spots to see the amount of litter in the areas

Compared the Keep Lexington Beautiful liner surveys to the current adopt-a-spots

Worked with LFUCG to design new adopt-a-spot locations to include for 2010/11 that coincided with the litter surveys

Cleanest Greenest Business Competition

Created competition format for businesses to participate in, one section is devoted to litter. Requires businesses to collect data from their own property as well as requires follow up analysis

Fayette County Litter Education Outreach Event

Litter Education Projects

Litter Education Classroom Activities

Compost — LFUCG Waste Management contracted Bluegrass PRIDE to doing education in composting, and reducing food and yard waste.

**ANTI-DUMPING:** A variety of press releases were issued on special collection programs, pickup schedules and illegal dump cleanups.

**ENFORCEMENT:** Enforcement commercial aired on various media outlets outlining proper disposal methods. The LFUCG Division of Solid Waste sent out three residential newsletters and one school newsletter with information on proper disposal options, enforcement issues, and special cleanup activities.

**SITING:** The LFUCG Division of Solid Waste maintains a comprehensive website that provides information siting requirements for solid waste facilities.

**Department for Environmental Protection  
Division of Waste Management  
2010 County Annual Report Summary**

**FLEMING**

SW Coordinator Donna Ramey

Part-time

Disposal				UNIVERSAL Collection				Recyclables			
		Avg. \$ per Ton:	\$33.22			Avg. \$ per Month per Household	\$13.87				
Disposal Facility	Permit#	#Tons	\$Per Ton	Collection Sys	Primary(P)	Monthly \$	#	%	Accepted	Amount	Unit

MASON COUNTY	08100006	7,137	\$21.75	DOOR-TO-DOOR/PERMIT	P	\$14.00	1,300	22.59	CARDBOARD	1.30	TONS
RUMPKE BROWN CO LANDFI		24	\$44.50	DOOR-TO-DOOR/PERMIT	P	\$15.46	805	13.99	GLASS	13.50	TONS
VEOLIA ES MOREHEAD LAND	10300007	1,145	\$33.40	DOOR-TO-DOOR/PERMIT	P	\$14.00	1,100	19.11	MIXED RESIDENTIAL PAPER	18.60	TONS
				MUNICIPALLY OWNED	P	\$12.00	1,292	22.45	NEWSPRINT	59.80	TONS
<b>Totals:</b>		<b>8,306.22</b>		<b>Total Households Participating:</b>			<b>4,497</b>	<b>73.21</b>	PLASTIC (2 LTR POP BTLS [PET]	6.50	TONS
				<b>Total Households:</b>			<b>6,143</b>		STEEL CANS (TIN CANS)	8.34	TONS
									TIRES	30,106.00	TIRES
									USED BEVERAGE CANS	1.30	TONS

Open Dumps			
Dumps Cleaned	Tons Collected	Cleanup Cost	Dumps Remaining
1	74.41	\$7,854	0

Funds Received		
STATE	LITTER GRANT	\$26,814.66
STATE	OPEN DUMP GRANT	\$5,688.59

Recycling			
Door-to-Door			
Avail?	Owner	OP Area	# of House

**Total Tons: 109.34**

**Totals: \$32,503.25**

Enforcement			
Verbal Warnings	Warning Letters	Citations Issued	Court Actions
0	0	0	0

Fees Collected	
GARBAGE COLLECTION	\$244,330.00
PERMIT FEE	\$100.00
PROCEEDS FROM SALE OF RECYCLABLES	\$4,514.00
<b>Totals:</b>	<b>\$248,944.00</b>

Drop-off		Composting/	
#Public (Pu)	#Private (Pr)	#Public (Pu)	#Private (Pr)
2 (PU)	1 (PR)	0 (PU)	0 (PR)

**Yard Waste Tons Collected**

Litter Costs	Litter Bags	Miles of Litter Cleaned
\$41,379.74	1,444	218

**Educational Activity:**

DISPOSAL: We teach proper disposal through civic groups, 4H, athletic groups and advertisement. Trash for Cash program.

RECYCLING/REDUCTION: Advertising in several locations.

ANTI-LITTERING: New litter pick up program for eligible clubs, athletic groups, nonprofit orgs, to be paid \$8 per hour for roadside litter pickup.

ANTI-DUMPING: Road inspections, sites reported and cleaned up. Certified letter sent to persons responsible if identification is found at site. Then turned over to sheriffs office for possible enforcement.

ENFORCEMENT: Names are looked for on all litter and dumpsites. Names are turned into sheriff for possible enforcement.

**Special Events:**

City of Flemingsburg cleanup week

Commonwealth Cleanup Week

**Department for Environmental Protection  
Division of Waste Management  
2010 County Annual Report Summary**

**FLOYD**

SW Coordinator Lon May

Part-time

Disposal				MANDATORY		Collection			Recyclables		
Avg. \$ per Ton: \$36.56						Avg. \$ per Month per Household \$13.63					
Disposal Facility	Permit#	#Tons	\$Per Ton	Collection Sys	Primary(P)	Monthly \$	#	%	Accepted	Amount	Unit
LAUREL RIDGE LANDFILL INC	06300003	22,187	\$36.56	DOOR-TO-DOOR/FRANCHISE	P	\$13.75	14,655	81.85	ANTIFREEZE / ETHYL GLYCOL	120.00	GAL
Totals: 22,187.37				MUNICIPALLY OWNED	S	\$13.50	1,302	7.27	CARDBOARD	192.00	TONS
				TRANSFER STATION		Zero	Zero	LEAD ACID BATTERIES	3,000.00	EACH	
				Total Households Participating:			15,957	89.12	MOTOR OIL	5,640.00	GAL
				Total Households:			17,905		PLASTICS NS NONSPECIFIC	12.00	TONS
										Total Tons:	204.00

Open Dumps			
Dumps	Tons	Cleanup	Dumps
Cleaned	Collected	Cost	Remaining
0	0		3

Funds Received			
FEDERAL	PRIDE GRANT	\$27,351.22	
STATE	LITTER GRANT	\$65,650.08	
<b>Totals:</b>		<b>\$93,001.30</b>	

Recycling			
Door-to-Door			
Avail?	Owner	OP Area	# of House

Enforcement			
Verbal	Warning	Citations	Court
Warnings	Letters	Issued	Actions
156	11	4	4

Fees Collected			
FRANCHISE FEE		\$180,084.73	
GARBAGE COLLECTION		\$1,931,740.38	
TRANSFER STATION		\$28,000.00	
<b>Totals:</b>		<b>\$2,139,825.11</b>	

Drop-off		Composting/	
#Public (Pu)	#Private (Pr)	#Public (Pu)	#Private (Pr)
1 (PU)	1 (PR)	0 (PU)	0 (PR)

Yard Waste Tons Collected		
	60.00	
Litter Costs / Litter Bags / Miles of Litter Cleaned		
<b>\$70,831.80</b>	<b>3,662</b>	<b>748</b>

**Educational Activity:**

COLLECTION: County Spring/Fall Cleanup.

DISPOSAL: None reported.

RECYCLING/REDUCTION: None reported.

ANTI-LITTERING: Floyd County Conservation District Environmental Presentations.

ANTI-DUMPING: None reported.

ENFORCEMENT: None reported.

SITING: None reported.

**Special Events:**

Floyd County Pride Fall Cleanup

Floyd County Pride Spring Cleanup

**Department for Environmental Protection  
Division of Waste Management  
2010 County Annual Report Summary**

**FRANKLIN**

SW Coordinator Mark Barrett

Full-time

Disposal				MANDATORY Collection				Recyclables			
Disposal Facility	Permit#	#Tons	\$Per Ton	Collection Sys	Primary(P)	Monthly \$	#	%	Accepted	Amount	Unit
ALLIED WASTE SERVICES-BE	03700009	37,860	\$46.00	DOOR-TO-DOOR/FRANCHISE	P	Null	9,250	42.0	CARDBOARD	155.00	TONS
CENTRAL KENTUCKY LANDFI	10500016	3,489	\$31.75	MUNICIPALLY OWNED	S	\$5.00	12,772	58.0	COMPOST MTLs/ YARD WASTE	900.00	TONS
RUMPKE OF KY MONTGOMER	08700003	2,891	\$38.25	TRANSFER STATION	S	Zero	Zero		ELECTRONIC SCRAP	34.00	TONS
<b>Totals:</b>		<b>44,239.34</b>		<b>Total Households Participating:</b>			<b>22,022</b>	<b>100.0</b>	GLASS	72.00	TONS
				<b>Total Households:</b>			<b>22,022</b>		LEAD ACID BATTERIES	2,000.00	EACH
									METALS FERROUS (STEEL...)	155.00	TONS
									MIXED RESIDENTIAL PAPER	70.00	TONS
									NEWSPRINT	910.00	TONS
									PLASTIC (2 LTR POP BTLS [PET])	12.00	TONS
									PLASTIC (MILK JUGS [HDPE])	12.00	TONS
									PLASTICS NS NONSPECIFIC	22.00	TONS
									TIRES	150.00	TIRES
									USED BEVERAGE CANS	12.00	TONS
									<b>Total Tons:</b>	<b>2,354.00</b>	

Open Dumps			
Dumps	Tons	Cleanup	Dumps
Cleaned	Collected	Cost	Remaining
0	0	\$0	0

Funds Received		
FEDERAL	CONSERV GRANT	Zero
STATE	EMER DUMP GRANT	\$11,040.87
STATE	LITTER GRANT	\$48,670.26
<b>Totals:</b>		<b>\$59,711.13</b>

Recycling			
Door-to-Door			
Avail?	Owner	OP Area	# of House
<input checked="" type="checkbox"/>	CI	CI	
	PR	CO	9250

Enforcement			
Verbal	Warning	Citations	Court
Warnings	Letters	Issued	Actions
35	111	0	39

Fees Collected	
DISPOSAL FACILITIES KRS 68.178	\$233,226.48
PROCEEDS FROM SALE OF RECYCLABLES	\$45,246.88
<b>Totals:</b>	<b>\$278,473.36</b>

Drop-off		Composting/	
#Public (Pu)	#Private (Pr)	#Public (Pu)	#Private (Pr)
3 (PU)	2 (PR)	0 (PU)	0 (PR)

Yard Waste Tons Collected		
900.00		
Litter Costs / Litter Bags / Miles of Litter Cleaned		
\$55,359.78	987	3626

**Educational Activity:**

COLLECTION: Advertising collection services through local media.

DISPOSAL: Advertising disposal services through local media.

RECYCLING/REDUCTION: Worked with local teachers, extension agencies, soil conservation districts, and civic groups to promote recycling.

ANTI-DUMPING: Posted signs at problem sites and along roadways and placed fencing around problem areas. Requested state surveillance cameras for active dumps sites.

ANTI-LITTERING: Posted signs along problem roadways. County implemented Teen Clean program for community service. Several roads were cleaned through Adopt-A-Highway.

ENFORCEMENT: None reported.

SITING: None reported.

**Special Events:**

Bluegrass PRIDE Activities  
Commonwealth Cleanup Week  
River Sweep

**Department for Environmental Protection  
Division of Waste Management**

**FULTON**

SW Coordinator Tommy Hodges

Part-time

**2010 County Annual Report Summary**

Disposal			Avg. \$ per Ton: \$20.80	UNIVERSAL Collection			Avg. \$ per Month per Household \$20.80	Recyclables		
Disposal Facility	Permit#	#Tons	\$Per Ton	Collection Sys	Primary(P)	Monthly \$	#	%	Accepted	Amount Unit
NORTHWEST TENNESSEE LA		5,609	\$20.80	DOOR-TO-DOOR/FRANCHISE	P	\$20.80	2,610	85.74	ANTIFREEZE / ETHYL GLYCOL	290.00 GAL
<b>Totals:</b>		<b>5,609.00</b>		<b>Total Households Participating:</b>			<b>2,610</b>	<b>85.74</b>	CARDBOARD	7.25 TONS
				<b>Total Households:</b>			<b>3,044</b>		CONCRETE	1.00 TONS
									ELECTRONIC SCRAP	0.50 TONS
									LEAD ACID BATTERIES	265.00 EACH
									METALS FERROUS (STEEL...)	120.00 TONS
									METALS NON-FERROUS	14.00 TONS
									MIXED RESIDENTIAL PAPER	1.50 TONS
									MOTOR OIL	1,728.00 GAL
									NEWSPRINT	1.00 TONS
									OFFICE PAPER MIXED	1.00 TONS
									OFFICE PAPER WHITE	1.00 TONS
									PESTICIDE CONTAINERS	1.00 TONS
									STEEL CANS (TIN CANS)	1.60 TONS
									USED BEVERAGE CANS	3.44 TONS
									<b>Total Tons:</b>	<b>153.29</b>

Open Dumps			
Dumps	Tons	Cleanup	Dumps
Cleaned	Collected	Cost	Remaining
0	0		

Funds Received		
STATE	LITTER GRANT	\$15,808.02
<b>Totals:</b>		<b>\$15,808.02</b>

Recycling			
Door-to-Door			
Avail?	Owner	OP Area	# of House

Enforcement			
Verbal	Warning	Citations	Court
Warnings	Letters	Issued	Actions
3	0	0	0

Fees Collected	
NONE	Zero
<b>Totals:</b>	
	Zero

Drop-off		Composting/	
#Public (Pu)	#Private (Pr)	#Public (Pu)	#Private (Pr)
0 (PU)	0 (PR)	0 (PU)	0 (PR)

Yard Waste Tons Collected		
		1.00
Litter Costs	Litter Bags	Miles of Litter Cleaned
\$22,334.00	1,675	990

**Educational Activity:**

**COLLECTION:** Ads appear in local newspaper providing information on collection service in Fulton County and options to collections.

**DISPOSAL:** New disposal facilities are not planned in Fulton County. The disposal facilities have given assurances that capacity is adequate to provide disposal in the foreseeable future.

**RECYCLING/REDUCTION:** Annual school seminar encourages recycling and reduction as part of the curriculum. A similar seminar is held by extension service and as requested. A local government task is continuing efforts to provide effective and responsible ways to furnish recycling in Fulton County.

**ANTI-LITTERING:** Fulton County continues litter cleanup program in 2010. City streets are cleaned on a continuous basis. All roads were cleaned at least twice in 2010.

**ANTI-DUMPING:** Fulton County has continued efforts to prevent new dumpsites and reoccurrence of dumps is greatly reduced.

**ENFORCEMENT:** Enforcement of local ordinance and surveillance of past sites has greatly reduced the number of new dumps. Citations are issued when needed.

**SITING:** Given the size and geographic location of the county and lack of need for final disposal capacity, it is unlikely that detailed solid waste facility siting will be used in the near future.

**Special Events:**

Fulton County Cleanup Week/Commonwealth Cleanup W  
Recycle Saturday  
Rinse & Return Pesticide Collection Program

**Department for Environmental Protection  
Division of Waste Management**

**GALLATIN**

SW Coordinator Barry Alexander

Part-time

**2010 County Annual Report Summary**

Disposal				UNIVERSAL Collection				Recyclables		
		Avg. \$ per Ton:	\$38.04			Avg. \$ per Month per Household	\$15.75			
Disposal Facility	Permit#	#Tons	\$Per Ton	Collection Sys	Primary(P)	Monthly \$	#	%	Accepted	Amount Unit

BAVARIAN LANDFILL	00800004	657	\$25.75
RUMPKE OF KY PENDLETON	09600001	301	\$48.53
VALLEY VIEW LANDFILL INC	11200002	4,741	\$39.85

**Totals:** **5,698.37**

COLLECTION BOXES	Null	Null	
COLLECTION BOXES	Null	Null	
DOOR-TO-DOOR/PRIVATE HA P	\$15.75	2,179	74.12
<b>Total Households Participating:</b>		<b>2,179</b>	<b>74.12</b>
<b>Total Households:</b>		<b>2,940</b>	

ASPHALT	3.00	TONS
COMPOST MTLs/ YARD WASTE	5.00	TONS
LEAD ACID BATTERIES	2,080.00	EACH
METALS FERROUS (STEEL...)	6.40	TONS
METALS NON-FERROUS	3.10	TONS
MOTOR OIL	100.00	GAL
TIRES	450.00	TIRES
USED BEVERAGE CANS	2.00	TONS

**Total Tons:** **19.50**

Open Dumps			
Dumps	Tons	Cleanup	Dumps
Cleaned	Collected	Cost	Remaining
1	0		1

Funds Received		
STATE	LITTER GRANT	\$14,272.21
<b>Totals:</b>		<b>\$14,272.21</b>

Recycling			
Door-to-Door			
Avail?	Owner	OP Area	# of House

Enforcement			
Verbal	Warning	Citations	Court
Warnings	Letters	Issued	Actions
5	5	5	4

Fees Collected		

Drop-off		Composting/	
#Public (Pu)	#Private (Pr)	#Public (Pu)	#Private (Pr)
0 (PU)	2 (PR)	0 (PU)	0 (PR)

Yard Waste Tons Collected		
		3.00
Litter Costs	Litter Bags	Miles of Litter Cleaned
\$27,532.21	3,579	510

**Educational Activity:**

**Special Events:**

**COLLECTION:** Department Annual Clean-Up was once again a great success. The County Road Department has also had dumpsters in place for daily drop off and each Saturday + during the hours of 8-12. Our goal once again is for every citizen to participate in the Solid Waste removal by making available to each citizen Universal Pick-up. At this time weekly garbage pick-up is available to each road in our county. County Road Crews went to the rural areas and collected trash from all the homes that chose to participate in the annual clean up. These items were transported to the County Garage and deposited into dumpsters on site. Gallatin County Fiscal Court cover the cost to have dumpsters removed to the landfill. An additional service proved for our seniors was pick up and removal at no cost. In addition we also use the Class D inmates from Grant County Detention Center, 7 of the Counties road staff are certified to work the inmate, the program has been a great success...

**RECYCLING/REDUCTION:** Gallatin Steel (White Goods & Steel Items) Harsin Aluminum Recycling & **RECYCLING/REDUCTION:**KOI Lead Acid Batteries, Eaton Asphalt recycling asphalt.

**ANTI-LITTERING:** Clean Up Week sponsored by the Commonwealth of Kentucky is our biggest effort by the community we incorporated the county wide clean up to coincide with State effort, which seems to be served for all residents. The three cities in our county also participate with curb style service. To promote the 3 - R'S along with providing a county pride will do much to promote litter control. The County has also offered incentives to promote litter cleanup. Use cameras to provide necessary information need to prosecute these individuals. Place emphasis on DO NOT LITTER PROGRAMS, involving our children to promote DO NOT LITTER by taking the message to their Parents, Grandparents & Siblings, Provide adequate warnings of the Fine associated with Littering. When arrested and prosecuted and found guilty you can be Fined up to \$500.00.

**ANTI-DUMPING:** Post warnings signs throughout the communities in areas of high collection of Illegally dumped trash, appliances and tires.

**ENFORCEMENT:** Encourage Law Enforcement Community to take Littering seriously. When violations are reported or discovered, we must do our job. Speak Directly to the youth and explain the seriousness of these offenses.

SITING: n/a

City of Warsaw cleanup day  
Commonwealth Clean Up Week  
Gallatin Clean Up Day  
River Sweep



**Department for Environmental Protection  
Division of Waste Management  
2010 County Annual Report Summary**

**GARRARD/LINCOLN**

SW Coordinator Chris Thomason

Full-time

Disposal				UNIVERSAL		Collection			Recyclables				
		Avg. \$ per Ton:	\$34.41			Avg. \$ per Month per Household		\$16.39					
Disposal Facility	Permit#	#Tons	\$Per Ton	Collection Sys	Primary(P)	Monthly \$	#	%	Accepted	Amount	Unit		
LAUREL RIDGE LANDFILL INC	06300003	2,075	\$35.01	DOOR-TO-DOOR/FRANCHISE	P	\$9.40	1,380	7.68	CARDBOARD	472.36	TONS		
TRI K LANDFILL INC	06900004	22,493	\$33.80	DOOR-TO-DOOR/FRANCHISE	P	\$23.87	2,200	12.25	ELECTRONIC SCRAP	17.30	TONS		
Totals:	24,567.26			DOOR-TO-DOOR/PERMIT	P	\$17.00	235	1.31	GLASS	26.49	TONS		
				DOOR-TO-DOOR/PERMIT	P	\$15.00	400	2.23	LEAD ACID BATTERIES	74.00	EACH		
				DOOR-TO-DOOR/PERMIT	P	\$16.00	220	1.23	METALS FERROUS (STEEL...)	129.63	TONS		
				DOOR-TO-DOOR/PERMIT	P	\$15.00	200	1.11	METALS NON-FERROUS	1.92	TONS		
				DOOR-TO-DOOR/PERMIT	P	\$17.00	33	.18	MIXED RESIDENTIAL PAPER	137.88	TONS		
				DOOR-TO-DOOR/PERMIT	P	\$15.00	207	1.15	NEWSPRINT	80.04	TONS		
				DOOR-TO-DOOR/PERMIT	P	\$17.00	125	.7	OFFICE PAPER MIXED	19.34	TONS		
				DOOR-TO-DOOR/PERMIT	P	\$15.50	2,100	11.69	PLASTIC (2 LTR POP BTLS [PET])	18.68	TONS		
				DOOR-TO-DOOR/PERMIT	P	\$12.00	105	.58	PLASTIC (MILK JUGS [HDPE])	7.06	TONS		
				DOOR-TO-DOOR/PERMIT	P	\$18.00	75	.42	PLASTICS NS NONSPECIFIC	7.03	TONS		
				DOOR-TO-DOOR/PERMIT	P	\$16.00	140	.78	STEEL CANS (TIN CANS)	14.42	TONS		
				DOOR-TO-DOOR/PERMIT	P	\$15.50	1,200	6.68	TIRES	1,046.00	TIRES		
				DOOR-TO-DOOR/PERMIT	P	\$25.00	15	.08	USED BEVERAGE CANS	6.02	TONS		
				DOOR-TO-DOOR/PERMIT	P	\$15.00	115	.64					
		Total Households Participating:						8,750	53.21	Total Tons: 938.17			
		Total Households:						16,445					

**Department for Environmental Protection  
Division of Waste Management**

**GARRARD/LINCOLN**

Continued

**SW Coordinator** Chris Thomason

Full-time

**2010 County Annual Report Summary**

<b>Enforcement</b>			
Verbal Warnings	Warning Letters	Citations Issued	Court Actions
0	21	0	8

**Fees Collected**

<b>Drop-off</b>		<b>Composting/</b>	
#Public (Pu)	#Private (Pr)	#Public (Pu)	#Private (Pr)
0 (PU)	0 (PR)	0 (PU)	0 (PR)

**Yard Waste Tons Collected**

<b>Litter Costs / Litter Bags / Miles of Litter Cleaned</b>		
\$74,175.19	7,461	1759

**Educational Activity:**

The Garrard/Lincoln Solid Waste Management Area continued its strong commitment to public education in 2010 with a primary focus on schools. In partnership with Bluegrass PRIDE, numerous presentations on recycling and environmental stewardship were conducted at schools in both counties and were supplemented by literature and anti-litter giveaways such as pencils and t-shirts.

Garrard County High School received a grant from Bluegrass PRIDE to implement a comprehensive recycling program that includes both participation in recycling pick-up services and education of teachers and students about the importance of recycling. The regional recycling center in Lincoln County hosted numerous school groups who toured the facility and watched presentations in the on-site classroom.

The management area also participated in numerous public events throughout the year. Thanks to local volunteers and staff from Bluegrass PRIDE, the Solid Waste Department had a presence at nearly every public event in 2010, including Garrard County's Earth Day Festival and the heavily-attended Tobacco Cutting Contest. The Solid Waste Management booth at all public events provided literature and information on collection, disposal, recycling, and anti-litter/anti-dumping in the management area and also featured several anti-litter/recycling giveaways such as pens, pencils, flyswatters, and portable ashtrays. The Solid Waste Department and local volunteers also created a recycling themed float that was featured in the Tobacco Festival Parade.

The Solid Waste Department also conducted several presentations for civic groups in 2010. The presentations featured an outline of solid waste services available to residents, the financial impact of littering/illegal dumping, and locations of various recycling and bulky item drop-offs in the two counties.

The Solid Waste Advisory Committee in Garrard County conducted the 5th Annual "Beautify Garrard County Campaign" in 2010. This campaign once again used several media resources, flyers, and public events to encourage residents to clean their property or road frontage, eliminate a dump, or help a neighbor abate a nuisance. Each documented beautification activity qualified the participating individuals for prize drawings held at the annual "Beautify Garrard County Party on the Square" in June. Among the prizes were a free stay at a Kentucky State Park, a free pontoon rental on Herrington Lake, \$100 cash, and free tickets for the Belle of Louisville. The anti-litterthemed Party on the Square attracted more than 1,200 people on the third Saturday in June.

The popular anti-litter "Trash for Cash" program was conducted in Lincoln County during the week of Earth Day. 75 non-profit groups cleaned county roadsides for a donation from the year's Litter Abatement Grant funds. Each group submitted letters to the Solid Waste Department outlining what they had learned about littering during their experience. Also during the month of April, many downtown businesses allowed their employees to wear the popular "I Love Lincoln County: Don't Litter" t-shirts on Fridays to promote Earth Day and show support for the non-profit groups working to clean up county roadsides.

**Special Events:**

Commonwealth Cleanup Week  
Flood Debris Cleanup  
Spring and Fall Free Dump Days

**Department for Environmental Protection  
Division of Waste Management  
2010 County Annual Report Summary**

**GRANT**

SW Coordinator Bryan Miles

200

Disposal				MANDATORY Collection				Recyclables		
Disposal Facility	Permit#	#Tons	Avg. \$ per Ton: \$36.80 \$Per Ton	Collection Sys	Primary(P)	Monthly \$	#	%	Accepted	Amount Unit
BAVARIAN LANDFILL	00800004	467	\$25.75	DOOR-TO-DOOR/FRANCHISE	P	\$9.75	9,139	98.84	ANTIFREEZE / ETHYL GLYCOL	1,770.00 GAL
EPPERSONS TRASH HAULIN	04100004	19,577	\$36.12	<b>Total Households Participating:</b> <b>Total Households:</b>			<b>9,139</b>	<b>98.84</b>	CARDBOARD	1,708.34 TONS
RUMPKE OF KY PENDLETON	09600001	2,021	\$48.53				<b>9,246</b>		ELECTRONIC SCRAP	1.34 TONS
<b>Totals:</b>		<b>22,063.99</b>							GLASS	25.96 TONS

Open Dumps			
Dumps Cleaned	Tons Collected	Cleanup Cost	Dumps Remaining
0	0		1

Funds Received		
STATE	HHW GRANT	Zero
STATE	LITTER GRANT	\$35,561.04
STATE	OPEN DUMP GRANT	\$25,117.95
<b>Totals:</b>		<b>\$60,678.99</b>

Recycling			
Door-to-Door			
Avail?	Owner	OP Area	# of House
<input checked="" type="checkbox"/>	PR	CO	120

METALS FERROUS (STEEL...)	9,227.48	TONS
METALS NON-FERROUS	341.00	TONS
MOTOR OIL	47,322.00	GAL
NEWSPRINT	127.44	TONS
OFFICE PAPER WHITE	400.00	TONS
PLASTICS NS NONSPECIFIC	7.84	TONS
PRINTER TONER CARTRIDGES	308.00	UNITS
TIRES	22,857.00	TIRES
USED BEVERAGE CANS	7.84	TONS

**Total Tons: 11,847.24**

Enforcement			
Verbal Warnings	Warning Letters	Citations Issued	Court Actions
103	25		

Fees Collected	
GARBAGE COLLECTION	\$241,925.79
HOST AGREEMENT	\$236,495.63
PERMIT FEE	\$1,350.00
<b>Totals:</b>	<b>\$479,771.42</b>

Drop-off		Composting/	
#Public (Pu)	#Private (Pr)	#Public (Pu)	#Private (Pr)
0 (PU)	1 (PR)	0 (PU)	0 (PR)

Yard Waste Tons Collected		
Litter Costs	Litter Bags	Miles of Litter Cleaned
<b>\$68,504.36</b>	<b>2,817</b>	<b>702</b>

**Educational Activity:**

**COLLECTION:** GCSWMD uses brochures, newspaper articles and presentations to school groups, Kiwanis-Homemakers-and women's groups, Chamber of Commerce and 109 Board meetings to educate the public on our mandatory collection ordinance. We also have a web site and utilize direct visits by the SWC.

**DISPOSAL:** Same as above...Grant County residents who are in compliance with the mandatory collection ordinance enjoy free disposal at the landfill as a benefit of our host agreement.

**RECYCLING/REDUCTION:** Recycling is now a way for juvenile offenders with community service to complete their time. They collect the recyclables, turn them into the recycling center and utilize the money to purchase food/necessities for local community food banks.

**ANTI-LITTERING:** Our litter program has complete involvement of the youth of the county with the required letter to the editor highlighting the educational effort. Litter bags, color books, brochures and police enforcement are also utilized.

**Special Events:**

HHW/E-SCRAP EVENT  
Lake sweep  
Spring/Fall Community Cleanup

**Department for Environmental Protection  
Division of Waste Management  
2010 County Annual Report Summary**

**GRAVES**

SW Coordinator Codie Courtney

Part-time

Disposal				UNIVERSAL Collection				Recyclables			
		Avg. \$ per Ton:	\$33.50			Avg. \$ per Month per Household	\$16.80				
Disposal Facility	Permit#	#Tons	\$Per Ton	Collection Sys	Primary(P)	Monthly \$	#	%	Accepted	Amount	Unit

WASTE PATH SANITARY LAN	07900015	2,613	\$25.00	CONVENIENCE CENTER	S	Null	Null		CARDBOARD	5,200.00	TONS
WEST KY LANDFILL	04200007	8,426	\$42.00	DOOR-TO-DOOR/PERMIT	P	\$16.00	400	2.57	LEAD ACID BATTERIES	1,650.00	EACH
				DOOR-TO-DOOR/PERMIT	P	\$16.00	1,634	10.5	METALS FERROUS (STEEL...)	250.00	TONS
				DOOR-TO-DOOR/PERMIT	P	\$16.00	150	.96	METALS NON-FERROUS	60.00	TONS
				DOOR-TO-DOOR/PERMIT	P	\$16.00	800	5.14	MIXED RESIDENTIAL PAPER	277.40	TONS
				DOOR-TO-DOOR/PERMIT	P	\$20.00	4,785	30.74	NEWSPRINT	5,200.00	TONS
				TRANSFER STATION	S	Null	Null		OFFICE PAPER MIXED	100.00	TONS
									PESTICIDE CONTAINERS	1.39	TONS
									PLASTIC (2 LTR POP BTLS [PET]	2.20	TONS
		</									

**Department for Environmental Protection  
Division of Waste Management  
2010 County Annual Report Summary**

**GRAYSON**

SW Coordinator Larry Holeman

Part-time

Disposal				UNIVERSAL		Collection			Recyclables		
		Avg. \$ per Ton:	\$31.45			Avg. \$ per Month per Household		\$16.60			
Disposal Facility	Permit#	#Tons	\$Per Ton	Collection Sys	Primary(P)	Monthly \$	#	%	Accepted	Amount	Unit
HARDIN COUNTY FISCAL COU	04700040	86	\$28.25	DOOR-TO-DOOR/PERMIT	S	\$18.00	145	1.33	COMPOST MTLs/ YARD WASTE	14.50	TONS
OHIO COUNTY FISCAL COURT	09200010	15,519	\$34.65	DOOR-TO-DOOR/PERMIT	P	\$18.00	406	3.74	LEAD ACID BATTERIES	2,760.00	EACH
Totals:	15,605.10			DOOR-TO-DOOR/PERMIT	P	\$18.00	345	3.18	METALS FERROUS (STEEL...)	2,271.00	TONS
				DOOR-TO-DOOR/PERMIT	P	\$15.00	325	2.99	METALS NON-FERROUS	101.00	TONS
				DOOR-TO-DOOR/PERMIT	P	\$16.00	610	5.62	MIXED RESIDENTIAL PAPER	102.20	TONS
				DOOR-TO-DOOR/PERMIT	P	\$18.00	675	6.21	NEWSPRINT	83.18	TONS
				DOOR-TO-DOOR/PERMIT	P	\$16.00	1,642	15.12	OFFICE PAPER MIXED	10.00	TONS
				DOOR-TO-DOOR/PERMIT	P	\$15.00	850	7.82	PLASTICS NS NONSPECIFIC	26.31	TONS
				MUNICIPALLY OWNED	P	\$15.00	620	5.71	USED BEVERAGE CANS	1,100.00	TONS
				MUNICIPALLY OWNED	P	\$17.00	2,460	22.65			
				TRANSFER STATION	S		Null	Null			
Total Households Participating:						8,078	80.12				
Total Households:						10,082					
									Total Tons:	3,708.19	

Open Dumps			
Dumps Cleaned	Tons Collected	Cleanup Cost	Dumps Remaining
0	0		

Funds Received		
STATE	LITTER GRANT	\$46,396.67
<b>Totals:</b>		<b>\$46,396.67</b>

Recycling			
Door-to-Door			
Avail?	Owner	OP Area	# of House
<input checked="" type="checkbox"/>	CI	CI	2941

Enforcement			
Verbal Warnings	Warning Letters	Citations Issued	Court Actions
15	4		

Fees Collected	
FRANCHISE FEE	\$750.00
GARBAGE COLLECTION	\$643,800.00
PROCEEDS FROM SALE OF RECYCLABLES	\$32,826.00
<b>Totals:</b>	<b>\$677,376.00</b>

Drop-off		Composting/	
#Public (Pu)	#Private (Pr)	#Public (Pu)	#Private (Pr)
2 (PU)	3 (PR)	1 (PU)	0 (PR)

Yard Waste Tons Collected		
Litter Costs	Litter Bags	Miles of Litter Cleaned
<b>\$59,802.77</b>	<b>Zero</b>	

**Educational Activity:**

ANTI-LITTERING: City of Leitchfield, county fair, newspaper ads and public service announcements on radio.  
DISPOSAL: n/a  
RECYCLING/REDUCTION: City of Leitchfield, county fair, tours of recycling center  
ANTI-LITTERING: n/a  
ANTI-DUMPING: n/a  
ENFORCEMENT: n/a  
SITING: n/a

**Special Events:**

White goods day

**Department for Environmental Protection  
Division of Waste Management  
2010 County Annual Report Summary**

**GREEN**

SW Coordinator Bill Durham

Full-time

Disposal				UNIVERSAL Collection				Recyclables			
		Avg. \$ per Ton:	\$37.01			Avg. \$ per Month per Household	\$17.11				
Disposal Facility	Permit#	#Tons	\$Per Ton	Collection Sys	Primary(P)	Monthly \$	#	%	Accepted	Amount	Unit
LAUREL RIDGE LANDFILL INC	06300003	4,445	\$37.01	DOOR-TO-DOOR/FRANCHISE	P	\$17.11	2,813	55.07	MOTOR OIL	500.00	GAL
		<b>Totals:</b>	<b>4,444.98</b>			<b>Total Households Participating:</b>	<b>2,813</b>	<b>55.07</b>	TIRES	35,544.00	TIRES
						<b>Total Households:</b>	<b>5,108</b>		USED BEVERAGE CANS	16.00	TONS
									<b>Total Tons:</b>	<b>16.00</b>	

Open Dumps				Funds Received				Recycling Door-to-Door			
Dumps	Tons	Cleanup	Dumps					Avail?	Owner	OP Area	# of House
Cleaned	Collected	Cost	Remaining								
1	9.7	\$5,149	0	STATE	LITTER GRANT	\$25,870.40		<input type="checkbox"/>			
				STATE	OPEN DUMP GRANT	\$5,232.60					
		<b>Totals:</b>				<b>\$31,103.00</b>					

Enforcement				Fees Collected				Drop-off		Composting/		Yard Waste Tons Collected		
Verbal	Warning	Citations	Court					#Public (Pu)		#Public (Pu)				
Warnings	Letters	Issued	Actions					#Private (Pr)		#Private (Pr)				
0	0	0	0					0 (PU)	1 (PR)	(PU)	0 (PR)			
		<b>Totals:</b>				<b>\$44,701.56</b>						<b>\$53,100.99</b>	<b>3,600</b>	<b>12</b>

**Educational Activity:**

COLLECTION: None reported.

DISPOSAL: Literature for Green County School explaining proper way of disposing household waste and garbage and hazardous waste.

RECYCLING/REDUCTION: Literature for Green County Schools explaining our white goods program and the importance of recycling.

ANTI-LITTERING: Literature for Green County Schools explaining the problems of roadside littering in Green County.

ANTI-DUMPING: None reported.

ENFORCEMENT: None reported.

SITING: None reported.

**Special Events:**

Clean the Green

White Goods Amnesty

**Department for Environmental Protection  
Division of Waste Management  
2010 County Annual Report Summary**

**GREENUP**

SW Coordinator Jim Belt

Full-time

Disposal				MANDATORY Collection				Recyclables			
Avg. \$ per Ton: \$32.50				Avg. \$ per Month per Household \$13.38							
Disposal Facility	Permit#	#Tons	\$Per Ton	Collection Sys	Primary(P)	Monthly \$	#	%	Accepted	Amount	Unit
BIG RUN LANDFILL	01000054	19,568	\$32.50	DOOR-TO-DOOR/PERMIT	P	\$13.00	158	1.04	CARDBOARD	0.82	TONS
GREEN VALLEY ENVIRONME	04500012	25,767	\$32.50	DOOR-TO-DOOR/PERMIT	P	Null	276	1.82	CONCRETE	465.00	TONS
<b>Totals:</b>				DOOR-TO-DOOR/PERMIT	P	\$13.00	202	1.33	LEAD ACID BATTERIES	21.00	EACH
				DOOR-TO-DOOR/PERMIT	P	\$13.00	360	2.37	METALS FERROUS (STEEL...)	88.70	TONS
				DOOR-TO-DOOR/PERMIT	P	\$14.00	2,593	17.05	MOTOR OIL	1,454.00	GAL
				DOOR-TO-DOOR/PERMIT	P	\$13.00	606	3.99	PAINT	17.00	GAL
				DOOR-TO-DOOR/PERMIT	P	\$13.00	3,011	19.8	TIRES	4,841.00	TIRES
				DOOR-TO-DOOR/PERMIT	P	\$13.00	341	2.24	USED BEVERAGE CANS	Null	TONS
				DOOR-TO-DOOR/PERMIT	P	\$13.50	104	.68	<b>Total Tons:</b>		
				DOOR-TO-DOOR/PERMIT	P	\$13.00	203	1.34			
				DOOR-TO-DOOR/PERMIT	P	\$14.50	3,907	25.7			
				DOOR-TO-DOOR/PRIVATE HA	S	\$10.00	249	1.64			
				MUNICIPALLY OWNED	S	\$12.00	348	2.29			
				MUNICIPALLY OWNED	S	\$19.00	2,059	13.54			
				<b>Total Households Participating:</b>			14,417	94.82			
				<b>Total Households:</b>			15,205				

Open Dumps			
Dumps Cleaned	Tons Collected	Cleanup Cost	Dumps Remaining
0	0	\$0	0

Funds Received		
STATE	EMER DUMP GRANT	\$10,000.00
STATE	LITTER GRANT	\$53,044.63
<b>Totals:</b>		<b>\$63,044.63</b>

Recycling			
Door-to-Door			
Avail?	Owner	OP Area	# of House
			<input type="checkbox"/>

Enforcement			
Verbal Warnings	Warning Letters	Citations Issued	Court Actions
16	4	1	0

Fees Collected	
317104.55	Zero
PERMIT FEE	\$300.00
PROCEEDS FROM SALE OF RECYCLABLES	\$10,022.68
<b>Totals:</b>	
	<b>\$10,322.68</b>

Drop-off		Composting/	
#Public (Pu)	#Private (Pr)	#Public (Pu)	#Private (Pr)
1 (PU)	0 (PR)	0 (PU)	0 (PR)

Yard Waste Tons Collected		
Litter Costs	Litter Bags	Miles of Litter Cleaned
\$98,692.57	10,242	1463

**Educational Activity:**

**Special Events:**

**Department for Environmental Protection  
Division of Waste Management  
2010 County Annual Report Summary**

**SW Coordinator** Jim Belt

Full-time

**GREENUP**  
Continued

**COLLECTION:** Publish list of permitted haulers in newspapers and on flyers at public events such as the County Fair and Old Fashion Days and others.

**DISPOSAL:** Advertise solid waste lot in newspapers as well as on flyers at public events.

**RECYCLING/REDUCTION:** The county promotes its solid waste lot and has implemented a program in the elementary and middle schools dealing with recycling and anti-litter program.

**ANTI-LITTERING:** The county promotes its "Help Keep Greenup County Clean program at local schools and public events.

**ANTI-DUMPING:** Advertise through media and events phone numbers to report open dumping.

**ENFORCEMENT:** Report on enforcement activities at public meetings and public events.

**SITING:** None reported.

Commonwealth Cleanup Week

Greenup County Fair/Old Fashioned Days

Greenup County Tire Program

Ohio River Sweep



**Department for Environmental Protection  
Division of Waste Management  
2010 County Annual Report Summary**

**HANCOCK**

SW Coordinator Scott Beavin

Part-time

Disposal				UNIVERSAL Collection				Recyclables			
		Avg. \$ per Ton:	\$33.97			Avg. \$ per Month per Household	\$16.10				
Disposal Facility	Permit#	#Tons	\$Per Ton	Collection Sys	Primary(P)	Monthly \$	#	%	Accepted	Amount	Unit

DAVIESS COUNTY FISCAL CO	03000004	3,475	\$24.25
OHIO COUNTY FISCAL COURT	09200010	1,667	\$34.65
WEST KY LANDFILL	04200007	5,291	\$43.00

**Totals:** **10,433.32**

DOOR-TO-DOOR/FRANCHISE	P	\$13.50	577	15.59
DOOR-TO-DOOR/PERMIT	P	\$21.38	507	13.7
DOOR-TO-DOOR/PERMIT	P	\$14.50	450	12.16
DOOR-TO-DOOR/PERMIT	P	\$15.00	150	4.05
TRANSFER STATION	S	Null	1,700	45.95

**Total Households Participating:** **3,384** **91.46**  
**Total Households:** **3,700**

CARDBOARD	25.00	TONS
GLASS	2.00	TONS
LEAD ACID BATTERIES	15.00	EACH
METALS NON-FERROUS	20.00	TONS
MIXED RESIDENTIAL PAPER	10.00	TONS
MOTOR OIL	500.00	GAL
NEWSPRINT	40.00	TONS
OFFICE PAPER MIXED	0.50	TONS
OFFICE PAPER WHITE	0.50	TONS
PESTICIDE CONTAINERS	0.01	TONS
PLASTIC (MILK JUGS [HDPE])	1.00	TONS
PRINTER TONER CARTRIDGES	1,000.00	UNITS
STEEL CANS (TIN CANS)	1.00	TONS
TIRES	500.00	TIRES
USED BEVERAGE CANS	2.00	TONS

**Total Tons:** **102.01**

Open Dumps			
Dumps Cleaned	Tons Collected	Cleanup Cost	Dumps Remaining
0	0		

Funds Received		
STATE	LITTER GRANT	\$17,945.10
STATE	RECYCLING GRANT	\$49,728.00
<b>Totals:</b>	<b>\$67,673.10</b>	

Recycling Door-to-Door			
Avail?	Owner	OP Area	# of House

Enforcement			
Verbal Warnings	Warning Letters	Citations Issued	Court Actions
0	0	0	0

Fees Collected	
NONE	Zero
<b>Totals:</b>	<b>Zero</b>

Drop-off		Composting/	
#Public (Pu)	#Private (Pr)	#Public (Pu)	#Private (Pr)
4 (PU)	1 (PR)	0 (PU)	0 (PR)

Yard Waste Tons Collected		
Litter Costs	Litter Bags	Miles of Litter Cleaned
\$24,460.36	100	96

**Educational Activity:**

COLLECTION: Public Announcement listing name and phone numbers for trash haulers available in the county.

DISPOSAL: Newspaper article for discarding old appliances in Lewisport. Newspaper article informing of Rinse and Return Day.

RECYCLING/REDUCTION: Newspaper article about new recycling center in Pellville.

ANTI-LITTERING: Newspaper article about a field day and a speaker --- talked to children about littering and recycling. Gave away pencils at the county fair that say "Just Say No To Litter". Newspaper notice for street sweeping.

ANTI-DUMPING: Newspaper article advertising Lewisport Lions Club Cleanup Day.

ENFORCEMENT: None reported.

SITING: None reported.

**Special Events:**

City of Lewisport - Discard Old Appliances

Lewisport Lions Club Cleanup Day

**Department for Environmental Protection  
Division of Waste Management  
2010 County Annual Report Summary**

**HARDIN**

SW Coordinator Robert Hall

Full-time

Disposal				MANDATORY Collection				Recyclables			
Avg. \$ per Ton: \$37.70				Avg. \$ per Month per Household \$16.50							
Disposal Facility	Permit#	#Tons	\$Per Ton	Collection Sys	Primary(P)	Monthly \$	#	%	Accepted	Amount	Unit
HARDIN COUNTY FISCAL COU	04700040	134,327	\$28.25	DOOR-TO-DOOR/FRANCHISE	P	\$18.00	11,862	30.39	ANTIFREEZE / ETHYL GLYCOL	607.00	GAL
VALLEY VIEW LANDFILL INC	11200002	21	\$39.85	DOOR-TO-DOOR/FRANCHISE	P	\$18.38	15,023	38.49	CARDBOARD	1,769.00	TONS
WASTE MGMT OF KY INC DBA	05600028	10,631	\$45.00	DOOR-TO-DOOR/PERMIT	P	\$15.00	600	1.54	ELECTRONIC SCRAP	20.50	TONS
				DOOR-TO-DOOR/PERMIT	P	\$15.12	1,750	4.48	GLASS	9.68	TONS
				DOOR-TO-DOOR/PERMIT	P	\$16.00	4,792	12.28	LEAD ACID BATTERIES	24,880.00	EACH
<b>Totals:</b>									METALS FERROUS (STEEL...)	30,388.00	TONS
									METALS NON-FERROUS	3,212.00	TONS
									MOTOR OIL	31,843.00	GAL
									NEWSPRINT	406.00	TONS
									PESTICIDE CONTAINERS	3.30	TONS
									PLASTIC (2 LTR POP BTLS [PET]	48.00	TONS
									PLASTIC (MILK JUGS [HDPE])	31.00	TONS
									PRINTER TONER CARTRIDGES	116.00	UNITS
									STEEL CANS (TIN CANS)	4.60	TONS
									USED BEVERAGE CANS	1,256.00	TONS
									<b>Total Tons:</b>	<b>37,148.08</b>	

Total Households Participating:

34,027 93.19

Total Households:

36,514

Open Dumps			
Dumps	Tons	Cleanup	Dumps
Cleaned	Collected	Cost	Remaining
2	100.5	\$20,343	3

Funds Received		
STATE	HHW GRANT	\$20,600.00
STATE	LITTER GRANT	\$108,355.60
STATE	OPEN DUMP GRANT	\$23,832.76
STATE	RECYCLING GRANT	\$19,718.00
<b>Totals:</b>		<b>\$172,506.36</b>

Recycling			
Door-to-Door			
Avail?	Owner	OP Area	# of House
<input checked="" type="checkbox"/>	CI	CI	
	PR	CC	1019

Enforcement			
Verbal	Warning	Citations	Court
Warnings	Letters	Issued	Actions
110	9	0	0

Fees Collected	
FRANCHISE FEE	\$146,023.15
LANDFILL USER FEES	\$1,509,753.49
LATE FEES	\$33,330.16
METHANE GAS SALES	\$59,447.56
TREATING LEACHATE	\$157,500.00
<b>Totals:</b>	<b>\$1,906,054.36</b>

Drop-off		Composting/	
#Public (Pu)	#Private (Pr)	#Public (Pu)	#Private (Pr)
1 (PU)	4 (PR)	0 (PU)	0 (PR)

Yard Waste Tons Collected		
9,458.00		
Litter Costs / Litter Bags / Miles of Litter Cleaned		
\$115,026.95	18,218	2627

**Educational Activity:**

COLLECTION: Mandatory waste collection in unincorporated areas of Hardin County. Local articles in newspaper and radio encouraging proper disposal of household waste.

DISPOSAL: The county owns Pearl Hollow Landfill for proper disposal of waste. Four free service days during the year.

RECYCLING/REDUCTION: The county has an active recycling program which reduces the amount of material going to the landfill.

ANTI-LITTERING: School systems, newspapers and radio periodically make the public aware of the annual cost of littering.

ANTI-DUMPING: The county has a surveillance camera to detect illegal dumping activities. The camera is located in an area that is most likely to be violated.

ENFORCEMENT: Notice of Violation will be issued to individuals or parties not in compliance. Legal action through district court.

SITING: n/a

**Special Events:**

Dead Animal Removal Programs

E=Scrap event

Free Service Day at Hardin Co Landfill

Hardin Co Recycling Centers

HHW Event

**SW Coordinator** Robert Hall

Full-time

**Department for Environmental Protection  
Division of Waste Management  
2010 County Annual Report Summary**

**HARDIN**  
Continued

Nolin River Sweep  
Rinse & Return

**Department for Environmental Protection  
Division of Waste Management  
2010 County Annual Report Summary**

**HARLAN**

SW Coordinator Lakis Mavinidis

Full-time

Disposal				MANDATORY Collection				Recyclables			
Avg. \$ per Ton: \$44.61				Avg. \$ per Month per Household \$16.32							
Disposal Facility	Permit#	#Tons	\$Per Ton	Collection Sys	Primary(P)	Monthly \$	#	%	Accepted	Amount	Unit

LAUREL RIDGE LANDFILL INC	06300003	35,810	\$44.61	DOOR-TO-DOOR/FRANCHISE	P	\$14.00	8,423	71.45	ASPHALT	7,500.00	TONS	
<b>Totals:</b>				DOOR-TO-DOOR/FRANCHISE	P	\$18.00	320	2.71	CARDBOARD	1,580.00	TONS	
				MUNICIPALLY OWNED	S	\$16.00	950	8.06	CLOTH	30.00	TONS	
				MUNICIPALLY OWNED	S	\$16.25	365	3.1	COMPOST MTLS/ YARD WASTE	80.00	TONS	
				MUNICIPALLY OWNED	S	\$20.00	240	2.04	CONCRETE	650.00	TONS	
				MUNICIPALLY OWNED	S	\$14.00	350	2.97	ELECTRONIC SCRAP	70.00	TONS	
				MUNICIPALLY OWNED	S	\$16.00	581	4.93	METALS FERROUS (STEEL...)	8.20	TONS	
				TRANSFER STATION	S	Zero	Zero		METALS NON-FERROUS	0.56	TONS	
				<b>Total Households Participating:</b>				<b>11,229</b>	<b>95.25</b>	MIXED RESIDENTIAL PAPER	36.00	TONS
				<b>Total Households:</b>				<b>11,789</b>		MOTOR OIL	30,000.00	GAL
										PAINT	120.00	GAL
										PLASTICS NS NONSPECIFIC	0.50	TONS
										PRINTER TONER CARTRIDGES	0.25	UNITS
										TIRES	16,000.00	TIRES
										<b>Total Tons:</b>	<b>9,955.96</b>	

Open Dumps			
Dumps Cleaned	Tons Collected	Cleanup Cost	Dumps Remaining
12	0		36

Funds Received		
FEDERAL	CONSERV GRANT	Zero
FEDERAL	PRIDE GRANT	\$21,391.00
STATE	LITTER GRANT	\$48,723.76
<b>Totals:</b>		<b>\$70,114.76</b>

Recycling			
Door-to-Door			
Avail?	Owner	OP Area	# of House

Enforcement			
Verbal Warnings	Warning Letters	Citations Issued	Court Actions
333	50	0	2

Fees Collected	
FRANCHISE FEE	\$143,235.00
LANDFILL USER FEES	\$3,335.00
PROCEEDS FROM SALE OF RECYCLABLES	\$27,944.00
<b>Totals:</b>	<b>\$174,514.00</b>

Drop-off		Composting/	
#Public (Pu)	#Private (Pr)	#Public (Pu)	#Private (Pr)
1 (PU)	3 (PR)	0 (PU)	0 (PR)

Yard Waste Tons Collected		
60.00		
Litter Costs	Litter Bags	Miles of Litter Cleaned
\$74,239.76	7,438	1554

**Educational Activity:**

**COLLECTION:** Presented program to 310 students at extension service outdoor education program. Held meetings with the Rotary Club and Fiscal Court concerning updates on new collection program.

**DISPOSAL:** Presented programs to Chamber of Commerce, Rotary Club and advertised information concerning CDD landfill, transfer station, daily schedule Drop Off container services and the recycling program..

**RECYCLING/REDUCTION:** Newspaper and other media forms were used to inform the public. School programs presented information on list of recycling items and new fee collection program update.

**ANTI-LITTERING:** Information was presented through local media, volunteer and school programs, Commonwealth Cleanups, Eastern Kentucky PRIDE Spring and Fall Cleanups, River sweeps, Adopt a Spot, and anti-littering handouts were promoted.

**ANTI-DUMPING:** Anti-dumping was promoted by utilizing all available disposal programs and the assistance of our solid waste full time enforcement officer and the use of District Court.

**ENFORCEMENT:** Volunteers, county employees, law enforcement agencies are encouraged to work with county Solid Waste Enforcement Officer to enforce county dumping and littering ordinance.

**SITING:** All facilities must have Fiscal Court and State approval.

**Special Events:**

E KY PRIDE Spring Cleanup  
Harlan Co Conservation District Appliance Buy Back  
PRIDE Fall Cleanup  
River Sweep

**Department for Environmental Protection  
Division of Waste Management  
2010 County Annual Report Summary**

**HARRISON**

SW Coordinator Herb VonGruenigen

80

Disposal				UNIVERSAL Collection				Recyclables		
	Avg. \$ per Ton:		\$30.66			Avg. \$ per Month per Household	\$12.48			
Disposal Facility	Permit#	#Tons	\$Per Ton	Collection Sys	Primary(P)	Monthly \$	#	%	Accepted	Amount Unit

CENTRAL KENTUCKY LANDFI	10500016	6,444	\$23.75
EPPERSONS TRASH HAULIN	04100004	95	\$37.56

**Totals:** **6,538.54**

CONVENIENCE CENTER	S	Null	Null
DOOR-TO-DOOR/FRANCHISE	P	\$12.00	2,500 30.57
DOOR-TO-DOOR/FRANCHISE	P	\$12.95	3,300 40.35

**Total Households Participating:** **5,800** **70.91**

**Total Households:** **8,179**

CARDBOARD	192.12	TONS
METALS FERROUS (STEEL...)	2,908.00	TONS
METALS NON-FERROUS	71.77	TONS
MIXED RESIDENTIAL PAPER	6.73	TONS
MOTOR OIL	318.47	GAL
NEWSPRINT	313.82	TONS
PLASTIC (2 LTR POP BTLS [PET]	2.24	TONS
PLASTIC (MILK JUGS [HDPE])	2.24	TONS
PLASTICS NS NONSPECIFIC	2.24	TONS
TIRES	55,000.00	TIRES
USED BEVERAGE CANS	3.37	TONS

**Total Tons:** **3,502.53**

Open Dumps			
Dumps	Tons	Cleanup	Dumps
Cleaned	Collected	Cost	Remaining
0	0		

**Funds Received**

STATE	LITTER GRANT	\$28,176.64
STATE	RECYCLING GRANT	Null

**Totals:** **\$28,176.64**

Recycling			
Door-to-Door			
Avail?	Owner	OP Area	# of House
<input checked="" type="checkbox"/>	PR	CI	1350
	TO	CI	1500

Enforcement			
Verbal	Warning	Citations	Court
Warnings	Letters	Issued	Actions
15			

Fees Collected	
GARBAGE COLLECTION	\$371,064.73
PERMIT FEE	\$900.00

**Totals:** **\$371,964.73**

Drop-off		Composting/	
#Public (Pu)	#Private (Pr)	#Public (Pu)	#Private (Pr)
1 (PU)	0 (PR)	0 (PU)	0 (PR)

Yard Waste Tons Collected
110.00

Litter Costs	Litter Bags	Miles of Litter Cleaned
\$35,542.04	2,368	602

**Educational Activity:**

COLLECTION: Clean up week April 17-24  
DISPOSAL: Free white good/large item disposal each week on Wednesdays.  
RECYCLING/REDUCTION: Please recycle on city water bills, local TV, and give films and CDs to local schools.  
Anti-Littering: Litter bags and pencils  
Anti-Dumping: n/a  
ENFORCEMENT: Thirty day nuisance violation notice.  
SITING: n/a

**Special Events:**

Spring Cleanup

**Department for Environmental Protection  
Division of Waste Management  
2010 County Annual Report Summary**

**HART**

SW Coordinator Kerry McDaniel

Part-time

Disposal				UNIVERSAL		Collection			Recyclables		
		Avg. \$ per Ton:	\$26.75			Avg. \$ per Month per Household		\$15.00			
Disposal Facility	Permit#	#Tons	\$Per Ton	Collection Sys	Primary(P)	Monthly \$	#	%	Accepted	Amount	Unit
GLASGOW CITY OF	00500001	14,600	\$26.75	MUNICIPALLY OWNED	P	\$15.00	5,621	81.81	COMPOST MTLs/ YARD WASTE	420.00	TONS
				TRANSFER STATION	S	Null	Zero	81.81	ELECTRONIC SCRAP	10.00	TONS
									METALS FERROUS (STEEL...)	80.00	TONS
									MOTOR OIL	350.00	GAL
Totals:		14,599.81		Total Households Participating:			5,621	81.81			
				Total Households:			6,871				
										Total Tons:	510.00

Open Dumps			
Dumps Cleaned	Tons Collected	Cleanup Cost	Dumps Remaining
12	0	\$56,916	0

Funds Received		
STATE	EMER DUMP GRANT	\$19,805.00
STATE	LITTER GRANT	\$38,547.09
STATE	OPEN DUMP GRANT	\$115,564.88
<b>Totals:</b>		<b>\$173,916.97</b>

Recycling Door-to-Door			
Avail?	Owner	OP Area	# of House

Enforcement			
Verbal Warnings	Warning Letters	Citations Issued	Court Actions
150	100	8	4

Fees Collected	
GARBAGE COLLECTION	\$1,339,563.27
GENERAL REVENUE	\$26,673.06
PROCEEDS FROM SALE OF RECYCLABLES	\$51,044.00
TRANSFER STATION	\$343,921.00
<b>Totals:</b>	<b>\$1,761,201.33</b>

Drop-off		Composting/	
#Public (Pu)	#Private (Pr)	#Public (Pu)	#Private (Pr)
0 (PU)	2 (PR)	0 (PU)	0 (PR)

Yard Waste Tons Collected		
420.00		
Litter Costs	Litter Bags	Miles of Litter Cleaned
\$47,474.09	10,238	1101

**Educational Activity:**

**COLLECTION:** Hart County Solid Waste Communicated with the public through the newspaper, radio, television and reminders on their bills. Reminders of changes and services were explained in the local paper.

**DISPOSAL:** Hart County Solid Waste publicized special collections including two free large item drop-offs and holiday collections. The service donated free or reduced rate services to clean ups within the county.

**RECYCLING/REDUCTION:** Hart County Solid Waste participated in America Recycles Day by placing a dumpster on the Courthouse lawn for the collection of recyclables. Also the drop takes for free year round batteries, used motor oil, aluminum, metal, copper and E-Scrap.

**ANTI-LITTERING:** Hart County Solid Waste distributed Trick or Treat bags to Munfordville Elementary students that included anti-littering material, pencils, pens and key chains, koozies, bags and anti-littering information. Also at the first annual BBQ fest we gave away anti-littering information in anti-littering bags.

**ANTI-DUMPING:** Hart County Solid Waste is always involved in dump cleanup throughout the year. Hart County Solid Waste also promoted Fall cleanup in the county by giving away a 30 yd roll off, 1 free year of trash service and 6 1 month free trash service to individuals within the county.

**ENFORCEMENT:** The coordinator responds to complaints by personally visiting offenders, telephone, written letters and the county attorney. The coordinator issued criminal summons to 3 individuals for illegal disposal of solid waste in Hart County.

**Special Events:**

Commonwealth Cleanup Week  
Fall Large Item Drop off  
Spring Large Item Drop off

**Department for Environmental Protection  
Division of Waste Management  
2010 County Annual Report Summary**

**HENDERSON**

SW Coordinator Bill Hubiak

Part-time

Disposal				Avg. \$ per Ton: \$39.46	UNIVERSAL Collection		Avg. \$ per Month per Household \$15.40		Recyclables		
Disposal Facility	Permit#	#Tons	\$Per Ton	Collection Sys	Primary(P)	Monthly \$	#	%	Accepted	Amount	Unit
BLACKFOORT LANDFILL	Indiana	184	\$44.00	DOOR-TO-DOOR/FRANCHISE	P	\$17.00	1,020	5.52	ANTIFREEZE / ETHYL GLYCOL	250.00	GAL
DAVIESS COUNTY FISCAL CO	03000004	3,975	\$24.25	DOOR-TO-DOOR/FRANCHISE	P	\$16.00	413	2.23	CARDBOARD	105.73	TONS
DOZIT COMPANY INC	11300005	27,762	\$36.00	DOOR-TO-DOOR/FRANCHISE	P	\$15.00	3,500	18.93	CLOTH	196.00	TONS
HOPKINS REGIONAL LANDFIL	05400012	1,401	\$52.88	DOOR-TO-DOOR/FRANCHISE	P	\$15.00	1	.01	COMPOST MTLs/ YARD WASTE	2,000.00	TONS
LAUBSCHER MEADOWS (INDI	Indiana	226	\$45.00	MUNICIPALLY OWNED	P	\$14.00	10,200	55.16	ELECTRONIC SCRAP	22.36	TONS
OHIO COUNTY FISCAL COURT	09200010	9	\$34.65	TRANSFER STATION	S	Null	245	1.32	GLASS	297.26	TONS
				Total Households Participating:		15,379		83.16	LEAD ACID BATTERIES	2,699.00	EACH
Totals:				Total Households:		18,493			METALS FERROUS (STEEL...)	5,563.10	TONS

Open Dumps			
Dumps Cleaned	Tons Collected	Cleanup Cost	Dumps Remaining
20	0	\$350	1

Funds Received			
STATE	EMER DUMP GRANT	\$20,000.00	
STATE	LITTER GRANT	\$51,786.05	
STATE	OPEN DUMP GRANT	\$350.00	
STATE	RECYCLING GRANT	\$43,100.00	
<b>Totals:</b>		<b>\$115,236.05</b>	

Recycling			
Door-to-Door			
Avail?	Owner	OP Area	# of House
<input checked="" type="checkbox"/>	CI	CI	9515

LEAD ACID BATTERIES	2,699.00	EACH
METALS FERROUS (STEEL...)	5,563.10	TONS
METALS NON-FERROUS	166.73	TONS
MIXED RESIDENTIAL PAPER	52.99	TONS
MOTOR OIL	3,160.00	GAL
NEWSPRINT	320.74	TONS
OFFICE PAPER WHITE	26.03	TONS
PLASTICS NS NONSPECIFIC	130.65	TONS
SEWAGE SLUDGE	34,436.33	TONS
TIRES	6,000.00	TIRES
USED BEVERAGE CANS	85.75	TONS
<b>Total Tons:</b>		<b>43,403.67</b>

Enforcement			
Verbal Warnings	Warning Letters	Citations Issued	Court Actions
8	4		1

Fees Collected	
FRANCHISE FEE	\$100,371.00
GARBAGE COLLECTION	\$1,859,119.00
LANDFILL USER FEES	\$193,376.00
OTHER	\$171,972.00
PROCEEDS FROM SALE OF RECYCLABLES	\$58,927.00
TRANSFER STATION	\$331,588.00
<b>Totals:</b>	<b>\$2,715,353.00</b>

Drop-off		Composting/	
#Public (Pu)	#Private (Pr)	#Public (Pu)	#Private (Pr)
2 (PU)	7 (PR)	0 (PU)	0 (PR)

Yard Waste Tons Collected		
56,406.00		
Litter Costs / Litter Bags / Miles of Litter Cleaned		
\$102,689.30	20,970	3937

**Educational Activity:**

**Special Events:**

**Department for Environmental Protection  
Division of Waste Management**

**HENDERSON**  
Continued

**SW Coordinator** Bill Hubiak

Part-time

**2010 County Annual Report Summary**

**COLLECTION:** Updated website details all locations available to the public for recycling and solid waste disposal. Residents can email questions to the SWC for specific recycling or waste disposal needs. Information where residents can dispose of household waste, bulky items such as furniture, appliances and tires is provided on the website and in the brochures. Household Hazardous Waste disposal tips are also included which tells residents how to dispose of paint and medical sharps. Henderson City Curbside Recycling continued with strong participation. The city of Henderson provided a weekly, municipally operated waste collection program and private haulers continued collecting solid waste from city residents as well. County residents were given the option of several residential and commercial franchised haulers to choose from to pick up waste at the curb or roadside. County residential waste haulers are franchised and are required to provide 30-90 gallon carts with wheels and attached lid to collect and store the waste. Information was advertised through publications, brochures, radio, newspaper articles, phone calls and various media outlets.

**DISPOSAL:** Updated website details all locations available to the public for recycling and solid waste disposal. Residents can email questions to the SWC for specific recycling or waste disposal needs. Rural residents of the county are allowed free disposal at the Henderson City Transfer as a feature of a waste disposal program brokered through cooperation between city and county government. Updated brochures outlined recycling drop-off locations for Henderson City and Henderson County residents as well as solid waste drop off locations and hours of operation. Phone numbers where residents may call with questions were included in brochures, as well as information on how to report illegal dumping. The SWC sent press releases to local radio station and the local newspaper to promote the Henderson County Curbside Recycling Program, school recycling program and answered questions from the public. The SWC also conducted presentations in the schools to educate students and staff of their recycling and solid waste disposal options in Henderson County.

**RECYCLING/REDUCTION:** A grant received from DWM was used for recycling education and equipment necessary to enhance recycling efforts. The SWC presented educational materials and information to students in the elementary, middle and high schools. Free electronics recycling was available to Henderson residents. The Henderson County High School and Tri-County Recycling Alliance coordinated an electronics recycling event in cooperation with Greenworks Recycling in Owensboro. Residents from Henderson City and Henderson County could participate and could drop-off, free of charge all residential electronic items. Educational brochures and materials made from recyclables were distributed to participants and visitors to the Recycling Center. Local radio, newspaper and television outlets promoted the recycling efforts and raised recycling awareness. Tires were collected and recycled at the Recycling Center. Christmas Tree recycling for Henderson City residents was provided for the 14th straight year. Advertising for the programs ran in the local newspaper, radio stations and television. A new school education program began in 2010. Newly updated website provided information for recycling opportunities in Henderson County including the drop-off recycling center and the city of Henderson Curbside Recycling program. A grant from the National Recycling Coalition and Coca-Cola continued to benefit the school recycling program in Henderson City and County schools. Henderson Mayor and city commission continued supporting the Henderson School Recycling program which provides free pickup of materials. Henderson County Fiscal Court and road department personnel provided free pickup of recycling materials in the rural schools. Two free "paper shred days" were held. Mass mailings of City of Henderson recycling brochures was accomplished by insertion into utility billings. Weekly reminders of recycling routes appeared on the front page of newspaper. A new school education program was introduced in 2010 - the ABC "A Bench for Caps" school recycling program is a partnership between school children, Tri-County Recycling Alliance, Kentucky Division of Waste Management and Green Tree Plastics, - a "hands-on", real life experience in acquiring conservation habits for a lifetime of green living. Students collected 250 pounds of metal-free plastic caps from soft drink bottles, detergent bottles, butter tubs, etc to exchange for a 6' playground bench made from Green Tree Plastics. The city and county schools continued participating in the largest and most extensive school recycling program in the state. Each school was provided a large, outdoor school recycling container, receptacles for can and bottle recycling, as well as recycling containers in each classroom. Henderson County recycles its crushed glass in new road bed construction projects. Other items recycled are cell phone and rechargeable batteries, used motor oil, hydraulic fluids, vegetable oils and transmission fluids. The farm pesticide recycling program was conducted.

**ANTI-LITTERING:** Solid Waste brochures outlining the county ordinance and the state statutes regarding open burning, littering and the punishment for such crimes was made available to residents in violation of the county's illegal dumping, illegal burning or littering ordinances. The brochures also included a Henderson County Illegal Dump and Solid Waste Hotline number to report illegal dumping, littering and to get more information about haulers. Henderson County Detention Center Inmate Program provided equipment and personnel to work to cleanup litter and illegal dumps along public right of ways. The inmate program cleaned all public roadways collecting trash from public properties. This program was provided year round and helped deter littering and dumping by quickly attacking problem areas. The city of Henderson also conducted a Spring Cleanup for two weeks in April. Residents could place all bulky waste on the curb for free pickup. Trees and limbs were also collected by the city. Promotion on local radio and in local newspaper.

**ANTI-DUMPING:** Newly updated website with link to Kentucky DWM with details on what to do with hazardous waste and to report illegal dumping either locally or anonymously through the state 1-800-NODUMPS hotline. A trash brochure outlining the county ordinance and the state statutes regarding open burning, littering and the punishment for such crimes was made available to residents who were found to be in violation of the state and county's illegal dumping, illegal burning or littering ordinances. The brochures included a Henderson County Illegal Dump and Solid Waste Hotline number to report illegal dumping, littering or to get more information about haulers. The detention center cleaned illegally dumping waste from public right of ways and from public properties. This program is provided year round to help deter littering and dumping by quickly attacking problem areas.

**ENFORCEMENT:** None reported.

**SITING:** None reported.

Community Cleanup - Basket 5-3-10  
Community Cleanup - Corydon 4-19-10  
Community Cleanup - Robards 5-10-10  
Community Cleanup - Zion 4-5-10  
Electronics Recycling Event - Henderson Co. HS  
Paper Shred Day - April 23 - Earth Day  
Paper Shred/America Recycles Day - November 19



# HENRY

Part-time

OFFICE PAPER MIXED	4.00	TONS
PLASTICS NS NONSPECIFIC	2.00	TONS
TIRES	150.00	TIRES
USED BEVERAGE CANS	46.03	TONS

Yard Waste Tons Collected	Litter Costs / Litter Bags / Miles of Litter Cleaned
\$23,720.52	3,400 / 484

### Special Events:

## Countywide Cleanup

**Department for Environmental Protection  
Division of Waste Management  
2010 County Annual Report Summary**

**HICKMAN**

SW Coordinator

Disposal				UNIVERSAL Collection				Recyclables		
		Avg. \$ per Ton:	\$39.79			Avg. \$ per Month per Household	\$18.00			
Disposal Facility	Permit#	#Tons	\$Per Ton	Collection Sys	Primary(P)	Monthly \$	#	%	Accepted	Amount Unit
NORTHWEST TENNESSEE (C		1,526	\$49.58	DOOR-TO-DOOR/FRANCHISE	P	\$18.00	619	29.32	NONE	Null
WASTE PATH SANITARY LAN	07900015	417	\$30.00	DOOR-TO-DOOR/PRIVATE HA	P	\$18.00	213	10.09		
<b>Totals:</b>		1,943.01		<b>Total Households Participating:</b>			832	39.41	<b>Total Tons:</b>	
				<b>Total Households:</b>			2,111		Zero	

Open Dumps			
Dumps Cleaned	Tons Collected	Cleanup Cost	Dumps Remaining
4	0	\$965	0

Funds Received		
STATE	LITTER GRANT	\$14,902.56
<b>Totals:</b>		\$14,902.56

Recycling			
Door-to-Door			
Avail?	Owner	OP Area	# of House

Enforcement			
Verbal Warnings	Warning Letters	Citations Issued	Court Actions
0	0	0	0

Fees Collected	
GENERAL REVENUE	\$4,107.44
<b>Totals:</b>	
	\$4,107.44

Drop-off		Composting/	
#Public (Pu)	#Private (Pr)	#Public (Pu)	#Private (Pr)
0 (PU)	0 (PR)	0 (PU)	0 (PR)

Yard Waste Tons Collected		
Litter Costs	Litter Bags	Miles of Litter Cleaned
\$19,010.00	427	406

**Educational Activity:**

**COLLECTION:** Haulers complete net profit tax application, quarterly media briefings on solid waste issues, continue to accept white goods at the road department - goal is to increase participation. Radio show in March and November of each year.

**DISPOSAL:** Media reminders about the importance of proper waste disposal.

**RECYCLING/REDUCTION:** Continue accepting white goods, participate in the pesticide container collection programs, distribute composting information.

**ANTI-LITTERING:** Media reminders regarding the importance of not littering, utilize litter abatement funds when available, discuss with elementary school students, encourage participation in Adopt A Highway. Radio show in March and November with a segment on litter.

**ANTI-DUMPING:** Radio show in March and November with a segment on illegal dumping.

**ENFORCEMENT:** Review existing ordinances and procedures with the County Attorney and Sheriff, make the public aware of this process through the media.

**SITING:** Utilize the County's Siting Evaluation Matrix when necessary.

**Special Events:**

Commonwealth Cleanup Week

**Department for Environmental Protection  
Division of Waste Management**

**HOPKINS**

SW Coordinator Jeff Browning

Part-time

**2010 County Annual Report Summary**

Disposal				Avg. \$ per Ton:	UNIVERSAL Collection				Avg. \$ per Month per Household	Recyclables				
Disposal Facility		Permit#	#Tons	\$Per Ton	\$35.81	Collection Sys	Primary(P)	Monthly \$	#	%	\$17.69	Accepted	Amount	Unit
DAVIESS COUNTY FISCAL CO		03000004	243	\$22.50		CONVENIENCE CENTER		Zero	6,134	29.18		CARDBOARD	105.00	TONS
DOZIT COMPANY INC		11300005	1,337	\$38.00		DOOR-TO-DOOR/PRIVATE HA		P	\$20.00	450	2.14	CONCRETE	78.00	TONS
HOPKINS REGIONAL LANDFIL		05400012	32,359	\$48.10		MUNICIPALLY OWNED		P	\$18.75	7,537	35.85	METALS FERROUS (STEEL...)	336.00	TONS
OHIO COUNTY FISCAL COURT		09200010	6,533	\$34.65		MUNICIPALLY OWNED		P	\$17.00	596	2.83	MOTOR OIL	3,480.00	GAL
						MUNICIPALLY OWNED		P	\$15.00	876	4.17	NEWSPRINT	7.00	TONS
Totals:		40,471.90				Total Households Participating:			15,593	82.15		OFFICE PAPER MIXED	850.00	TONS
						Total Households:			18,980			PLASTICS NS NONSPECIFIC	19.00	TONS
												Total Tons:	1,395.00	

Open Dumps			
Dumps Cleaned	Tons Collected	Cleanup Cost	Dumps Remaining
0	0	\$0	6

Funds Received		
STATE	LITTER GRANT	\$62,056.67
STATE	OPEN DUMP GRANT	\$12,461.11
<b>Totals:</b>		<b>\$74,517.78</b>

Recycling			
Door-to-Door			
Avail?	Owner	OP Area	# of House
<input checked="" type="checkbox"/>			

Enforcement			
Verbal Warnings	Warning Letters	Citations Issued	Court Actions
0	0	0	0

Fees Collected	
DISPOSAL FACILITIES KRS 68.178	\$1,244.60
GENERAL REVENUE	\$69,250.00
LANDFILL USER FEES	\$112,250.45
PROCEEDS FROM SALE OF RECYCLABLES	\$4,123.50
<b>Totals:</b>	<b>\$186,868.55</b>

Drop-off		Composting/	
#Public (Pu)	#Private (Pr)	#Public (Pu)	#Private (Pr)
1 (PU)	2 (PR)	1 (PU)	1 (PR)

Yard Waste Tons Collected		
1,000.00		
Litter Costs	Litter Bags	Miles of Litter Cleaned
\$76,529.59	8,137	12239

**Educational Activity:**

**COLLECTION:** The county advertises brochures through local media. Special events such as Arbor Day, Earth Day and Commonwealth Cleanup provide opportunities for the county to educate the public.

**DISPOSAL:** The county advertises brochures through local media. Special events such as Arbor Day, Earth Day and Commonwealth Cleanup provide opportunities for the county to educate the public. Occasional radio spots are also used to convey information to the public.

**RECYCLING/REDUCTION:** PSA's to all local media outlets. Increased recycling efforts during past year. Accepted invitations to talk radio shows and church/civic groups to discuss recycling.

**ANTI-LITTERING:** Increased aggressiveness to decrease public littering. Made Public aware of anti-littering laws and regulations via handouts, and brochures. Worked with County Attorney to prosecute violators.

**ANTI-DUMPING:** Posted signs in problem areas. Increased patrol efforts. Made public aware of consequences of violations.

**ENFORCEMENT:** The County Implemented a new "Public Nuisance" Ordinance which became effective September 15, 2009.

**SITING:** None reported.

**Special Events:**

Commonwealth Cleanup Week  
Earlington Community Cleanup  
Mortons Gap Community Cleanup  
St. Charles Community Cleanup

**JACKSON**

Full-time

Enforcement				Fees Collected		Drop-off		Composting/		Yard Waste Tons Collected		
Verbal Warnings	Warning Letters	Citations Issued	Court Actions			#Public (Pu)	#Private (Pr)	#Public (Pu)	#Private (Pr)	Litter Costs / Litter Bags / Miles of Litter Cleaned		
60	0	5	5	PERMIT FEE	\$300.00	1 (PU)	0 (PR)	0 (PU)	0 (PR)	\$31,641.04	3,038	401
				PROCEEDS FROM SALE OF RECYCLABLES	\$26,093.25							
				TRANSFER STATION	\$280,005.65							
				<b>Totals:</b>	<b>\$306,398.90</b>							

### Special Events:

June PRIDE  
PRIDE Spring Cleanup  
PRIDE Wetlands Pond Cleanup

**Department for Environmental Protection  
Division of Waste Management  
2010 County Annual Report Summary**

**JEFFERSON**

SW Coordinator Keith Hackett

Part-time

Disposal				MANDATORY Collection				Recyclables			
Disposal Facility		Permit#	Avg. \$ per Ton: #Tons \$Per Ton	Collection Sys Primary(P)		Monthly \$ # %		Accepted		Amount	Unit
CENTRAL KENTUCKY LANDFI	10500016	827	\$30.00	DOOR-TO-DOOR/PERMIT	P	\$20.00	3,000 .97	ANTIFREEZE / ETHYL GLYCOL	323.00	GAL	
CLARK FLOYD	INDIANA	66,858	\$24.00	DOOR-TO-DOOR/PERMIT	P	\$17.00	8,570 2.78	CARDBOARD	81,866.00	TONS	
MEDORA LANDFILL	INDIANA	141,849	\$32.60	DOOR-TO-DOOR/PERMIT	P	\$17.78	71,099 23.06	COMPOST MTLs/ YARD WASTE	42,181.00	TONS	
VALLEY VIEW LANDFILL INC	11200002	206,074	\$39.85	DOOR-TO-DOOR/PERMIT	P	\$15.00	17,259 5.6	CONCRETE	44,549.00	TONS	
WASTE MGMT OF KY INC DBA	05600028	552,430	\$43.75	DOOR-TO-DOOR/PERMIT	P	\$17.00	76,759 24.9	CONSTRUCTION/DEMOLITION D	18,970.00	TONS	
				DOOR-TO-DOOR/PERMIT	P	\$10.22	32,907 10.67	ELECTRONIC SCRAP	964.00	TONS	
				MUNICIPALLY OWNED	S	\$17.00	6,667 2.16	GLASS	218.00	TONS	
				MUNICIPALLY OWNED	P	\$34.24	78,873 25.58	LEAD ACID BATTERIES	226.00	EACH	
<b>Totals:</b>			<b>968,038.15</b>	<b>Total Households Participating:</b>		<b>295,134</b>	<b>95.73</b>	METALS FERROUS (STEEL...)	221,579.00	TONS	
				<b>Total Households:</b>		<b>308,305</b>		METALS NON-FERROUS	30,342.00	TONS	
								MIXED RESIDENTIAL PAPER	34,149.00	TONS	
								MOTOR OIL	1,208.00	GAL	
								NEWSPRINT	9,721.00	TONS	
								PLASTICS NS NONSPECIFIC	4,892.00	TONS	
								STEEL CANS (TIN CANS)	241.00	TONS	
								TIRES	2,402.00	TIRES	
								USED BEVERAGE CANS	5,783.00	TONS	
								<b>Total Tons:</b>	<b>495,455.00</b>		

Open Dumps			
Dumps Cleaned	Tons Collected	Cleanup Cost	Dumps Remaining
1	0	\$461,734	0

Funds Received		
STATE	LITTER GRANT	\$404,642.02
STATE	OPEN DUMP GRANT	\$1,500,000.00
STATE	RECYCLING GRANT	Zero
<b>Totals:</b>		<b>\$1,904,642.02</b>

Recycling			
Door-to-Door			
Avail?	Owner	OP Area	# of House
<input checked="" type="checkbox"/>	PR	CC	
	PR	CC	9600
	PR	CC	15000
	PR	CC	20213

Enforcement			
Verbal Warnings	Warning Letters	Citations Issued	Court Actions
0	3403	325	12

Fees Collected	
DISPOSAL FACILITIES KRS 68.178	\$815,952.15
GENERAL REVENUE	\$20,116,000.00
PERMIT FEE	\$14,500.00
PROCEEDS FROM SALE OF RECYCLABLES	\$156,733.25
TRANSFER STATION	\$957,000.00
<b>Totals:</b>	<b>\$22,060,185.40</b>

Drop-off			
#Public (Pu)	#Private (Pr)	#Public (Pu)	#Private (Pr)
0	0	0	1

Yard Waste Tons Collected		
42,181.00		
Litter Costs / Litter Bags / Miles of Litter Cleaned		
\$404,642.02	149,726	13584

**Educational Activity:**

COLLECTION: Louisville Metro Government (LMG) started sending postcards to residents in the Urban Services area regarding bulk waste collection set-out period urging residents to take advantage of the program and cleanup their properties to get rid of junk.

DISPOSAL: LMG works with Brightside, an organization dedicated to uniting people in clean and green activities to beautify the city and foster community pride. Jefferson county provides education programs and activities as well as events through this program.

RECYCLING/REDUCTION: Eco-DRAMA provides 3rd grade students and educators with an active, hands-on approach to exploring and responding to important

**Special Events:**

Brightside/PNC Pre-Derby Cleanup  
Brightside/UPS Fall Cleanup  
Brightside/UPS Spring Cleanup

**Department for Environmental Protection  
Division of Waste Management  
2010 County Annual Report Summary**

**SW Coordinator** Keith Hackett

Part-time

environmental issues through interactive, drama-based instructional strategies. Students explore environmental issues including recycling, water, litter, pollution, energy awareness and composting. The program's goal is to help students gain a better understanding of the environmental issues that face our community and to encourage an increased personal commitment to help protect and save the environment.

**ANTI-LITTERING:** LMG works with Brightside, an organization dedicated to uniting people in clean and green activities to beautify the city and foster community pride. Jefferson county provides education programs and activities as well as events through this program.

**ANTI-DUMPING:** Jefferson County works with Brightside, an organization dedicated to uniting people in clean and green activities to beautify the city and foster community pride. Jefferson county provides education programs and activities as well as events through this program.

**ENFORCEMENT:** New education letter developed for inspectors to send to property owners who have had solid waste dumped on their property.

**SITING:** Jefferson County works with Brightside, an organization dedicated to uniting people in clean and green activities to beautify the city and foster community pride. Jefferson county provides education programs and activities as well as events through this program.

**JEFFERSON**  
**Continued**

Christmas Tree Composting

Community Document Shredding

Semi Annual Fre Junk Drop Off

Semi Annual Free Expired Medication Drop Off

**Department for Environmental Protection  
Division of Waste Management  
2010 County Annual Report Summary**

**JESSAMINE**

SW Coordinator Michael Cassidy

Full-time

Disposal				UNIVERSAL		Collection			Recyclables		
Avg. \$ per Ton: \$34.60				Avg. \$ per Month per Household \$13.30							
Disposal Facility	Permit#	#Tons	\$Per Ton	Collection Sys	Primary(P)	Monthly \$	#	%	Accepted	Amount	Unit
CENTRAL KENTUCKY LANDFI	10500016	344	\$31.75	CONVENIENCE CENTER	S	Null	Zero		CARDBOARD	169.13	TONS
RUMPKE OF KY MONTGOMER	08700003	20,854	\$38.25	DOOR-TO-DOOR/FRANCHISE	P	\$11.59	12,571	68.99	COMPOST MTLS/ YARD WASTE	200.00	TONS
TRI K LANDFILL INC	06900004	3,510	\$33.80	MUNICIPALLY OWNED	P	\$15.00	1,458	8.0	ELECTRONIC SCRAP	20.31	TONS
Totals:		24,707.85		Total Households Participating:			14,029		76.99		
				Total Households:			18,221				
Open Dumps				Funds Received				Recycling			
Dumps Cleaned	Tons Collected	Cleanup Cost	Dumps Remaining					Door-to-Door			
								Avail?	Owner	OP Area	# of House
0	0	\$0	1	STATE	EMER DUMP GRANT	\$20,000.00	<input checked="" type="checkbox"/>	CI	CI	725	
				STATE	LITTER GRANT	\$39,570.59		PR	CO	1366	
				STATE	RECYCLING GRANT	\$136,236.90					
				Totals:			195,807.49				
									Total Tons:	733.95	

Open Dumps			
Dumps Cleaned	Tons Collected	Cleanup Cost	Dumps Remaining
0	0	\$0	1

Funds Received			
STATE	EMER DUMP GRANT	\$20,000.00	
STATE	LITTER GRANT	\$39,570.59	
STATE	RECYCLING GRANT	\$136,236.90	
<b>Totals:</b>		<b>\$195,807.49</b>	

Recycling			
Door-to-Door			
Avail?	Owner	OP Area	# of House
<input checked="" type="checkbox"/>	CI	CI	725
	PR	CO	1366

Enforcement			
Verbal Warnings	Warning Letters	Citations Issued	Court Actions
1	38	7	7

Fees Collected	
CONVENIENCE CENTER	\$90,880.65
FRANCHISE FEE	\$92,412.60
OTHER	Null
PROCEEDS FROM SALE OF RECYCLABLES	\$40,264.22
<b>Totals:</b>	<b>\$223,557.47</b>

Drop-off		Composting/	
#Public (Pu)	#Private (Pr)	#Public (Pu)	#Private (Pr)
2 (PU)	1 (PR)	0 (PU)	0 (PR)

Yard Waste Tons Collected		
200.00		
Litter Costs	Litter Bags	Miles of Litter Cleaned
\$78,162.22	1,880	151

**Educational Activity:**

**COLLECTION:** Newspaper advertisement for County Wide Cleanup, newspaper article for River Sweep. County promotes spring and fall cleanup activities including bulky item collection. Newspaper article about new hours for Convenience Center and Recycling Center.

**DISPOSAL:** County promotes household hazardous waste management and acceptable disposal practices and encourages reuse as an alternative.

**RECYCLING/REDUCTION:** Guest column in newspaper about recycling grant, newspaper article about single stream recycling, newspaper advertisement for customer appreciation day, Editorial for recycling, newspaper ad for recycling trailers, newspaper article for recycling at Ichthus festival, Several presentations by Bluegrass Pride to area civic groups and schools. County conducts Operation Re-direct (telephone book recycling program). County conducts recycling facility tours and promotes recycling in the schools.

**ANTI-LITTERING:** Half page newspaper advertisement for anti-littering. County distributes anti-litter brochures and county extension office includes information in their newsletter about littering.

**Special Events:**

County Wide Cleanup  
Emergency Flood Debris Cleanup  
Fall Haul  
Kentucky River Sweep

**Department for Environmental Protection  
Division of Waste Management  
2010 County Annual Report Summary**

**JESSAMINE**  
Continued

**SW Coordinator** Michael Cassidy Full-time

**ANTI-DUMPING:** County conducts clean up activities including Countywide, River Sweep, and Commonwealth Cleanup Week. County publishes newspaper articles, distributes brochures, and county extension office includes information in their newsletter about illegal dumping.

**ENFORCEMENT:** None reported.

**SITING:** Zoning information is communicated to the public through newspaper articles as needed.



**Department for Environmental Protection  
Division of Waste Management  
2010 County Annual Report Summary**

**JOHNSON**

SW Coordinator Willard Burton

Full-time

Disposal				MANDATORY Collection				Recyclables			
		Avg. \$ per Ton:	\$20.25			Avg. \$ per Month per Household	\$12.63				
Disposal Facility	Permit#	#Tons	\$Per Ton	Collection Sys	Primary(P)	Monthly \$	#	%	Accepted	Amount	Unit
BIG RUN LANDFILL	01000054	24,049	\$20.25	DOOR-TO-DOOR/FRANCHISE	P	\$12.75	6,063	61.95	CARDBOARD	343.00	TONS
				MUNICIPALLY OWNED	S	\$12.50	2,216	22.64	METALS FERROUS (STEEL...)	205.00	TONS
				TRANSFER STATION	S	Zero	Zero	61.95	MOTOR OIL	706.00	GAL
									TIRES	198,000.00	TIRES
							8,279	84.59			
							9,787				
									Total Tons:	548.00	

**Totals:**

**24,049.20**

**Total Households Participating:**

**8,279**

**84.59**

**Total Households:**

**9,787**

**Total Tons:**

**548.00**

Open Dumps			
Dumps Cleaned	Tons Collected	Cleanup Cost	Dumps Remaining
1	0		1

Funds Received		
STATE	LITTER GRANT	\$37,178.42
		<b>Totals: \$37,178.42</b>

Recycling			
Door-to-Door			
Avail?	Owner	OP Area	# of House

Enforcement			
Verbal Warnings	Warning Letters	Citations Issued	Court Actions
0	600	0	0

Fees Collected	
FRANCHISE FEE	\$13,851.20
<b>Totals: \$13,851.20</b>	

Drop-off		Composting/	
#Public (Pu)	#Private (Pr)	#Public (Pu)	#Private (Pr)
0 (PU)	1 (PR)	0 (PU)	0 (PR)

Yard Waste Tons Collected
---------------------------

Litter Costs	Litter Bags	Miles of Litter Cleaned
\$81,927.59	7,235	5718

**Educational Activity:**

**COLLECTION:** Apple Valley Sanitation has prepared a slide presentation to present to elementary students in cooperation with the solid waste coordinator that relates to various areas of solid waste. Tours of Apple Valley Sanitation are available upon request to any class or school group. Solid Waste Coordinator published newspaper articles in cooperation with "The Paintsville Herald" relating to solid waste management. Public service announcements by WSIP (local radio) relating to various solid waste issues. Solid Waste Coordinator contacted each elementary school in Johnson County and established an agreement to be available for classroom presentations.

**DISPOSAL:** Slide presentation described in collection section. Tour of Apple Valley Sanitation described in collection section. Newspaper articles described in collection section. Public service announcements by WSIP described in collection section. School visits described in collection section.

**RECYCLING/REDUCTION:** Slide presentation described in collection section. Tour of Apple Valley Sanitation described in collection section. Newspaper articles described in collection section. School visits described in collection section.

**ANTI-LITTERING:** The solid waste coordinator has prepared a window display with solid waste literature, and automobile litter bags are available to the public upon request. Newspaper articles described in collection section. Public service announcements.

**ANTI-DUMPING:** Johnson County Fiscal Court has purchased signs which state "No Dumping-Video Camera Enforced" to be placed at illegal dumps to warn the residents of Johnson County that they may be monitored. Newspaper articles, public service announcements by WSIP and school visits are described in collection section.

**ENFORCEMENT:** No dumping signs described in anti-dumping section. Newspaper articles and schools visits are described in collection section. Johnson County Conservation Field Day listed in anti-dumping section.

**SITING:** None reported.

**Special Events:**

Johnson County Fiscal Court County Cleanup  
Paintsville Lake Cleanup  
Thelma Community Cleanup  
Van Lear Community Cleanup  
Whitehouse Community Cleanup

**Department for Environmental Protection  
Division of Waste Management  
2010 County Annual Report Summary**

**KNOTT**

SW Coordinator Roger D. Hicks

Full-time

Disposal				MANDATORY Collection				Recyclables			
Avg. \$ per Ton: \$38.25				Avg. \$ per Month per Household \$15.88							
Disposal Facility	Permit#	#Tons	\$Per Ton	Collection Sys	Primary(P)	Monthly \$	#	%	Accepted	Amount	Unit
RUMPKE OF KY MONTGOMER	08700003	9,853	\$38.25	DOOR-TO-DOOR/FRANCHISE	P	\$15.88	6,364	88.19	CARDBOARD	1,100.81	TONS
				TRANSFER STATION	S	Null	Null		ELECTRONIC SCRAP	3.32	TONS
<b>Totals:</b>		<b>9,852.95</b>		<b>Total Households Participating:</b>			<b>6,364</b>	<b>88.19</b>	METALS FERROUS (STEEL...)	1,079.00	TONS
				<b>Total Households:</b>			<b>7,216</b>		METALS NON-FERROUS	50.00	TONS
									MOTOR OIL	1,300.00	GAL
									NEWSPRINT	8.22	TONS
									OFFICE PAPER MIXED	3.60	TONS
									PLASTIC (2 LTR POP BTLS [PET])	2.60	TONS
									PLASTIC (MILK JUGS [HDPE])	1.12	TONS
									STEEL CANS (TIN CANS)	2.04	TONS
									TIRES	1,500.00	TIRES
									USED BEVERAGE CANS	0.35	TONS
									<b>Total Tons:</b>	<b>2,251.06</b>	

Open Dumps			
Dumps	Tons	Cleanup	Dumps
Cleaned	Collected	Cost	Remaining
0	0	0	0

Funds Received			
STATE	LITTER GRANT	\$31,270.82	
STATE	RECYCLING GRANT	\$3,413.75	
<b>Totals:</b>		<b>\$34,684.57</b>	

Recycling			
Door-to-Door			
Avail?	Owner	OP Area	# of House

Enforcement			
Verbal	Warning	Citations	Court
Warnings	Letters	Issued	Actions
0	885	0	63

Fees Collected	
FRANCHISE FEE	\$116,556.95
<b>Totals:</b>	<b>\$116,556.95</b>

Drop-off		Composting/	
#Public (Pu)	#Private (Pr)	#Public (Pu)	#Private (Pr)
1 (PU)	2 (PR)	0 (PU)	0 (PR)

Yard Waste Tons Collected		
Litter Costs	Litter Bags	Miles of Litter Cleaned
\$36,522.45	366	3666

**Educational Activity:**

**COLLECTION:** Newspaper, radio and PRIDE education used to promote the Commonwealth Cleanup Week & PRIDE cleanups, as well as Recycling Ctr. Advertise bulk material pick up by Knott Co. Works Program, free to all residents on current SW billing.

**DISPOSAL:** Used media & in school education program to encourage residents to use Knott Co. TS.

**RECYCLING/REDUCTION:** Radio, newspaper & school education program to promote drop-off at Recycling Ctr. & benefits of recycling. . Encouraged disposal of white goods at Knott Co. TS.

**ANTI-LITTERING:** Media used to publish efforts of litter abatement program & recruit volunteers for spring cleanups. Recruited non-profit groups to pick up litter, as well as encouraged residents to get involved in keeping our highways clean.

**ANTI-DUMPING:** Newspaper, Radio and "Someone is Watching You" signs used to promote "Someone Is Watching You" program, which encourages people to report illegal dumpers. Monitor & locate signs at remote areas to discourage dumping. Get help from wildlife officers & natural gas companies to report. Use strong enforcement practices to maintain these areas.

**ENFORCEMENT:** Newspaper, letters of violation and court actions for non-compliance. Send letters of non-compliance to all violators and summoned to court ones that failed to respond to letters. Newspaper reports court actions weekly.

**SITING:** None reported.

**Special Events:**

Carr Creek Lake Cleanup  
Clean Out Your Medicine Cabinet Event  
E-Scrap Event  
PRIDE & Commonwealth Cleanup Week

**Department for Environmental Protection  
Division of Waste Management**

**KNOX**

SW Coordinator Steve Warren

Full-time

**2010 County Annual Report Summary**

Disposal				UNIVERSAL Collection				Recyclables			
Avg. \$ per Ton: \$37.01				Avg. \$ per Month per Household \$15.34							
Disposal Facility	Permit#	#Tons	\$Per Ton	Collection Sys	Primary(P)	Monthly \$	#	%	Accepted	Amount	Unit
LAUREL RIDGE LANDFILL INC	06300003	13,638	\$37.01	DOOR-TO-DOOR/PERMIT	P	\$15.95	900	6.99	CARDBOARD	4.00	TONS
				DOOR-TO-DOOR/PERMIT	P	\$16.07	453	3.52	COMPOST MTLs/ YARD WASTE	6.00	TONS
				DOOR-TO-DOOR/PERMIT	P	\$14.00	9,650	74.9	LEAD ACID BATTERIES	600.00	EACH
<b>Totals:</b>		<b>13,638.20</b>		<b>Total Households Participating:</b>		<b>11,003</b>	<b>83.88</b>		METALS FERROUS (STEEL...)	12,000.00	TONS
				<b>Total Households:</b>		<b>13,117</b>			METALS NON-FERROUS	300.00	TONS
									MIXED RESIDENTIAL PAPER	5.00	TONS
									NEWSPRINT	2.00	TONS
									OFFICE PAPER MIXED	3.00	TONS
									OFFICE PAPER WHITE	5.00	TONS
									PLASTIC (2 LTR POP BTLS [PET])	2.00	TONS
									PLASTIC (MILK JUGS [HDPE])	1.00	TONS
									TIRES	1,300.00	TIRES
									USED BEVERAGE CANS	2.00	TONS
									<b>Total Tons:</b>	<b>12,330.00</b>	

Open Dumps			
Dumps	Tons	Cleanup	Dumps
Cleaned	Collected	Cost	Remaining
6	0		9

Funds Received		
FEDERAL	PRIDE GRANT	\$5,005.25
STATE	LITTER GRANT	\$52,604.23
<b>Totals:</b>		<b>\$57,609.48</b>

Recycling			
Door-to-Door			
Avail?	Owner	OP Area	# of House

Enforcement			
Verbal	Warning	Citations	Court
Warnings	Letters	Issued	Actions
38	2	0	0

Fees Collected	
NONE	Zero
<b>Totals:</b>	
	<b>Zero</b>

Drop-off		Composting/	
#Public (Pu)	#Private (Pr)	#Public (Pu)	#Private (Pr)
0 (PU)	2 (PR)	0 (PU)	0 (PR)

Yard Waste Tons Collected		
Litter Costs	Litter Bags	Miles of Litter Cleaned
<b>\$59,048.41</b>	<b>19,332</b>	<b>844</b>

**Educational Activity:**

COLLECTION: Publish articles in local newspaper & radio ads.

DISPOSAL: Publish articles in the local newspaper & radio ads.

RECYCLING/REDUCTION: Work with City of Barbourville with countywide recycling program to promote and establish a program to collect newsprint and office paper from local industry, government and the schools.

ANTI-LITTERING: School presentations, signs and local newspaper articles.

ANTI-DUMPING: School presentations, signs and local newspaper articles.

ENFORCEMENT: Personal contact with violators & cite with 30-day notice of violation

SITING: None reported.

**Special Events:**

Corbin By-Pass Cleanup

PRIDE - Spring & Fall Cleanups

**Department for Environmental Protection  
Division of Waste Management  
2010 County Annual Report Summary**

**LARUE**

SW Coordinator Jill Gray

Full-time

Disposal				UNIVERSAL Collection				Recyclables				
Avg. \$ per Ton: \$28.25				Avg. \$ per Month per Household \$13.66								
Disposal Facility		Permit#	#Tons	\$Per Ton	Collection Sys	Primary(P)	Monthly \$	#	%	Accepted	Amount	Unit
HARDIN COUNTY FISCAL COU		04700040	6,539	\$28.25	DOOR-TO-DOOR/FRANCHISE	P	\$11.81	962	18.24	ANTIFREEZE / ETHYL GLYCOL	15.00	GAL
Totals:		6,538.82				Total Households Participating:	3,878		73.52	CARDBOARD	197.00	TONS
						Total Households:	5,275			GLASS	18.00	TONS
										LEAD ACID BATTERIES	117.00	EACH
										METALS FERROUS (STEEL...)	15.00	TONS
										METALS NON-FERROUS	1.30	TONS
										MIXED RESIDENTIAL PAPER	28.00	TONS
										MOTOR OIL	100.00	GAL
										NEWSPRINT	51.00	TONS
										OFFICE PAPER MIXED	4.12	TONS
										OFFICE PAPER WHITE	7.50	TONS
										PESTICIDE CONTAINERS	1.00	TONS
										PLASTICS NS NONSPECIFIC	21.00	TONS
										PRINTER TONER CARTRIDGES	155.00	UNITS
										SEWAGE SLUDGE	10.33	TONS
										STEEL CANS (TIN CANS)	6.94	TONS
										TELEPHONE BOOKS	4.00	TONS
										USED BEVERAGE CANS	1.20	TONS
										Total Tons:	366.39	

Open Dumps				Funds Received				Recycling				
Dumps Cleaned	Tons Collected	Cleanup Cost	Dumps Remaining					Door-to-Door				
				Avail?	Owner	OP Area	# of House					
1	0.66	\$1,215	1	STATE	EMER DUMP GRANT	\$2,907.46						
				STATE	LITTER GRANT	\$24,339.81						
				STATE	RECYCLING GRANT	\$32,400.00						
				Totals:		\$59,647.27						

Open Dumps			
Dumps Cleaned	Tons Collected	Cleanup Cost	Dumps Remaining
1	0.66	\$1,215	1

Funds Received			
STATE	EMER DUMP GRANT	\$2,907.46	
STATE	LITTER GRANT	\$24,339.81	
STATE	RECYCLING GRANT	\$32,400.00	
<b>Totals:</b>		\$59,647.27	

Recycling			
Door-to-Door			
Avail?	Owner	OP Area	# of House

Enforcement			
Verbal Warnings	Warning Letters	Citations Issued	Court Actions
10	33	4	4

Fees Collected	
FRANCHISE FEE	\$12,500.00
GENERAL REVENUE	\$23,263.14
OTHER	Zero
PERMIT FEE	\$610.00
PROCEEDS FROM SALE OF RECYCLABLES	\$32,039.79
<b>Totals:</b>	\$68,412.93

Drop-off		Composting/	
#Public (Pu)	#Private (Pr)	#Public (Pu)	#Private (Pr)
1 (PU)	0 (PR)	0 (PU)	0 (PR)

Yard Waste Tons Collected		
Litter Costs	Litter Bags	Miles of Litter Cleaned
\$27,151.84	2,852	524

**Educational Activity:**

**Special Events:**

**Department for Environmental Protection  
Division of Waste Management  
2010 County Annual Report Summary**

**LARUE**  
Continued

**SW Coordinator** Jill Gray

Full-time

**COLLECTION:** Articles from Rumpke on Holiday Collection Schedules as needed. Dead animal collection info published 2/10, 3/2 and 3/24.

**DISPOSAL:** Proper disposal is covered during Commonwealth Cleanup Month articles and Junk Days 3/26 & 3/27. Waste tires, flood cleanup, pesticide container collection events, drug collection event, Fall cleanup day event covered in articles.

**RECYCLING/REDUCTION:** Chamber Luncheon presentation 1/20, Munfordville Rotary Meeting 3/15, LC Middle School presentation to 60 students on 4/22, articles in Kids & Pets May edition, display at LC Expo in March, tours for officials of Breckinridge, Hardin and Boone County re: startup of recycling center.

**ANTI-LITTERING:** 10/27 and 11/17

**ANTI-DUMPING:** Signage is placed at each cleaned dumpsite/littered area to discourage continued dumping. Assisted DWM-Columbia/LGE/Green Co with dump cleanup of LGE gas plant property at county line area for CCW efforts.

**ENFORCEMENT:** Discover Larue County Magazine, Burn Ban articles during October/November Criminal Littering & Nuisance cases are published.

**SITING:** Our planning and zoning is quite strict, so little is needed. Zoning meetings are listed in the newspaper each month.

Commonwealth Cleanup Event

Fall Recycling Event

Rx Drug Takeback Program (national)

**Department for Environmental Protection  
Division of Waste Management**

**LAUREL**

SW Coordinator test

Full-time

**2010 County Annual Report Summary**

Disposal				UNIVERSAL		Collection			Recyclables			
Avg. \$ per Ton: \$37.01				Avg. \$ per Month per Household \$12.89								
Disposal Facility		Permit#	#Tons	\$Per Ton	Collection Sys	Primary(P)	Monthly \$	#	%	Accepted	Amount	Unit
LAUREL RIDGE LANDFILL INC		06300003	46,459	\$37.01	DOOR-TO-DOOR/PERMIT	P	\$12.00	225	.91	CARDBOARD	1,100.27	TONS
Totals:		46,458.50			DOOR-TO-DOOR/PERMIT	P	\$13.00	230	.93	ELECTRONIC SCRAP	8.20	TONS
					DOOR-TO-DOOR/PERMIT	P	\$15.95	9,000	36.47	GLASS	34.00	TONS
					DOOR-TO-DOOR/PERMIT	P	\$13.50	10,525	42.65	METALS FERROUS (STEEL...)	7.64	TONS
					MUNICIPALLY OWNED	S	\$10.00	3,808	15.43	MIXED RESIDENTIAL PAPER	401.00	TONS
					TRANSFER STATION	S	Zero	Zero		NEWSPRINT	527.00	TONS
					Total Households Participating:		23,788		96.4	OFFICE PAPER WHITE	32.00	TONS
					Total Households:		24,676			PLASTIC (2 LTR POP BTLS [PET])	27.00	TONS
										PLASTIC (MILK JUGS [HDPE])	25.00	TONS
										PLASTICS NS NONSPECIFIC	29.00	TONS
										STEEL CANS (TIN CANS)	301.00	TONS
										TIRES	6,000.00	TIRES
										USED BEVERAGE CANS	6.20	TONS
										Total Tons:	2,498.31	

Open Dumps				Funds Received		Recycling			
Dumps	Tons	Cleanup	Dumps			Door-to-Door			
Cleaned	Collected	Cost	Remaining	STATE	LITTER GRANT	Avail?	Owner	OP Area	# of House
0	0	\$0	0		\$87,875.07				
				Totals:		\$87,875.07			

Open Dumps			
Dumps Cleaned	Tons Collected	Cleanup Cost	Dumps Remaining
0	0	\$0	0

Funds Received		
STATE	LITTER GRANT	\$87,875.07
<b>Totals:</b>		<b>\$87,875.07</b>

Recycling			
Door-to-Door			
Avail?	Owner	OP Area	# of House

Enforcement			
Verbal Warnings	Warning Letters	Citations Issued	Court Actions
14	6	0	0

Fees Collected	
HOST AGREEMENT	\$300,000.00
OTHER	\$24,000.00
PERMIT FEE	\$200.00
<b>Totals:</b>	<b>\$324,200.00</b>

Drop-off		Composting/	
#Public (Pu)	#Private (Pr)	#Public (Pu)	#Private (Pr)
2 (PU)	1 (PR)	0 (PU)	0 (PR)

Yard Waste Tons Collected		
7.00		
Litter Costs / Litter Bags / Miles of Litter Cleaned		
\$111,713.15	13,102	1497

**Educational Activity:**

COLLECTION: PRIDE education program addresses this activity.

DISPOSAL: PRIDE education program addresses this activity.

RECYCLING/REDUCTION: PRIDE education program addresses this activity.

ANTI-LITTERING: PRIDE education program addresses this activity.

ANTI-DUMPING: PRIDE education program addresses this activity.

ENFORCEMENT: PRIDE education program addresses this activity.

SITING: Ordinance #830.5

**Special Events:**

Commonwealth Cleanup

Laurel Lake Cleanup

PRIDE Spring Cleanup

Wood Creek Lake Cleanup

**Department for Environmental Protection  
Division of Waste Management  
2010 County Annual Report Summary**

**LAWRENCE**

SW Coordinator Bill Richards

Part-time

Disposal				UNIVERSAL Collection				Recyclables		
	Avg. \$ per Ton:	\$46.50			Avg. \$ per Month per Household	\$13.75				
Disposal Facility	Permit#	#Tons	\$Per Ton	Collection Sys	Primary(P)	Monthly \$	#	%	Accepted	Amount Unit
BIG RUN LANDFILL	01000054	6,206	\$61.50	CONVENIENCE CENTER	S	\$10.00	Null		ANTIFREEZE / ETHYL GLYCOL	200.00 GAL
GREEN VALLEY ENVIRONME	04500012	160	\$31.50	DOOR-TO-DOOR/FRANCHISE	P	\$15.00	140	2.56	CARDBOARD	1.18 TONS
<b>Totals:</b>		<b>6,365.44</b>		DOOR-TO-DOOR/FRANCHISE	P	\$15.00	1,100	20.13	LEAD ACID BATTERIES	205.00 EACH
				DOOR-TO-DOOR/FRANCHISE	P	\$15.00	1,003	18.35	METALS FERROUS (STEEL...)	73.00 TONS
				DOOR-TO-DOOR/FRANCHISE	P	\$15.00	220	4.03	MIXED RESIDENTIAL PAPER	4.17 TONS
				DOOR-TO-DOOR/PRIVATE HA	P	\$15.00	350	6.4	MOTOR OIL	237.00 GAL
				DOOR-TO-DOOR/PRIVATE HA	P	Null	Null		PLASTICS NS NONSPECIFIC	12.75 TONS
				DOOR-TO-DOOR/PRIVATE HA	P	\$15.00	274	5.01	STEEL CANS (TIN CANS)	1.56 TONS
				MUNICIPALLY OWNED	S	\$10.00	1,322	24.19	TIRES	6,510.00 TIRES
				<b>Total Households Participating:</b>		<b>4,409</b>	<b>80.68</b>		<b>Total Tons:</b>	
				<b>Total Households:</b>		<b>5,465</b>			<b>92.66</b>	

Open Dumps			
Dumps Cleaned	Tons Collected	Cleanup Cost	Dumps Remaining
0	0	\$0	0

Funds Received		
FEDERAL	PRIDE GRANT	\$22,352.72
STATE	LITTER GRANT	\$33,771.93
STATE	RECYCLING GRANT	\$25,936.72
<b>Totals:</b>		<b>\$82,061.37</b>

Recycling			
Door-to-Door			
Avail?	Owner	OP Area	# of House

Enforcement			
Verbal Warnings	Warning Letters	Citations Issued	Court Actions
32	10	1	0

Fees Collected	
FRANCHISE FEE	\$300.00
PROCEEDS FROM SALE OF RECYCLABLES	\$4,632.89
TRANSFER STATION	\$11,328.00
<b>Totals:</b>	
	<b>\$16,260.89</b>

Drop-off		Composting/	
#Public (Pu)	#Private (Pr)	#Public (Pu)	#Private (Pr)
0 (PU)	1 (PR)	0 (PU)	0 (PR)

Yard Waste Tons Collected		
Litter Costs	Litter Bags	Miles of Litter Cleaned
\$26,531.43	745	1230

**Educational Activity:**

COLLECTION: AmeriCorp volunteers developed a paper recycling program in the Lawrence County middle school. The County Extension Office through numerous programs promoted collection programs which increase awareness in our K-8th grade children.

DISPOSAL: Sites published in all local newspaper including the local internet newspaper.

RECYCLING/REDUCTION: The county joined PRIDE Environmental Education Outreach Program to serve and educate our elementary schools in Lawrence County.

ANTI-LITTERING: Pride programs initiated in schools. Volunteers including the 4H club, Homemakers, Veterans group etc. Radio ads and numerous articles in our local paper.

**Special Events:**

Kentucky State Tire Amnesty  
Pride Fall Cleanup  
Pride Spring Cleanup

**Department for Environmental Protection  
Division of Waste Management  
2010 County Annual Report Summary**

**SW Coordinator** Bill Richards Part-time

**LAWRENCE**  
Continued

**ANTI-DUMPING:** The county started weekly announcement from the Solid Waste Coordinator in the local newspaper.

**ENFORCEMENT:** The county developed a Notice of Violation to pass to violators to encourage compliance. Use of court/judicial system when necessary. The County Attorney assisted in collection and enforcement. Newspaper prints information about violators.

**SITING:** None reported.



**Department for Environmental Protection  
Division of Waste Management  
2010 County Annual Report Summary**

**LEE**

SW Coordinator Sharon Watterson-Jackson Part-time

Disposal				MANDATORY Collection				Recyclables			
		Avg. \$ per Ton:	\$24.75			Avg. \$ per Month per Household	\$13.75				
Disposal Facility	Permit#	#Tons	\$Per Ton	Collection Sys	Primary(P)	Monthly \$	#	%	Accepted	Amount	Unit
RUMPKE OF KY MONTGOMER	08700003	2,034	\$28.50	MUNICIPALLY OWNED	P	\$12.50	487	15.17	METALS NON-FERROUS	42.00	TONS
VEOLIA ES MOREHEAD LAND	10300007	2,484	\$21.00	MUNICIPALLY OWNED	P	\$15.00	2,114	65.84	PLASTIC (2 LTR POP BTLS [PET]	1.00	TONS
<b>Totals:</b>		<b>4,518.10</b>		<b>Total Households Participating:</b>			<b>2,601</b>	<b>81.0</b>	<b>Total Tons:</b>		<b>43.00</b>
				<b>Total Households:</b>			<b>3,211</b>				

Open Dumps				Funds Received				Recycling			
Dumps Cleaned	Tons Collected	Cleanup Cost	Dumps Remaining					Door-to-Door			
29	0		30	FEDERAL	PRIDE GRANT	\$37,397.50		Avail?	Owner	OP Area	# of House
				STATE	LITTER GRANT	\$18,801.93					
				STATE	OPEN DUMP GRANT	\$712,435.70					
				<b>Totals:</b>		<b>\$768,635.13</b>					

Enforcement				Fees Collected				Drop-off		Composting/		Yard Waste Tons Collected		
Verbal Warnings	Warning Letters	Citations Issued	Court Actions					#Public (Pu)	#Private (Pr)	#Public (Pu)	#Private (Pr)	Litter Costs / Litter Bags / Miles of Litter Cleaned		
8	2	0	0	GARBAGE COLLECTION	\$939,945.80			0 (PU)	0 (PR)	0 (PU)	0 (PR)	<b>\$19,974.00</b>	<b>1,706</b>	<b>856</b>
				OTHER	\$1,017.16									
				<b>Totals:</b>		<b>\$940,962.96</b>								

**Educational Activity:**  
COLLECTION: None reported.

DISPOSAL: Spring & Fall Cleanups - open-top containers available to all citizens during April & October. Fiscal court & soil conversation sponsor gifts & awards for participants. Free disposal for any non-hazardous waste & E-scrap for a 1-day advertised event sponsored by Lee County Fiscal Court & Div. of Solid WM. PSA run for 3 weeks in both local newspapers regarding dangers of HHW.

RECYCLING/REDUCTION: Two free cleanup events (Spring & Fall) sponsored by Lee Co. Fiscal Court. Three-day events sponsored by PRIDE, Lee Co. Fiscal Court & Lee Co. Soil Conservation District & City of Beattyville. Collection of No. 1 plastic & plastic garbage bags with ads run in weekly newspaper. Local school system participates with a challenge between city & county.

ANTI-LITTERING: TRASH-BASH (annual anti-litter Spring Cleanup) hosted by PRIDE, Lee Co. Fiscal Court, Lee Co. Conservation District, & City of Beattyville. Ads run in local newspaper. Provide schools with anti-littering coloring books & spoke with headstart students.

ANTI-DUMPING: Run ads in local newspaper.

ENFORCEMENT: Spoke with local enforcement about citing individuals who dump illegally.

SITING: None reported.

**Special Events:**  
Community Cleanup Open Top Containers  
River Sweep  
Spring Cleanup

**Department for Environmental Protection  
Division of Waste Management  
2010 County Annual Report Summary**

**LESLIE**

SW Coordinator Angie Muncy

Full-time

Disposal				MANDATORY Collection				Recyclables			
		Avg. \$ per Ton:	\$38.25			Avg. \$ per Month per Household	\$15.90				
Disposal Facility	Permit#	#Tons	\$Per Ton	Collection Sys	Primary(P)	Monthly \$	#	%	Accepted	Amount	Unit

RUMPKE OF KY MONTGOMER	08700003	7,804	\$38.25	DOOR-TO-DOOR/FRANCHISE	P	\$15.90	3,069	71.91	CARDBOARD	0.14	TONS
				TRANSFER STATION	S	Zero	Zero		GLASS	0.10	TONS
		<b>Totals:</b>	<b>7,804.27</b>			<b>Total Households Participating:</b>	<b>3,069</b>	<b>71.91</b>	LEAD ACID BATTERIES	1,500.00	EACH
						<b>Total Households:</b>	<b>4,268</b>		METALS FERROUS (STEEL...)	200.00	TONS

Open Dumps			
Dumps Cleaned	Tons Collected	Cleanup Cost	Dumps Remaining
3	900	\$260,578	9

Funds Received		
FEDERAL	PRIDE GRANT	\$38,801.00
STATE	CRUMB RUB GRANT	\$33,685.00
STATE	EMER DUMP GRANT	\$20,000.00
STATE	LITTER GRANT	\$25,799.21
STATE	OPEN DUMP GRANT	\$276,510.67
		<b>Totals:</b> <b>\$394,795.88</b>

Recycling			
Door-to-Door			
Avail?	Owner	OP Area	# of House

NEWSPRINT	0.75	TONS
PLASTIC (2 LTR POP BTLS [PET]	0.07	TONS
STEEL CANS (TIN CANS)	0.04	TONS
USED BEVERAGE CANS	0.03	TONS
<b>Total Tons:</b>		<b>201.30</b>

Enforcement			
Verbal Warnings	Warning Letters	Citations Issued	Court Actions
20	0	0	0

Fees Collected	
PERMIT FEE	\$87,188.46
<b>Totals:</b>	<b>\$87,188.46</b>

Drop-off		Composting/	
#Public (Pu)	#Private (Pr)	#Public (Pu)	#Private (Pr)
0 (PU)	4 (PR)	0 (PU)	0 (PR)

Yard Waste Tons Collected		
Litter Costs	Litter Bags	Miles of Litter Cleaned
<b>\$36,551.00</b>	<b>4,680</b>	<b>272</b>

**Educational Activity:**

**COLLECTION:** Leslie Co. Fiscal Ct. works in conjunction with PRIDE, Leslie Co. Conservation Dist. and Leslie Co. Ext. Office to educate the public about littering, illegal dumping, collection & recycling.

**DISPOSAL:** Effective August 1, 2009, Leslie Co. offers free dumping (metal, HH items such as furniture, carpet, etc.) for all residents who pay a bill.

**RECYCLING/REDUCTION:** Effective August 1, 2009, residents and businesses may take paper, plastic and aluminum to transfer station to the recycling bin. SWC has also started E-SCRAP with Scott Recycling.

**ANTI-LITTERING:** Educate school students about the effects of litter. Several items purchased with Litter Abatement funds with the "Please Don't Litter Message."

**ANTI-DUMPING:** "Under Surveillance" signs are used at problem sites to deter dumping.

**ENFORCEMENT:** SWC sends letters to non-participating/delinquent customers giving 30-day notice. Summons to court issued after 30-day pd. Written warnings, as well as citations, when necessary.

**SITING:** Ordinance in place.

**Special Events:**

Fall Roadside PRIDE  
PRIDE Spring Cleanup/Commonwealth Cleanup  
River Sweep

**Department for Environmental Protection  
Division of Waste Management  
2010 County Annual Report Summary**

**LETCHER**

SW Coordinator Gary Cornett

Full-time

Disposal				MANDATORY Collection				Recyclables			
		Avg. \$ per Ton:	\$38.05			Avg. \$ per Month per Household	\$11.25				
Disposal Facility	Permit#	#Tons	\$Per Ton	Collection Sys	Primary(P)	Monthly \$	#	%	Accepted	Amount	Unit

LAUREL RIDGE LANDFILL INC	06300003	13,088	\$38.05	MUNICIPALLY OWNED	P	\$12.00	6,584	64.73	CARDBOARD	134.64	TONS
<b>Totals:</b>				MUNICIPALLY OWNED	P	\$12.25	885	8.7	METALS NON-FERROUS	157.15	TONS
				MUNICIPALLY OWNED	P	\$8.75	819	8.05	MIXED RESIDENTIAL PAPER	39.05	TONS
				MUNICIPALLY OWNED	P	\$12.00	296	2.91	NEWSPRINT	33.76	TONS
				TRANSFER STATION	S	Zero	Zero		OFFICE PAPER MIXED	42.22	TONS
				<b>Total Households Participating:</b>			<b>8,584</b>	<b>84.39</b>	OFFICE PAPER WHITE	12.21	TONS
				<b>Total Households:</b>			<b>10,172</b>		PLASTIC (2 LTR POP BTLS [PET])	5.60	TONS
									PLASTIC (MILK JUGS [HDPE])	4.62	TONS
									STEEL CANS (TIN CANS)	6.97	TONS
									TIRES	18.12	TIRES
									USED BEVERAGE CANS	2.10	TONS
									<b>Total Tons:</b>	<b>438.32</b>	

Open Dumps			
Dumps Cleaned	Tons Collected	Cleanup Cost	Dumps Remaining
6	0	\$2,419	0

Funds Received		
STATE	LITTER GRANT	\$43,111.28
STATE	OPEN DUMP GRANT	\$28,589.08
<b>Totals:</b>		<b>\$71,700.36</b>

Recycling			
Door-to-Door			
Avail?	Owner	OP Area	# of House
<input checked="" type="checkbox"/>		CC	6570

Enforcement			
Verbal Warnings	Warning Letters	Citations Issued	Court Actions
0	0	0	0

Fees Collected	
GARBAGE COLLECTION	\$786,074.45
PROCEEDS FROM SALE OF RECYCLABLES	\$34,545.67
TRANSFER STATION	\$174,540.97
<b>Totals:</b>	<b>\$995,161.09</b>

Drop-off		Composting/	
#Public (Pu)	#Private (Pr)	#Public (Pu)	#Private (Pr)
2 (PU)	1 (PR)	0 (PU)	0 (PR)

Yard Waste Tons Collected		
Litter Costs	Litter Bags	Miles of Litter Cleaned
<b>\$45,895.00</b>	<b>4,987</b>	<b>603</b>

**Educational Activity:**

COLLECTION: Letcher county maintains a website that provides information on collection and all solid waste services.

DISPOSAL: Letcher county maintains a website that provides information on disposal and all solid waste services.

RECYCLING/REDUCTION: None reported.

ANTI-LITTERING: Letcher county maintains a website that provides an outlet to report litterers via phone # 606-632-2267.

ANTI-DUMPING: Letcher county maintains a website that provides an outlet to report dumpers via phone # 606-632-2267.

ENFORCEMENT: None reported.

SITING: None reported.

**Special Events:**

**Department for Environmental Protection  
Division of Waste Management  
2010 County Annual Report Summary**

**LEWIS**

SW Coordinator John Teager

Full-time

Disposal				MANDATORY Collection				Recyclables			
Disposal Facility		Permit#	Avg. \$ per Ton: #Tons \$Per Ton	Collection Sys Primary(P)		Monthly \$ #		Avg. \$ per Month per Household \$12.88 %	Accepted Amount Unit		

BROWN COUNTY LANDFILL	OH	748	\$45.50	DOOR-TO-DOOR/FRANCHISE	P	\$12.00	771	14.36	CARDBOARD	415.00	TONS
MASON COUNTY	08100006	9,351	\$21.75	DOOR-TO-DOOR/PERMIT	P	\$12.00	1,935	36.04	ELECTRONIC SCRAP	6.00	TONS
VEOLIA ES MOREHEAD LAND	10300007	56	\$30.25	DOOR-TO-DOOR/PERMIT	P	\$13.00	406	7.56	GLASS	4.10	TONS
Totals:	10,155.71	DOOR-TO-DOOR/PERMIT	P	\$13.00	1,010	18.81	LEAD ACID BATTERIES	325.00	EACH		
		DOOR-TO-DOOR/PERMIT	P	\$13.00	48	.89	METALS FERROUS (STEEL...)	315.00	TONS		
		DOOR-TO-DOOR/PERMIT	P	\$13.00	521	9.7	METALS NON-FERROUS	1.40	TONS		
		DOOR-TO-DOOR/PRIVATE HA	P	\$15.00	18	.34	MIXED RESIDENTIAL PAPER	4.10	TONS		
		LANDFILL (SELFHAUL)	S	Null	130	2.42	MOTOR OIL	1,400.00	GAL		
		MUNICIPALLY OWNED	P	\$12.00	218	4.06	NEWSPRINT	28.90	TONS		
		Total Households Participating:				5,057	93.44	OFFICE PAPER WHITE	3.70	TONS	
		Total Households:				5,412		PLASTIC (2 LTR POP BTLS [PET])	3.30	TONS	

Open Dumps			
Dumps Cleaned	Tons Collected	Cleanup Cost	Dumps Remaining
6	0	\$26,711	3

Funds Received		
STATE	EMER DUMP GRANT	\$30,633.19
STATE	LITTER GRANT	\$29,048.54
STATE	OPEN DUMP GRANT	\$26,337.86

Recycling			
Door-to-Door			
Avail?	Owner	OP Area	# of House
<input checked="" type="checkbox"/>	CI	CI	500

Enforcement			
Verbal Warnings	Warning Letters	Citations Issued	Court Actions
30	8	4	

Fees Collected		Totals:
GARBAGE COLLECTION	\$156,385.26	\$86,019.59
PERMIT FEE	\$150.00	
PROCEEDS FROM SALE OF RECYCLABLES	\$2,562.00	
<b>Totals:</b>		<b>\$159,097.26</b>

Drop-off		Composting/	
#Public (Pu)	#Private (Pr)	#Public (Pu)	#Private (Pr)
2 (PU)	0 (PR)	0 (PU)	0 (PR)

Yard Waste Tons Collected		
Litter Costs	Litter Bags	Miles of Litter Cleaned
<b>(\$12,380.57)</b>	<b>1,747</b>	<b>229</b>

**Educational Activity:**

**COLLECTION:** Permitted hauler's required to advertise their services quarterly in local newspaper. Public advised of fiscal court decisions on solid waste. Issues in local newspaper and local radio. Meetings of solid waste advisory board. Free pick up of appliances for senior citizens, listing's of permitted haulers in local newspaper. Violations issued to known non-participating residents.

**DISPOSAL:** Free disposal of white goods at Lewis County Recycling Center. All bulky items recovered by permitted hauler's for additional fee, all illegal burning barrels disposed of by permitted hauler's.

**RECYCLING/REDUCTION:** Continue growth of recycling program. Presentations to local schools and organizations. Recycling information on county web site.

**Anti-Littering:** Auto litter bags available at solid waste and county judge's office. Approval of litter abatement grant. Participate in state Adopt-A-Highway Program. Local organizations involved in annual Ohio River Sweep.

**Anti-Dumping:** Violations issued to individuals for illegal dumping, court appearances, and decisions in local newspaper. Approval and completion of illegal dump grant. Identify all new known illegal dump sites and apply for grant to have sites cleaned. Roadside surveys monthly on cleaned sites.

**ENFORCEMENT:** Issue violations to anyone violation any county ordinance's relating to solid waste. Continue to work with all local and state law enforcement officers. Continue working relationship with county attorney and district judge.

SITING: n/a

**Special Events:**

City of Vanceburg Cleanup Week  
Commonwealth Cleanup Week  
Ohio River Sweep  
Waste Tire Amnesty

**Department for Environmental Protection  
Division of Waste Management  
2010 County Annual Report Summary**

**LIVINGSTON**

SW Coordinator Stephanie Smith

Part-time

Disposal				UNIVERSAL Collection				Recyclables		
	Avg. \$ per Ton:	\$25.00			Avg. \$ per Month per Household	\$21.46				
Disposal Facility	Permit#	#Tons	\$Per Ton	Collection Sys	Primary(P)	Monthly \$	#	%	Accepted	Amount Unit
WASTE PATH SANITARY LAN	07900015	3,116	\$25.00	COLLECTION BOXES		Null	1,000	25.16	CARDBOARD	4.62 TONS
<b>Totals:</b>		<b>3,116.10</b>		DOOR-TO-DOOR/PERMIT	S	\$18.75	765	19.25	METALS FERROUS (STEEL...)	1.28 TONS
				DOOR-TO-DOOR/PRIVATE HA	S	\$43.00	8	.2	NEWSPRINT	7.48 TONS
				DOOR-TO-DOOR/PRIVATE HA	S	\$25.00	152	3.82	PLASTICS NS NONSPECIFIC	3.61 TONS
				DOOR-TO-DOOR/PRIVATE HA	S	\$14.00	275	6.92	USED BEVERAGE CANS	0.67 TONS
				DOOR-TO-DOOR/PRIVATE HA	S	Null	Null			
				DOOR-TO-DOOR/PRIVATE HA	S	\$15.00	77	1.94	<b>Total Tons:</b>	<b>17.66</b>
				DOOR-TO-DOOR/PRIVATE HA	P	\$13.00	330	8.3		
				<b>Total Households Participating:</b>			<b>2,607</b>	<b>65.58</b>		
				<b>Total Households:</b>			<b>3,975</b>			

Open Dumps			
Dumps Cleaned	Tons Collected	Cleanup Cost	Dumps Remaining
0	0	\$0	0

Funds Received		
STATE	EMER DUMP GRANT	\$3,537.15
STATE	LITTER GRANT	\$22,475.80
<b>Totals:</b>		<b>\$26,012.95</b>

Recycling			
Door-to-Door			
Avail?	Owner	OP Area	# of House

Enforcement			
Verbal Warnings	Warning Letters	Citations Issued	Court Actions
0	0	0	0

Fees Collected	
CONVENIENCE CENTER	\$55,480.25
PROCEEDS FROM SALE OF RECYCLABLES	\$13,424.21
<b>Totals:</b>	<b>\$68,904.46</b>

Drop-off		Composting/	
#Public (Pu)	#Private (Pr)	#Public (Pu)	#Private (Pr)
0 (PU)	0 (PR)	0 (PU)	0 (PR)

Yard Waste Tons Collected		
Litter Costs	Litter Bags	Miles of Litter Cleaned
\$25,235.51	2,294	259

**Educational Activity:**

COLLECTION: None reported.

DISPOSAL: None reported.

RECYCLING/REDUCTION: Livingston county 4-H program holds an annual trash sculpture contest in December each year for students in the Elementary, Middle and High School. The children are then judged and awarded for their work.

ANTI-LITTERING: None reported.

ANTI-DUMPING: None reported.

ENFORCEMENT: None reported.

SITING: None reported.

**Special Events:**

Fall cleanup.

Ohio River Sweep

**Department for Environmental Protection  
Division of Waste Management  
2010 County Annual Report Summary**

**LOGAN**

SW Coordinator Dwight Cockrill

Part-time

Disposal				UNIVERSAL Collection				Recyclables			
		Avg. \$ per Ton:	\$40.44			Avg. \$ per Month per Household	\$12.43				
Disposal Facility	Permit#	#Tons	\$Per Ton	Collection Sys	Primary(P)	Monthly \$	#	%	Accepted	Amount	Unit

HOPKINS REGIONAL LANDFIL

05400012

79,265

\$52.88

DOOR-TO-DOOR/FRANCHISE P

\$10.70

2,675

24.43

ANTIFREEZE / ETHYL GLYCOL

80.00

GAL

SOUTHERN SANITATION

07100006

11,083

\$28.00

DOOR-TO-DOOR/FRANCHISE P

\$14.15

3,557

32.48

CARDBOARD

919.00

TONS

**Totals:**

**90,348.00**

**Total Households Participating:**

**6,232**

**56.91**

**Total Households:**

**10,950**

CLOTH

5.50

TONS

ELECTRONIC SCRAP

7.00

TONS

LEAD ACID BATTERIES

169.00

EACH

METALS FERROUS (STEEL...)

12,109.00

TONS

METALS NON-FERROUS

916.35

TONS

MIXED RESIDENTIAL PAPER

71.00

TONS

MOTOR OIL

1,112.00

GAL

NEWSPRINT

81.00

TONS

PLASTICS NS NONSPECIFIC

2,910.05

TONS

TIRES

925.00

TIRES

USED BEVERAGE CANS

112.20

TONS

WOOD / PALLETS

1,550.00

EACH

**Total Tons:**

**17,131.10**

Open Dumps			
Dumps Cleaned	Tons Collected	Cleanup Cost	Dumps Remaining
1	0	\$0	3

Funds Received			
STATE	CRUMB RUB GRANT	\$16,326.49	
STATE	EMER DUMP GRANT	\$1,533.15	
STATE	LITTER GRANT	\$47,933.36	
STATE	OPEN DUMP GRANT	\$9,698.32	

**Totals:**

**\$75,491.32**

Recycling			
Door-to-Door			
Avail?	Owner	OP Area	# of House

Enforcement			
Verbal Warnings	Warning Letters	Citations Issued	Court Actions
14	22	3	1

Fees Collected	
DISPOSAL FACILITIES KRS 68.178	\$158,927.00
FRANCHISE FEE	\$24,908.00
GENERAL REVENUE	\$180,117.12
PERMIT FEE	\$4,300.00
PROCEEDS FROM SALE OF RECYCLABLES	\$28,412.95

**Totals:**

**\$396,665.07**

Drop-off		Composting/	
#Public (Pu)	#Private (Pr)	#Public (Pu)	#Private (Pr)
1 (PU)	2 (PR)	0 (PU)	1 (PR)

Yard Waste Tons Collected
---------------------------

Litter Costs	Litter Bags	Miles of Litter Cleaned
--------------	-------------	-------------------------

**\$22,825.27**

**3,637**

**650**

**Educational Activity:**

COLLECTION: None reported.

DISPOSAL: None reported.

RECYCLING/REDUCTION: None reported.

ANTI-LITTERING: None reported.

ANTI-DUMPING: None reported.

ENFORCEMENT: The Solid Waste Coordinator worked with the USDA presenting solid waste & conservation classes for the 5th grade. This class covers fines and breaking the law. The Solid Waste Coordinator also utilizes media to inform the public about fines and enforcement of illegal dumping and litter laws.

SITING: None reported.

**Special Events:**

A Day of Caring

Commonwealth Clean up Week

Make a Difference Day

Recycling at Walmart

**Department for Environmental Protection  
Division of Waste Management  
2010 County Annual Report Summary**

**LYON**

SW Coordinator JoAnne Dean

Part-time

Disposal				UNIVERSAL Collection				Recyclables			
		Avg. \$ per Ton:	\$40.44			Avg. \$ per Month per Household	\$14.67				
Disposal Facility	Permit#	#Tons	\$Per Ton	Collection Sys	Primary(P)	Monthly \$	#	%	Accepted	Amount	Unit

HOPKINS REGIONAL LANDFIL	05400012	145	\$52.88	CONVENIENCE CENTER	P	Null	Null		CARDBOARD	39.00	TONS
WASTE PATH SANITARY LAN	07900015	2,053	\$28.00	DOOR-TO-DOOR/PERMIT	S	Zero	20	.65	ELECTRONIC SCRAP	1.10	TONS

**Totals:** **2,197.80**

**Total Households Participating:**

**2,077** **67.57**

**Total Households:**

**3,074**

Open Dumps			
Dumps Cleaned	Tons Collected	Cleanup Cost	Dumps Remaining
0	0		

**Funds Received**

STATE LITTER GRANT \$18,864.93

**Totals:** **\$18,864.93**

**Recycling**

**Door-to-Door**

Avail? Owner OP Area # of House

STEEL CANS (TIN CANS)	2.00	TONS
TIRES	1,094.00	TIRES
USED BEVERAGE CANS	0.70	TONS

**Total Tons:** **79.50**

Enforcement			
Verbal Warnings	Warning Letters	Citations Issued	Court Actions
10	10	0	3

**Fees Collected**

CONVENIENCE CENTER \$57,168.53

PROCEEDS FROM SALE OF RECYCLABLES \$205.65

**Totals:** **\$57,374.18**

**Drop-off**

#Public (Pu)

#Private (Pr)

**Composting/**

#Public (Pu)

#Private (Pr)

1 (PU) 3 (PR) 0 (PU) 0 (PR)

**Yard Waste Tons Collected**

**Litter Costs / Litter Bags / Miles of Litter Cleaned**

**\$42,573.69** **896** **386**

**Educational Activity:**

**COLLECTION:** In 2010 Lyon County passed a franchise ordinance to begin on January 1, 2011. This franchise will save residents by offering a cheaper rate. The Judge/Executive's office assisted in 2010 with phone numbers and information regarding franchise businesses.

**DISPOSAL:** Lyon County has worked with Soil Conservation to once again receive a grant for animal disposal. Under this grant the county will bury dead livestock without charge to the farmers. Earth Science is part of the school curriculum.

**RECYCLING/REDUCTION:** Lyon County continues to work with and support the 4H with annual regional recycling trash sculpture contests through funding and prizes. The County Finance Officer, Treasurer, Solid Waste Coordinator and Judge Executive are member on the regional recycling board.

**ANTI-LITTERING:** The County continues to post "NO LITTERING" signs with fines along County roads as requested. Brochures, handouts and information continue to be provided to the public as well as advertisement through local media. There has been a noticeable increase in the amount of calls received by the County Judge's office reporting litter and litter bugs.

**ANTI-DUMPING:** The county has "NO DUMPING" signs with fines posted on county roads and are added as needed or requested by residents and law enforcement.

**ENFORCEMENT:** The county works closely with the Sheriff and local police and the County Attorney to apprehend and prosecute offenders.

**SITING:** None reported.

**Special Events:**

Commonwealth Cleanup Week

# MADISON

Full-time

Enforcement				Fees Collected		Drop-off		Composting/		Yard Waste Tons Collected		
Verbal Warnings	Warning Letters	Citations Issued	Court Actions			#Public (Pu)	#Private (Pr)	#Public (Pu)	#Private (Pr)	Null		
21		21		FRANCHISE FEE	\$98,877.10					Litter Costs / Litter Bags / Miles of Litter Cleaned		
				PERMIT FEE	Null	1 (PU)	3 (PR)	1 (PU)	0 (PR)	\$126,325.33	6,868	982
				PROCEEDS FROM SALE OF RECYCLABLES	\$235,536.56							
				Totals:	\$334,413.66							

### Special Events:

KY Farm Bureau Scrap Roundup  
KY River Sweep  
Madison Co Household Hazardous Waste

**RECYCLING/REDUCTION:** See attached BG Pride Madison Co Report. Offer e-waste drop off to all of Madison Co.

**Anti-Dumping:** Installed and monitored "no dumping" and "area under surveillance" signs in problem areas.

**ENFORCEMENT: 21 NOVS issued for garbage and assisted with 19 NOV with KY Dept of Air Quality. Enforced Madison Co Solid Waste Ordinance.**



**Department for Environmental Protection  
Division of Waste Management  
2010 County Annual Report Summary**

**MAGOFFIN**

SW Coordinator Tim Watkins

Full-time

Disposal				MANDATORY Collection				Recyclables		
		Avg. \$ per Ton:	\$18.00			Avg. \$ per Month per Household	\$15.69			
Disposal Facility	Permit#	#Tons	\$Per Ton	Collection Sys	Primary(P)	Monthly \$	#	%	Accepted	Amount Unit

BLUE RIDGE RDF

03300004

5,679

\$18.00

DOOR-TO-DOOR/FRANCHISE P

\$15.69

3,836

71.22

CARDBOARD

196.28

TONS

**Totals:**

**5,678.76**

**Total Households Participating:**

**3,836**

**71.22**

**Total Households:**

**5,386**

METALS FERROUS (STEEL...)

15.68

TONS

METALS NON-FERROUS

0.21

TONS

MIXED RESIDENTIAL PAPER

7.76

TONS

NEWSPRINT

21.28

TONS

OFFICE PAPER MIXED

10.44

TONS

PLASTIC (2 LTR POP BTLS [PET])

1.54

TONS

PLASTIC (MILK JUGS [HDPE])

0.19

TONS

PLASTICS NS NONSPECIFIC

0.85

TONS

STEEL CANS (TIN CANS)

0.12

TONS

**Total Tons:**

**254.35**

Open Dumps			
Dumps	Tons	Cleanup	Dumps
Cleaned	Collected	Cost	Remaining
0	0	\$0	0

**Funds Received**

STATE

LITTER GRANT

\$26,980.40

STATE

PRIDE GRANT

\$10,180.00

STATE

RECYCLING GRANT

\$23,861.00

**Totals:**

**\$61,021.40**

**Recycling**

**Door-to-Door**

Avail? Owner OP Area # of House



**Enforcement**

Verbal	Warning	Citations	Court
Warnings	Letters	Issued	Actions
0	0	0	0

**Fees Collected**

FRANCHISE FEE

\$54,368.06

PROCEEDS FROM SALE OF RECYCLABLES

\$7,841.33

**Totals:**

**\$62,209.39**

**Drop-off**

#Public (Pu)

#Private (Pr)

**Composting/**

#Public (Pu)

#Private (Pr)

1 (PU)

1 (PR)

0 (PU)

0 (PR)

**Yard Waste Tons Collected**

**Litter Costs / Litter Bags / Miles of Litter Cleaned**

**\$28,846.65**

**3,625**

**293**

**Educational Activity:**

**COLLECTION:** PSA in local newspaper informs the public about Veolia collection services and their contact information, making them more accessible to the public. This aids in relaying the mandatory ordinance the county maintains, in hopes of making any new residents or non-customers aware of their obligation to participate. Also, advertisements published for special events, such as county cleanup weeks.

**DISPOSAL:** Continued advertising of county cleanup on radio and in the newspaper.

**RECYCLING/REDUCTION:** Continued advertising the placement of recycling trailers throughout the county. Continuing to educate elementary students on the importance of recycling and waste reduction, explaining how simple recycling can be at home and at school.

**ANTI-LITTERING:** Continued advertising Adopt-A-Highway information for groups that may be interested in participating. Public notice in local newspaper & TV informing public of environmental impact & the consequences of littering.

**ANTI-DUMPING:** Continued advertising the public notice in the local newspaper & TV informing the public of the consequences of illegal dumping. No Dumping signs posted throughout the county.

**ENFORCEMENT:** Continue issue warning letters issued to violators with threat of prosecution.

**SITING:** None reported.

**Special Events:**

Commonwealth Cleanup Week

Roadside Litter Cleanup

**MARION**

96

METALS FERROUS (STEEL...)	7,927.44	TONS
METALS NON-FERROUS	99.50	TONS
MIXED RESIDENTIAL PAPER	11.32	TONS
MOTOR OIL	2,800.00	GAL
NEWSPRINT	64.34	TONS
OFFICE PAPER MIXED	7.27	TONS
PLASTIC (2 LTR POP BTLS [PET])	19.47	TONS
PLASTIC (MILK JUGS [HDPE])	4.40	TONS
PLASTICS NS NONSPECIFIC	7.92	TONS
STEEL CANS (TIN CANS)	9.97	TONS
USED BEVERAGE CANS	174.20	TONS
<b>Total Tons:</b>	<b>8,674.15</b>	

<b>Yard Waste Tons Collected</b>	52.00
<b>Litter Costs / Litter Bags / Miles of Litter Cleaned</b>	\$73,071.46      5.035      681

### Special Events:

Calvary Elementary School Recycling  
City of Bradfordsville Spring Cleanup  
County Wide Recycling

**Department for Environmental Protection  
Division of Waste Management  
2010 County Annual Report Summary**

**MARION**  
Continued

**SW Coordinator** KEITH BROCK

96

**ENFORCEMENT:** Court action pending on Waste Transport Service for violation of Interlocal Agreement.

**SITING:** Continue permitting of one future CD&D site. County Judge Executive is currently working to obtain permission from adjacent properties.

**Department for Environmental Protection  
Division of Waste Management  
2010 County Annual Report Summary**

**MARSHALL**

SW Coordinator Troy English

Part-time

Disposal				UNIVERSAL Collection				Recyclables			
		Avg. \$ per Ton:	\$25.38			Avg. \$ per Month per Household	\$16.39				
Disposal Facility	Permit#	#Tons	\$Per Ton	Collection Sys	Primary(P)	Monthly \$	#	%	Accepted	Amount	Unit
WASTE PATH SANITARY LAN	07900015	23,080	\$25.00	DOOR-TO-DOOR/PRIVATE HA	S	\$23.24	118	.76	CARDBOARD	77.01	TONS
WEST KY LANDFILL	04200007	186	\$25.75	DOOR-TO-DOOR/PRIVATE HA	S	\$25.30	67	.43	COMPOST MTLs/ YARD WASTE	31,468.00	TONS
				DOOR-TO-DOOR/PRIVATE HA	S	Null	Zero		METALS FERROUS (STEEL...)	30.78	TONS
				MUNICIPALLY OWNED	S	\$9.00	1,417	9.14	PLASTIC (2 LTR POP BTLS [PET]	15.79	TONS
				MUNICIPALLY OWNED	S	\$8.00	2,400	15.49	USED BEVERAGE CANS	0.31	TONS
				TRANSFER STATION	P	Null	10,073	65.01			
<b>Totals:</b>		<b>23,265.40</b>									
									<b>Total Tons:</b>	<b>31,591.89</b>	
				<b>Total Households Participating:</b>			<b>14,075</b>	<b>90.84</b>			
				<b>Total Households:</b>			<b>15,495</b>				

Open Dumps				Funds Received				Recycling			
Dumps	Tons	Cleanup	Dumps					Door-to-Door			
Cleaned	Collected	Cost	Remaining					Avail?	Owner	OP Area	# of House
0			0	STATE	LITTER GRANT	\$50,797.70					
				STATE	OPEN DUMP GRANT	\$9,541.43					
				<b>Totals:</b>		<b>\$60,339.13</b>					

Enforcement				Fees Collected				Drop-off		Composting/		Yard Waste Tons Collected		
Verbal	Warning	Citations	Court					#Public (Pu)		#Public (Pu)				
Warnings	Letters	Issued	Actions					#Private (Pr)		#Private (Pr)				
3	3	3	0	109 OR OTHER TAX		\$1,654,661.01		1 (PU)	1 (PR)	2 (PU)	0 (PR)			
				GENERAL REVENUE		\$473,206.12								
				PROCEEDS FROM SALE OF RECYCLABLES		\$16,187.95								
				<b>Totals:</b>		<b>\$2,144,055.08</b>								

Litter Costs / Litter Bags / Miles of Litter Cleaned		
\$55,522.12	11,219	861

**Educational Activity:**

COLLECTION: Gilbertsville, Hardin and Aurora Clean Up Days

DISPOSAL: Non Reported

RECYCLING/REDUCTION: Trash Sculptures Contest, E-Scrap Collection at Wal-Mart; More Business for Recycling Promotion

ANTI-LITTERING: Family Day at Miller Park; Tater Day (Benton), Put up more No Dumping Signs; spoke to several home owners.

ANTI-DUMPING: Put up more No Dumping Signs; spoke to several home owners.

ENFORCEMENT: Give verbal warnings to property owners.

SITING: Refer to current Solid Waste Collection Ordinance

**Special Events:**

Aurora Pride Days  
Gilbertsville Pride Day  
Hardin Clenaup Day

**Department for Environmental Protection  
Division of Waste Management  
2010 County Annual Report Summary**

**MARTIN**

SW Coordinator Mike Crum

Full-time

Disposal				UNIVERSAL		Collection			Recyclables		
Avg. \$ per Ton: \$22.50						Avg. \$ per Month per Household \$13.50					
Disposal Facility	Permit#	#Tons	\$Per Ton	Collection Sys	Primary(P)	Monthly \$	#	%	Accepted	Amount	Unit

**Department for Environmental Protection  
Division of Waste Management  
2010 County Annual Report Summary**

**MASON**

SW Coordinator Bill Rice

180

<b>Disposal</b>				Avg. \$ per Ton: \$33.13		MANDATORY		<b>Collection</b>			Avg. \$ per Month per Household \$13.78		<b>Recyclables</b>		
<b>Disposal Facility</b>		<b>Permit#</b>	<b>#Tons</b>	<b>\$Per Ton</b>	<b>Collection Sys</b>		<b>Primary(P)</b>	<b>Monthly \$</b>	<b>#</b>	<b>%</b>	<b>Accepted</b>		<b>Amount</b>	<b>Unit</b>	

MASON COUNTY	08100006	21,293	\$21.75	CONVENIENCE CENTER	S	Null	80	1.15	CARDBOARD	704.10	TONS
RUMPKE OF GEORGETOWN		457	\$44.50	DOOR-TO-DOOR/PERMIT	S	\$15.00	2	.03	COMPOST MTLs/ YARD WASTE	956.77	TONS

**Totals:** **21,750.01**

**Total Households Participating:** **6,769** **96.89**  
**Total Households:** **6,986**

Open Dumps			
Dumps Cleaned	Tons Collected	Cleanup Cost	Dumps Remaining
5	0	\$40,025	6

Funds Received			
STATE	EMER DUMP GRANT	\$2,327.91	
STATE	LITTER GRANT	\$23,335.28	
STATE	OPEN DUMP GRANT	\$48,804.49	
STATE	RECYCLING GRANT	\$173,000.00	

Recycling			
Door-to-Door			
Avail?	Owner	OP Area	# of House
<input checked="" type="checkbox"/>	CO	CI	3600

STEEL CANS (TIN CANS)	23.80	TONS
TIRES	37,657.00	TIRES
USED BEVERAGE CANS	10.70	TONS
WOOD / PALLETS	1,743.00	EACH

**Total Tons:** **2,345.09**

Enforcement			
Verbal Warnings	Warning Letters	Citations Issued	Court Actions
12	7		

Fees Collected		Totals:
GARBAGE COLLECTION	\$1,101,220.77	
LANDFILL USER FEES	\$3,862,505.94	
PERMIT FEE	\$9,212.00	
PROCEEDS FROM SALE OF RECYCLABLES	\$136,444.12	
<b>Totals:</b>	<b>\$5,109,382.83</b>	

Drop-off		Composting/	
#Public (Pu)	#Private (Pr)	#Public (Pu)	#Private (Pr)
1 (PU)	1 (PR)	1 (PU)	0 (PR)

Yard Waste Tons Collected		
957.00		
Litter Costs	Litter Bags	Miles of Litter Cleaned
\$23,508.53	1,244	410

**Educational Activity:**

**COLLECTION:** Ads in the local newspaper and radio spots. One on one conversations with slow payers have been somewhat successful in collecting fees.  
**DISPOSAL:** Staff provides tours, school visits and provides speakers and news information to educate the public on the various activities at our solid waste facility.  
**RECYCLING/REDUCTION:** Staff provides tours, school visits and provides speakers and news information to educate the public on the various activities at our recycling center.  
**Anti-Littering:** Public sees litter workers cleaning roads around the county and the amount of orange bags that are collected. Numerous comments about how good the roadsides look. Most inmates we may have say they will never litter again.  
**Anti-Dumping:** Announcement of grants to clean up dumps.  
**ENFORCEMENT:** n/a  
**SITING:** n/a

**Special Events:**

2nd Annual Middle School Recycling Competition  
Tire amnesty

**Department for Environmental Protection  
Division of Waste Management  
2010 County Annual Report Summary**

**MCCRACKEN**

SW Coordinator Perry Mason

Part-time

Disposal				UNIVERSAL Collection				Recyclables			
		Avg. \$ per Ton:	\$49.54			Avg. \$ per Month per Household	\$16.17				
Disposal Facility	Permit#	#Tons	\$Per Ton	Collection Sys	Primary(P)	Monthly \$	#	%	Accepted	Amount	Unit

WASTE PATH SANITARY LAN	07900015	11,058	\$49.50
WEST KY LANDFILL (CWI)	04200007	56,814	\$49.58

**Totals:** **67,871.43**

DOOR-TO-DOOR/PRIVATE HA	P	\$15.00	5,907	21.3
DOOR-TO-DOOR/PRIVATE HA	P	\$17.00	315	1.14
MUNICIPALLY OWNED	P	\$16.50	9,407	33.92
TRANSFER STATION		Null	Null	

**Total Households Participating:**  
**Total Households:**

**15,629** **56.35**  
**27,736**

CARDBOARD	270.34	TONS
COMPOST MTLs/ YARD WASTE	23,399.40	TONS
ELECTRONIC SCRAP	56.00	TONS
GLASS	46.00	TONS
METALS FERROUS (STEEL...)	44.75	TONS
METALS NON-FERROUS	30.47	TONS
NEWSPRINT	18.59	TONS
OFFICE PAPER MIXED	285.00	TONS
OFFICE PAPER WHITE	62.00	TONS
PLASTICS NS NONSPECIFIC	69.00	TONS
STEEL CANS (TIN CANS)	13.00	TONS
TIRES	4,853.00	TIRES
USED BEVERAGE CANS	61.00	TONS

**Total Tons:** **24,355.55**

Open Dumps			
Dumps Cleaned	Tons Collected	Cleanup Cost	Dumps Remaining
2	0		0

**Funds Received**

STATE	HHW GRANT	Zero
STATE	LITTER GRANT	\$77,161.47
STATE	OPEN DUMP GRANT	\$147,199.75
STATE	RECYCLING GRANT	Zero

**Totals:** **\$224,361.22**

**Recycling**

**Door-to-Door**

Avail?	Owner	OP Area	# of House
--------	-------	---------	------------

☐

**Enforcement**

Verbal Warnings	Warning Letters	Citations Issued	Court Actions
168	25	306	2

**Fees Collected**

GARBAGE COLLECTION	\$1,120,101.00
TRANSFER STATION	\$12,176.67

**Totals:** **\$1,132,277.67**

**Drop-off**

#Public (Pu)	#Private (Pr)
0 (PU)	4 (PR)

**Composting/**

#Public (Pu)	#Private (Pr)
1 (PU)	0 (PR)

**Yard Waste Tons Collected**

**23,399.00**

**Litter Costs / Litter Bags / Miles of Litter Cleaned**

<b>\$105,559.54</b>	<b>8,680</b>	<b>1033</b>
---------------------	--------------	-------------

**Educational Activity:**

**COLLECTION:** Local refuse haulers promote and advertise their services in the local newspapers.

**DISPOSAL:** McCracken County has a transfer station for the disposal of waste in the county. McCracken County/City of Paducah hold annual spring cleanup in April of each year at the transfer station.

**RECYCLING/REDUCTION:** McCracken County utilizes local recycling businesses. McCracken County and City of Paducah hold annual spring cleanup which provides several recyclers.

**ANTI-LITTERING:** Road signs placed along County Roads to promote anti-littering.

**ANTI-DUMPING:** No dumping signs placed on R-O-W at various locations in McCracken County.

**ENFORCEMENT:** McCracken County has an enforcement officer.

**SITING:** McCracken County has zoning which will regulate any such facility.

**Special Events:**

City-County Spring Cleanup Day  
River Sweep

**Department for Environmental Protection  
Division of Waste Management  
2010 County Annual Report Summary**

**MCCREARY**

SW Coordinator Linda Babb

160

Disposal				UNIVERSAL Collection				Recyclables			
		Avg. \$ per Ton:	\$50.28			Avg. \$ per Month per Household	\$15.50				
Disposal Facility	Permit#	#Tons	\$Per Ton	Collection Sys	Primary(P)	Monthly \$	#	%	Accepted	Amount	Unit
VOLUNTEER REGIONAL LAND	TENN	4,635	\$50.28	DOOR-TO-DOOR/FRANCHISE	P	\$15.50	3,305	47.64	CARDBOARD	2.00	TONS
				TRANSFER STATION	S	Null	93	1.34	METALS FERROUS (STEEL...)	7.20	TONS
Totals:		4,634.88		Total Households Participating:			3,398	51.22	TIRES	25,094.00	TIRES
				Total Households:			6,634		USED BEVERAGE CANS	0.12	TONS
										Total Tons:	9.32

Open Dumps			
Dumps Cleaned	Tons Collected	Cleanup Cost	Dumps Remaining
0			4

Funds Received		
FEDERAL	PRIDE GRANT	\$19,500.00
STATE	LITTER GRANT	\$35,532.51
<b>Totals:</b>		<b>\$55,032.51</b>

Recycling Door-to-Door			
Avail?	Owner	OP Area	# of House

Enforcement			
Verbal Warnings	Warning Letters	Citations Issued	Court Actions
6	1	1	

Fees Collected	
FRANCHISE FEE	\$56,298.06
<b>Totals:</b>	<b>\$56,298.06</b>

Drop-off		Composting/	
#Public (Pu)	#Private (Pr)	#Public (Pu)	#Private (Pr)
1 (PU)	3 (PR)	0 (PU)	0 (PR)

Yard Waste Tons Collected		
Litter Costs	Litter Bags	Miles of Litter Cleaned
<b>\$35,275.86</b>	<b>5,028</b>	<b>560</b>

**Educational Activity:**

**COLLECTION:** PSA's are sent out to all local media, during spring and fall clean up. This encourages citizens to sign up on solid waste services, because they have to been on service to participate. County Judge signs a proclamation designating April as spring clean up month.

**DISPOSAL:** PSA's sent out instructing citizens how to properly dispose of trash, such as bulk items paint cans, and roofing materials, when hauling to the transfer station. They are also directed at the transfer station to separate recyclables, from household items and other wastes materials.

**RECYCLING/REDUCTION:**PRIDE Liaison, and PSA's promote the local recycling. Educational Grants, are also available to schools, through the PRIDE Office. Our schools use these grants to teach reduce, reuse, recycle, programs. County Extension Agency, Out Reach Program, all participate in educating our students.

**Anti-Littering:** Programs, are taught in the same format as above. Family Resource. Girls and Boy Scouts, R.O.T.C and PRIDE Club' participates. Our local water district teaches students, how littering may contaminate our water sources.

**Anti-Dumping:** Anti-dumping signs and this site maybe monitored are posted, at all previously cleaned dumpsites. Anti dumping programs are also taught in schools. Cameras may also be used in certain location.

**ENFORCEMENT:** One on one mediation between coordinator, customer, and franchisee. Phone calls, from coordinator and compliance letters. PSA's to local media stating citizens must be on services, and up to date on solid waste bills to participate in our free bulk item drop off program.

**SITING:** Siting Ordinance 830.4 outlines proper procedure, and list specific criteria for the siting of a solid waste facility in McCreary County.

**Special Events:**

Commonwealth Clean Up/Spring Cleanup  
Roadside PRIDE  
Tire Amnesty



# MCLEAN

Part-time

Enforcement				Fees Collected		Drop-off		Composting/		Yard Waste Tons Collected		
Verbal Warnings	Warning Letters	Citations Issued	Court Actions			#Public (Pu)	#Private (Pr)	#Public (Pu)	#Private (Pr)			
0	0	0	0	PERMIT FEE	\$250.00	1 (PU)	1 (PR)	0 (PU)	0 (PR)	44,300.00		
				PROCEEDS FROM SALE OF RECYCLABLES	\$15,150.09					Litter Costs / Litter Bags / Miles of Litter Cleaned		
				TRANSFER STATION	\$32,254.30					\$21,102.21	979	1116
				Totals:	\$47,654.39							

### Special Events:

**ANTI-LITTERING:** Solid Waste brochures outline illegal dumping and littering with phone numbers to call with questions. Windshield survey conducted during the year.

**Department for Environmental Protection  
Division of Waste Management  
2010 County Annual Report Summary**

**MCLEAN**  
Continued

**SW Coordinator** Nancy Tharpe

Part-time

**ANTI-DUMPING:** Solid Waste brochures outlined illegal dumping and littering with phone numbers to call with questions. Updated website details all locations available to the public for recycling and solid waste disposal. County Attorney, Fiscal Court, Road Department, County Sheriff and Solid Waste Coordinator continued to actively report and enforce illegal dumping laws and provide documentation to the courts.

**ENFORCEMENT:** County Attorney, Fiscal Court, Road Department, County Sheriff and Solid Waste Coordinator continued to actively report and enforce illegal dumping laws and provide documentation to the courts. Solid Waste brochures outline illegal dumping and littering with phone numbers to call with questions. Updated website details all locations available to the public for recycling and solid waste disposal. Brochures provided to those caught illegally dumping or burning waste.

**SITING:** None reported.

**Department for Environmental Protection  
Division of Waste Management  
2010 County Annual Report Summary**

**MEADE**

SW Coordinator Mark Gossett

Full-time

Disposal				MANDATORY		Collection			Recyclables			
Avg. \$ per Ton: \$24.66				Avg. \$ per Month per Household \$14.05								
Disposal Facility	Permit#	#Tons	\$Per Ton	Collection Sys	Primary(P)	Monthly \$	#	%	Accepted	Amount	Unit	
HARDIN COUNTY FISCAL COU	04700040	331	\$25.72	DOOR-TO-DOOR/FRANCHISE	P	\$11.00	484	4.6	CARDBOARD	522.86	TONS	
HARDIN COUNTY FISCAL COU	04700040	4,281	\$28.25	DOOR-TO-DOOR/FRANCHISE	P	\$13.91	1,562	14.85	CONSTRUCTION/DEMOLITION D	146.57	TONS	
WASTE MGMT OF KY INC DBA	05600028	8,307	\$20.00	DOOR-TO-DOOR/PERMIT	P	\$17.25	8,916	84.79	ELECTRONIC SCRAP	15.25	TONS	
				TRANSFER STATION	S	Null	Null		LEAD ACID BATTERIES	4,989.00	EACH	
Totals:				Total Households Participating:				10,962	99.34	METALS FERROUS (STEEL...)	188.85	TONS
				Total Households:				11,035		METALS NON-FERROUS	151.70	TONS
										MOTOR OIL	3,043.00	GAL
										NEWSPRINT	96.63	TONS
										OFFICE PAPER MIXED	15.02	TONS
										OFFICE PAPER WHITE	8.83	TONS
										PLASTIC (2 LTR POP BTLS [PET]	16.22	TONS
										PLASTIC (MILK JUGS [HDPE])	6.31	TONS
										PLASTICS NS NONSPECIFIC	8.12	TONS
										STEEL CANS (TIN CANS)	8.67	TONS
										TIRES	2,340.00	TIRES
										USED BEVERAGE CANS	266.00	TONS
										Total Tons:	1,451.03	

Open Dumps				Funds Received		Recycling			
Dumps Cleaned	Tons Collected	Cleanup Cost	Dumps Remaining			Door-to-Door			
				Avail?	Owner	OP Area	# of House		
3	87.43	\$93,305	4	STATE	LITTER GRANT	\$45,497.72	<input checked="" type="checkbox"/>	CI	CI
				STATE	OPEN DUMP GRANT	\$92,404.99			
				STATE	RECYCLING GRANT	\$165,491.00			
				Totals:		\$303,393.71			

Open Dumps			
Dumps Cleaned	Tons Collected	Cleanup Cost	Dumps Remaining
3	87.43	\$93,305	4

Funds Received		
STATE	LITTER GRANT	\$45,497.72
STATE	OPEN DUMP GRANT	\$92,404.99
STATE	RECYCLING GRANT	\$165,491.00
<b>Totals:</b>		<b>\$303,393.71</b>

Recycling			
Door-to-Door			
Avail?	Owner	OP Area	# of House
<input checked="" type="checkbox"/>	CI	CI	

Enforcement			
Verbal Warnings	Warning Letters	Citations Issued	Court Actions
0	0	0	0

Fees Collected	
CONVENIENCE CENTER	\$60,243.39
FRANCHISE FEE	\$142,836.14
GENERAL REVENUE	\$124,482.41
PROCEEDS FROM SALE OF RECYCLABLES	\$125,660.72
<b>Totals:</b>	<b>\$453,222.66</b>

Drop-off		Composting/	
#Public (Pu)	#Private (Pr)	#Public (Pu)	#Private (Pr)
2 (PU)	3 (PR)	1 (PU)	0 (PR)

Yard Waste Tons Collected		
Litter Costs	Litter Bags	Miles of Litter Cleaned
<b>\$57,466.83</b>	<b>4,452</b>	<b>884</b>

**Educational Activity:**

**COLLECTION:** Meade County Fiscal Court and the Solid Waste and Recycle Advisory Committee hold public meetings at which various collection issues are identified and discussed. MCFC's Franchisee, Waste Transport, keeps customers up-to-date on collection policies and procedures.

**DISPOSAL:** Meade County Fiscal Court and the Solid Waste & Advisory Committee review disposal practices during public meetings. The Coordinator keeps Fiscal Court and the committee up- to-date on changes in landfill fees as well as contract renegotiations with landfills.

**RECYCLING/REDUCTION:**Recycle ads run regularly on two radio stations. Collection containers have been placed in 10 Meade County Schools to collect white paper, newspaper and magazines. We sponsored a recycle booth at the 2010 Meade County Fair and distributed recycle coloring books. 7th Grade Down by the River, and other talks to school groups, educated children about recycling.

**Special Events:**

7th Grade Down by the River

**Department for Environmental Protection  
Division of Waste Management**

**MEADE**

**Continued**

**SW Coordinator** Mark Gossett

Full-time

**2010 County Annual Report Summary**

**Anti-Littering:** Education has been provided through "Gossett's Garbage" in which people were asked to stop littering along our county's roadsides. Anti-Littering education was also provided to students at "7th Grade Down by the River" as well as during various talks to school groups.

**Anti-Dumping:** Education has been provided through Gossett's Garbage. This subject is discussed during Meade County Fiscal Court and Solid Waste & Recycle Advisory Committee meetings as well as with students at "7th Grade Down by the River" and during talks to school groups.

**ENFORCEMENT:** Enforcement education took place during Meade County Fiscal Court Meetings and Solid Waste & Recycle Advisory Committee meetings and through "Gossett's Garbage" articles that run in Meade County's two main newspapers.

**Siting (Ordinance or procedure on placement of a solid waste management facility within a county):**

Meade County does not currently have a Siting Ordinance. At this time, the implementation of one is currently being discussed with the Solid Waste & Recycle Advisory Committee.

**Department for Environmental Protection  
Division of Waste Management  
2010 County Annual Report Summary**

**MENIFEE**

SW Coordinator Jennifer Rogers

100

Disposal				MANDATORY Collection				Recyclables		
Avg. \$ per Ton: \$31.13				Avg. \$ per Month per Household Zero						
Disposal Facility	Permit#	#Tons	\$Per Ton	Collection Sys	Primary(P)	Monthly \$	#	%	Accepted	Amount Unit
RUMPKE OF KY MONTGOMER	08700003	1,523	\$38.25	DOOR-TO-DOOR/PERMIT		Zero	Null		METALS FERROUS (STEEL...)	30.00 TONS
Veolia of Kentucky		1,406	\$24.00	DOOR-TO-DOOR/PERMIT		Zero	Null		MOTOR OIL	30.00 GAL
				DOOR-TO-DOOR/PERMIT		Zero	Null		TIRES	1,250.00 TIRES
<b>Totals:</b>		<b>2,929.09</b>		MUNICIPALLY OWNED	P	Null	4,000	100.0	<b>Total Tons:</b>	<b>30.00</b>
				<b>Total Households Participating:</b>			<b>4,000</b>	<b>100.0</b>		
				<b>Total Households:</b>			<b>4,000</b>			

Open Dumps			
Dumps	Tons	Cleanup	Dumps
Cleaned	Collected	Cost	Remaining
0	0		

Funds Received			
FEDERAL	PRIDE GRANT	\$17,095.78	
STATE	LITTER GRANT	\$14,262.88	
<b>Totals:</b>		<b>\$31,358.66</b>	

Recycling			
Door-to-Door			
Avail?	Owner	OP Area	# of House

Enforcement			
Verbal	Warning	Citations	Court
Warnings	Letters	Issued	Actions
1000		35	

Fees Collected	
GARBAGE COLLECTION	\$220,767.08
<b>Totals:</b>	<b>\$220,767.08</b>

Drop-off		Composting/	
#Public (Pu)	#Private (Pr)	#Public (Pu)	#Private (Pr)
0 (PU)	0 (PR)	0 (PU)	0 (PR)

Yard Waste Tons Collected		
Litter Costs	Litter Bags	Miles of Litter Cleaned
\$14,695.36	1,059	64

**Educational Activity:**

COLLECTION: Newspaper Articles on Collection Charges  
 DISPOSAL: Newspaper Articles on any change of collection, PRIDE cleanup events and dumpster placement  
 RECYCLING/REDUCTION: Meniffee Co. School System and Frenchburg Job Corp educates students on recycling  
 Anti-Littering: PRIDE cleanup, newspaper articles published on these events  
 Anti-Dumping: Solid waste crews and co. workers are required to report any dumps or dumping immediately to the SWC. The public is also encouraged to report any dumping if they see it.  
 ENFORCEMENT: Local Law Enforcement, state police and US forestry units are encouraged to enforce and publicize enforcement.  
 SITING: Mandatory to use MCSW for household, commercial may use other haulers and the business may use their own dumpster for household trash after providing MCSW with receipt for hauler or landfill

**Special Events:**

Door to Door large metal item pickup

**Department for Environmental Protection  
Division of Waste Management  
2010 County Annual Report Summary**

**MERCER**

SW Coordinator Norm Jennings

Full-time

Disposal				UNIVERSAL		Collection			Recyclables		
		Avg. \$ per Ton:	\$37.45			Avg. \$ per Month per Household		\$13.07			
Disposal Facility	Permit#	#Tons	\$Per Ton	Collection Sys	Primary(P)	Monthly \$	#	%	Accepted	Amount	Unit
ALLIED WASTE SERVICES-BE	03700009	3,506	\$46.00	CONVENIENCE CENTER	S	Null	Zero		CARDBOARD	56.27	TONS
CENTRAL KENTUCKY LANDFI	10500016	4,131	\$31.75	DOOR-TO-DOOR/PERMIT	S	\$12.48	3,811	40.84	COMPOST MTLs/ YARD WASTE	132.72	TONS
RUMPKE OF KY MONTGOMER	08700003	3,281	\$38.25	DOOR-TO-DOOR/PERMIT	P	\$13.65	3,567	38.23	CONCRETE	96.04	TONS
TRI K LANDFILL INC	06900004	6,025	\$33.80	TRANSFER STATION	S	Null	Null		ELECTRONIC SCRAP	14.40	TONS
Totals:		16,941.70		Total Households Participating:		7,378		79.07	GLASS	22.86	TONS
				Total Households:		9,331			METALS FERROUS (STEEL...)	156.52	TONS
									MIXED RESIDENTIAL PAPER	11.35	TONS
									NEWSPRINT	61.55	TONS
									OFFICE PAPER MIXED	10.71	TONS
									OFFICE PAPER WHITE	10.81	TONS
									PAINT	147.00	GAL
									PESTICIDE CONTAINERS	0.47	TONS
									PLASTIC (2 LTR POP BTLS [PET])	6.28	TONS
									PLASTIC (MILK JUGS [HDPE])	2.06	TONS
									PLASTICS NS NONSPECIFIC	2.96	TONS
									PRINTER TONER CARTRIDGES	97.00	UNITS
									STEEL CANS (TIN CANS)	0.79	TONS
									TIRES	1,110.00	TIRES
									USED BEVERAGE CANS	0.39	TONS
									Total Tons:	586.18	
Open Dumps				Funds Received				Recycling			
Dumps Cleaned	Tons Collected	Cleanup Cost	Dumps Remaining					Door-to-Door			
								Avail? Owner OP Area # of House			
0	0	\$0	0	STATE	EMER DUMP GRANT	\$10,000.00	<input type="checkbox"/>	CI	CI	12	
				STATE	LITTER GRANT	\$30,139.68					
				STATE	RECYCLING GRANT	\$4,500.00					
				Totals:		\$44,639.68					

Open Dumps			
Dumps	Tons	Cleanup	Dumps
Cleaned	Collected	Cost	Remaining
0	0	\$0	0

Funds Received			
STATE	EMER DUMP GRANT	\$10,000.00	
STATE	LITTER GRANT	\$30,139.68	
STATE	RECYCLING GRANT	\$4,500.00	
<b>Totals:</b>		<b>\$44,639.68</b>	

Recycling			
Door-to-Door			
Avail?	Owner	OP Area	# of House
<input type="checkbox"/>	CI	CI	12

Enforcement			
Verbal	Warning	Citations	Court
Warnings	Letters	Issued	Actions
44	52	1	1

Fees Collected	
CONVENIENCE CENTER	\$1,892.50
PROCEEDS FROM SALE OF RECYCLABLES	\$16,045.93
TRANSFER STATION	\$93,662.50
<b>Totals:</b>	<b>\$111,600.93</b>

Drop-off		Composting/	
#Public (Pu)	#Private (Pr)	#Public (Pu)	#Private (Pr)
1 (PU)	0 (PR)	0 (PU)	0 (PR)

Yard Waste Tons Collected		
133.00		
Litter Costs	Litter Bags	Miles of Litter Cleaned
\$26,445.03	2,147	286

**Educational Activity:**

COLLECTION: Trash haulers advertise collection services via newspaper ads and county emphasizes the importance of participation. Radio PSAs and newspaper articles were produced including information on garbage collection, Spring/Fall cleanups and paint collection.  
DISPOSAL: County emphasizes proper disposal through PSAs. Public education campaigns were conducted on proper disposal methods utilizing web site, signs, posters, pamphlets and newspaper articles. Solid waste coordinator distributed paint solidification crystals provided by PRIDE.  
RECYCLING/REDUCTION: Solid Waste Coordinator and county government work with public schools and factories on increasing recycling and waste reduction through direct contact with students and teachers, web site postings and radio/newspaper PSAs. SWC gave presentations to 676 students in 2010. Solid waste coordinator worked with extension service, 4-H, Boy/Girl Scouts and several church groups on recycling and reduction goals and participated in earth day activities County has web site <http://www.mercercounty.ky.gov/> with information recycling facility.

**Special Events:**

Mercer County Environmental Day

**Department for Environmental Protection  
Division of Waste Management**

**MERCER**

**Continued**

**SW Coordinator** Norm Jennings

Full-time

**2010 County Annual Report Summary**

**ANTI-LITTERING:** Posted anti-littering signs. Used PSAs via radio and newspaper articles to discourage littering. Distributed anti-littering brochures from the recycling center to businesses and schools

**ANTI-DUMPING:** Used the local media to advise the local citizens on the cost of dumping and the effects on tourism. Used radio PSAs and newspaper articles to promote River Sweep, Commonwealth Cleanup Week, and Herrington Lake Conservation League cleanups.

**ENFORCEMENT:** Part-time nuisance investigator for Harrodsburg and solid waste coordinator maintain a high presence in the county to discourage illegal waste practices.

**SITING:** Developed a procedure in which planning and zoning must approve solid waste facilities before a permit is issued.

**Department for Environmental Protection  
Division of Waste Management  
2010 County Annual Report Summary**

**METCALFE**

SW Coordinator Ashley Wilson

Part-time

Disposal				UNIVERSAL Collection				Recyclables		
		Avg. \$ per Ton:	\$25.00			Avg. \$ per Month per Household	\$20.93			
Disposal Facility	Permit#	#Tons	\$Per Ton	Collection Sys	Primary(P)	Monthly \$	#	%	Accepted	Amount Unit

GLASGOW CITY OF	00500001	4,568	\$25.00	DOOR-TO-DOOR/PERMIT	P	\$20.93	2,700	63.05
		<b>Totals:</b>	<b>4,568.30</b>			<b>Total Households Participating:</b>	<b>2,700</b>	<b>63.05</b>
						<b>Total Households:</b>	<b>4,282</b>	

Open Dumps				Funds Received			Recycling			
Dumps	Tons	Cleanup	Dumps				Door-to-Door			
Cleaned	Collected	Cost	Remaining				Avail?	Owner	OP Area	# of House
0	0	\$0	2	STATE	EMER DUMP GRANT	\$1,129.63	<input type="checkbox"/>			
				STATE	LITTER GRANT	\$24,877.81				
				Totals:		\$26,007.44				

Enforcement					Fees Collected			Drop-off		Composting/		Yard Waste Tons Collected		
Verbal	Warning	Citations	Court					#Public (Pu)		#Public (Pu)				
Warnings	Letters	Issued	Actions					#Private (Pr)		#Private (Pr)				
0	0	0	0	NONE				0 (PU)	1 (PR)	0 (PU)	0 (PR)			
		<b>Totals:</b>	<b>Zero</b>				<b>Zero</b>					<b>Litter Costs / Litter Bags / Miles of Litter Cleaned</b>		
												<b>\$25,906.14</b>	<b>437</b>	<b>215</b>

**Educational Activity:**

**COLLECTION:** The Metcalfe County Solid Waste Coordinator conducted a meet and greet with the Edmonton Elementary 3ed grade class. The Solid Waste Coordinator explained her duties and handed out materials on various subjects, one of which was collection.

**DISPOSAL:** The Metcalfe County Solid Waste Coordinator conducted a meet and greet with the Edmonton Elementary 3ed grade class. The Solid Waste Coordinator explained her duties and handed out materials on various subjects, one of which was disposal.

**RECYCLING/REDUCTION:** The Metcalfe County Solid Waste Coordinator conducted a meet and greet with the Edmonton Elementary 3ed grade class. The Solid Waste Coordinator explained her duties and handed out materials on various subjects, one of which was recycling.

**ANTI-LITTERING:** The Metcalfe County Solid Waste Coordinator conducted a meet and greet with the Edmonton Elementary 3ed grade class. The Solid Waste Coordinator explained her duties and handed out materials on various subjects, one of which was litter.

**ANTI-DUMPING:** The Metcalfe County Solid Waste Coordinator conducted a meet and greet with the Edmonton Elementary 3ed grade class. The Solid Waste Coordinator explained her duties and handed out materials on various subjects, one of which was illegal dumping.

**ENFORCEMENT:** None reported.

**SITING:** None reported.

**Special Events:**

Computer Recycling/E-Scrap Day

County Free Disposal Day

Metcalfe County High School Campus Cleanup



**Department for Environmental Protection  
Division of Waste Management  
2010 County Annual Report Summary**

**MONROE**

SW Coordinator Sheryl Conklin

Part-time

Disposal				UNIVERSAL Collection				Recyclables			
		Avg. \$ per Ton:	\$32.50			Avg. \$ per Month per Household	\$15.24				
Disposal Facility	Permit#	#Tons	\$Per Ton	Collection Sys	Primary(P)	Monthly \$	#	%	Accepted	Amount	Unit
GLASGOW CITY OF	00500001	601	\$30.00	DOOR-TO-DOOR/PRIVATE HA	P	\$16.00	1,020	21.42	CARDBOARD	24.00	TONS
Upper Cumbland Solid Waste	Tenn.	8,925	\$35.00	DOOR-TO-DOOR/PRIVATE HA	P	\$15.70	Null		LEAD ACID BATTERIES	550.00	EACH
				DOOR-TO-DOOR/PRIVATE HA	P	\$18.00	300	6.3	METALS FERROUS (STEEL...)	280.00	TONS
				MUNICIPALLY OWNED	S	\$14.00	300	6.3	METALS NON-FERROUS	824.00	TONS
				MUNICIPALLY OWNED	S	\$12.50	1,400	29.39	USED BEVERAGE CANS	28.00	TONS
<b>Totals:</b>		<b>9,525.60</b>		<b>Total Households Participating:</b>		<b>3,020</b>	<b>63.41</b>		<b>Total Tons:</b>	<b>1,156.00</b>	
				<b>Total Households:</b>		<b>4,763</b>					

Open Dumps			
Dumps Cleaned	Tons Collected	Cleanup Cost	Dumps Remaining
0	0	\$0	2

Funds Received		
FEDERAL	PRIDE GRANT	\$3,690.00
STATE	LITTER GRANT	\$24,724.69
<b>Totals:</b>		<b>\$28,414.69</b>

Recycling			
Door-to-Door			
Avail?	Owner	OP Area	# of House

Enforcement			
Verbal Warnings	Warning Letters	Citations Issued	Court Actions
0	0	0	0

Fees Collected	
GARBAGE COLLECTION	\$420,610.00
PERMIT FEE	\$400.00
<b>Totals:</b>	<b>\$421,010.00</b>

Drop-off		Composting/	
#Public (Pu)	#Private (Pr)	#Public (Pu)	#Private (Pr)
1 (PU)	2 (PR)	0 (PU)	0 (PR)

Yard Waste Tons Collected

Litter Costs	Litter Bags	Miles of Litter Cleaned
\$25,274.62	1,879	372

**Educational Activity:**

COLLECTION: Brochures were distributed during the Annual Watermelon Festival. County advertised through local media.

DISPOSAL: Brochures were distributed during the Annual Watermelon Festival. County advertised through local media.

RECYCLING/REDUCTION: Brochures were distributed during the Annual Watermelon Festival. County advertised through local media.

ANTI-LITTERING: County advertised through local media.

ANTI-DUMPING: County advertised through local media.

ENFORCEMENT: County advertised through local media.

SITING: None reported.

**Special Events:**

Commonwealth Cleanup

PRIDE Fall Cleanup

PRIDE Spring Cleanup

**Department for Environmental Protection  
Division of Waste Management  
2010 County Annual Report Summary**

**MONTGOMERY**

SW Coordinator Brian Bailey

Full-time

Disposal				UNIVERSAL		Collection			Recyclables		
		Avg. \$ per Ton:	\$29.13			Avg. \$ per Month per Household		\$8.84			
Disposal Facility	Permit#	#Tons	\$Per Ton	Collection Sys	Primary(P)	Monthly \$	#	%	Accepted	Amount	Unit
RUMPKE OF KY MONTGOMER	08700003	28,649	\$34.25	CONVENIENCE CENTER	S	Null	125	1.3	CARDBOARD	38.23	TONS
VEOLIA ES MOREHEAD LAND	10300007	6,512	\$24.00	DOOR-TO-DOOR/FRANCHISE	S	\$8.94	300	3.11	ELECTRONIC SCRAP	4.96	TONS
				DOOR-TO-DOOR/FRANCHISE	S	\$7.80	3,210	33.31	GLASS	27.81	TONS
				DOOR-TO-DOOR/FRANCHISE	P	\$9.79	5,700	59.14	METALS FERROUS (STEEL...)	79.89	TONS
									MIXED RESIDENTIAL PAPER	45.18	TONS
									MOTOR OIL	1,720.00	GAL
									NEWSPRINT	201.59	TONS
									PLASTICS NS NONSPECIFIC	17.38	TONS
									STEEL CANS (TIN CANS)	10.43	TONS
									USED BEVERAGE CANS	6.95	TONS
Totals:		35,161.00									
				Total Households Participating:				9,335	96.86		
				Total Households:				9,638			

Open Dumps			
Dumps Cleaned	Tons Collected	Cleanup Cost	Dumps Remaining
2	164.08	\$14,177	5

Funds Received		
STATE	LITTER GRANT	\$32,693.09
STATE	OPEN DUMP GRANT	\$22,206.99
<b>Totals:</b>		<b>\$54,900.08</b>

Recycling			
Door-to-Door			
Avail?	Owner	OP Area	# of House
<input checked="" type="checkbox"/>	PR	CO	1549

**Total Tons:** **432.42**

Enforcement			
Verbal Warnings	Warning Letters	Citations Issued	Court Actions
21	14	4	

Fees Collected	
FRANCHISE FEE	\$78,415.82
GARBAGE COLLECTION	\$586,583.28
HOST AGREEMENT	\$218,271.72
PERMIT FEE	\$3,050.00
PROCEEDS FROM SALE OF RECYCLABLES	\$315.20
<b>Totals:</b>	<b>\$886,636.02</b>

Drop-off		Composting/	
#Public (Pu)	#Private (Pr)	#Public (Pu)	#Private (Pr)
0 (PU)	3 (PR)	0 (PU)	0 (PR)

Yard Waste Tons Collected		
Litter Costs	Litter Bags	Miles of Litter Cleaned
<b>\$20,842.83</b>	<b>3,429</b>	<b>168</b>

**Educational Activity:**

COLLECTION: Newspaper and radio ads by local waste company concerning waste collection services offered to residents  
 Newspaper articles and radio PSA's concerning the City of Mt. Sterling's Spring Curbside Collection Event for large bulky items  
 Newspaper article "Business Buzz" discussing how Rumpke promotes proper waste disposal and recycling  
 Solid Waste Board meetings  
 DISPOSAL: Newspaper article "Business Buzz" discussing how Rumpke promotes proper waste disposal and recycling  
 Newspaper articles concerning the City of Mt. Sterling's Spring Curbside Collection Event offering free disposal at the landfill  
 Newspaper articles discussing the Electronics Recycling Event  
 Local radio station WMST ran PSA's promoting the Spring and Fall cleanup events at the landfill  
 Solid Waste Board meetings  
 RECYCLING/REDUCTION: Bluegrass PRIDE promotes recycling, composting, reuse and reduction of waste at Cameron Elementary  
 Newspaper article by local Family and Consumer Science Agent titled "Going Green Made Easy" discussing ways to recycle and reduce waste  
 Newspaper ads for Electronics Recycling Event  
 Newspaper article by local Family and Consumer Science Agent titled "Composting reduces household waste" discussing the benefits of composting.  
 Newspaper article by local Family and Consumer Science Agent titled "Back-to-school tips for staying green" discussing the there R's concerning school supplies  
 Newspaper ad by local waste company concerning the drop-off recycling center  
 Newspaper article "Business Buzz" discussing how Rumpke promotes proper waste disposal and recycling  
 Newspaper articles concerning the Co.'s Fall Cleanup Event offering free recycling of white goods at the landfill

**Special Events:**

Bluegrass PRIDE Educational Programs  
 Community Groups Roadside Litter Program  
 Electronics Recycling  
 Fall Cleanup @ Landfill (Free 2 Sats.)  
 Rinse and Return Program  
 Spring Cleanup @ Landfill (Free to residents 2 Sat  
 Spring Cleanup City of Mt. Sterling

**Department for Environmental Protection  
Division of Waste Management  
2010 County Annual Report Summary**

**MONTGOMERY**  
Continued

**SW Coordinator** Brian Bailey

Full-time

**Solid Waste Board Meetings**

**Anti-Littering:** County sponsored Community Group campaign to discourage roadside littering, groups were contracted to clean roadside litter from a 2.5 mile stretch of road, included safety meetings and a required letter to the editor of the local newspaper detailing what they learned

Letters to the editor in local newspaper addressing problems and solutions to roadside litter

Newspaper articles discussing the Community Group program to help combat roadside litter

Newspaper articles concerning the Co.'s Spring Cleanup Event offering free disposal at the landfill and requesting that participants secure their loads to prevent roadside litter

**Solid Waste Board Meetings**

**Anti-Dumping:** Newspaper article "County receives grant money to cleanup illegal dumps" discussing grant money received, where is was from, and what it will be used for

Newspaper articles concerning the Co.'s Spring Cleanup event offering free disposal at the landfill in an effort to prevent illegal dumping

Newspaper articles concerning the Co.'s Fall Cleanup event offering free disposal at the landfill in an effort to prevent illegal dumping

**Solid Waste Board Meetings**

**ENFORCEMENT:** Solid Waste Board Meetings

**Sitting:** Solid Waste Board Meetings

**Department for Environmental Protection  
Division of Waste Management  
2010 County Annual Report Summary**

**MORGAN**

SW Coordinator Linda Bradley

30

Disposal				Collection				Recyclables			
Avg. \$ per Ton: \$32.00				Avg. \$ per Month per Household \$13.56							
Disposal Facility	Permit#	#Tons	\$Per Ton	Collection Sys	Primary(P)	Monthly \$	#	%	Accepted	Amount	Unit
VEOLIA ES MOREHEAD LAND	10300007	5,758	\$32.00	DOOR-TO-DOOR/FRANCHISE	S	\$16.00	721	13.63	LEAD ACID BATTERIES	25.00	EACH
<b>Totals:</b>				DOOR-TO-DOOR/PERMIT	S	\$5.00	41	.78	OFFICE PAPER MIXED	33.85	TONS
				DOOR-TO-DOOR/PERMIT	P	\$14.91	76	1.44	PAINT	1,200.00	GAL
				DOOR-TO-DOOR/PERMIT	P	\$18.00	256	4.84	PESTICIDE CONTAINERS	0.23	TONS
				DOOR-TO-DOOR/PERMIT	P	\$16.00	103	1.95	TIRES	648.00	TIRES
				DOOR-TO-DOOR/PERMIT	P	\$5.00	19	.36	<b>Total Tons:</b>		
				DOOR-TO-DOOR/PERMIT	P	\$20.00	203	3.84			
				TRANSFER STATION	S	Null	2,862	54.12			
				<b>Total Households Participating:</b>			4,281	80.96			
				<b>Total Households:</b>			5,288				

Open Dumps			
Dumps Cleaned	Tons Collected	Cleanup Cost	Dumps Remaining
0	0	1	

Funds Received		
STATE	LITTER GRANT	\$27,872.73
<b>Totals:</b>		<b>\$27,872.73</b>

Recycling			
Door-to-Door			
Avail?	Owner	OP Area	# of House

Enforcement			
Verbal Warnings	Warning Letters	Citations Issued	Court Actions
4			

Fees Collected	
GENERAL REVENUE	\$111,700.00
OTHER	Zero
PERMIT FEE	\$15.00
TRANSFER STATION	\$107,556.65
<b>Totals:</b>	<b>\$219,271.65</b>

Drop-off		Composting/	
#Public (Pu)	#Private (Pr)	#Public (Pu)	#Private (Pr)
1 (PU)	1 (PR)	1 (PU)	0 (PR)

Yard Waste Tons Collected		
Litter Costs	Litter Bags	Miles of Litter Cleaned
\$27,872.73	3,622	1404

**Educational Activity:**

Morgan Co. PRIDE Liaison, Linda Rose worked with 5,322 students covering topics such as energy conservation, water quality, recycling and proper trash disposal

**Special Events:**

Commonwealth Cleanup Week  
Fall Cleanup  
Paintsville Lake Cleanup  
Spring PRIDE Cleanup

**Department for Environmental Protection  
Division of Waste Management  
2010 County Annual Report Summary**

**MUHLENBERG**

SW Coordinator Robert Rhoades

Full-time

Disposal				UNIVERSAL Collection				Recyclables			
		Avg. \$ per Ton:	\$27.17			Avg. \$ per Month per Household	\$15.43				
Disposal Facility	Permit#	#Tons	\$Per Ton	Collection Sys	Primary(P)	Monthly \$	#	%	Accepted	Amount	Unit

DAVIESS COUNTY FISCAL CO	03000004	179	\$24.25	CONVENIENCE CENTER	S	Null	3,802	30.17	TIRES	880.00	TIRES
HOPKINS REGIONAL LANDFIL	05400012	11,394	\$22.79	DOOR-TO-DOOR/PERMIT		\$17.00	8	.06			
OHIO COUNTY FISCAL COURT	09200010	1,625	\$34.65	DOOR-TO-DOOR/PRIVATE HA	S	\$15.00	250	1.98			
SOUTHERN SANITATION	07100006	851	\$27.00	DOOR-TO-DOOR/PRIVATE HA	S	\$20.00	83	.66			
				DOOR-TO-DOOR/PRIVATE HA	P	\$15.00	475	3.77			
				DOOR-TO-DOOR/PRIVATE HA	P	\$15.00	650	5.16			
				DOOR-TO-DOOR/PRIVATE HA	P	\$12.00	300	2.38			
				DOOR-TO-DOOR/PRIVATE HA	P	\$14.00	300	2.38			
				MUNICIPALLY OWNED	S	Null	2,576	20.44			
<b>Totals:</b>							<b>8,444</b>	<b>70.06</b>			
				<b>Total Households Participating:</b>							
				<b>Total Households:</b>				<b>12,052</b>			

**Total Tons:** **Zero**

Open Dumps			
Dumps Cleaned	Tons Collected	Cleanup Cost	Dumps Remaining
3	0		0

Funds Received		
STATE	LITTER GRANT	\$48,843.54
<b>Totals:</b>		<b>\$48,843.54</b>

Recycling			
Door-to-Door			
Avail?	Owner	OP Area	# of House

Enforcement			
Verbal Warnings	Warning Letters	Citations Issued	Court Actions
0	0	0	0

Fees Collected	
CONVENIENCE CENTER	\$296,605.86
GARBAGE COLLECTION	\$178,000.00
LANDFILL USER FEES	Zero
PROCEEDS FROM SALE OF RECYCLABLES	\$31,861.90
<b>Totals:</b>	<b>\$506,467.76</b>

Drop-off		Composting/	
#Public (Pu)	#Private (Pr)	#Public (Pu)	#Private (Pr)
1 (PU)	0 (PR)	0 (PU)	0 (PR)

Yard Waste Tons Collected		
		<b>Zero</b>
Litter Costs / Litter Bags / Miles of Litter Cleaned		
<b>\$59,546.92</b>	<b>4,887</b>	<b>476</b>

**Educational Activity:**

COLLECTION: None reported.

DISPOSAL: None reported.

RECYCLING/REDUCTION: None reported.

ANTI-LITTERING: None reported.

ANTI-DUMPING: None reported.

ENFORCEMENT: None reported.

SITING: None reported.

**Special Events:**

**Department for Environmental Protection  
Division of Waste Management  
2010 County Annual Report Summary**

**NELSON**

SW Coordinator Brad Spaulding

160

Disposal				MANDATORY		Collection			Recyclables			
		Avg. \$ per Ton:	\$25.00			Avg. \$ per Month per Household		\$13.20				
Disposal Facility		Permit#	#Tons	\$Per Ton	Collection Sys	Primary(P)	Monthly \$	#	%	Accepted	Amount	Unit
NELSON COUNTY FISCAL CO		09000001	53,039	\$25.00	DOOR-TO-DOOR/PRIVATE HA	S	Null	600	3.8	ASPHALT	10,000.00	TONS
					MUNICIPALLY OWNED	P	\$13.90	4,600	29.11	CARDBOARD	245.00	TONS
					MUNICIPALLY OWNED	P	\$12.50	10,750	68.04	ELECTRONIC SCRAP	15.75	TONS
										GLASS	71.46	TONS
										LEAD ACID BATTERIES	200.00	EACH
										METALS FERROUS (STEEL...)	15,950.00	TONS
										METALS NON-FERROUS	405.00	TONS
										MIXED RESIDENTIAL PAPER	50.17	TONS
										NEWSPRINT	294.78	TONS
										PLASTIC (2 LTR POP BTLS [PET])	57.22	TONS
										PLASTIC (MILK JUGS [HDPE])	24.21	TONS
										PLASTICS NS NONSPECIFIC	5.68	TONS
										STEEL CANS (TIN CANS)	4.71	TONS
										TIRES	20,792.00	TIRES
										USED BEVERAGE CANS	9.99	TONS

Open Dumps				Funds Received			
Dumps Cleaned	Tons Collected	Cleanup Cost	Dumps Remaining				
2	458.02	\$49,457	1	STATE	EMER DUMP GRANT	\$5,739.40	
				STATE	LITTER GRANT	\$58,383.08	
				STATE	OPEN DUMP GRANT	\$45,019.90	
				STATE	RECYCLING GRANT	\$26,950.00	
				<b>Totals:</b>			
				<b>\$136,092.38</b>			

Recycling			
Door-to-Door			
Avail?	Owner	OP Area	# of House
<input checked="" type="checkbox"/>	CO	CO	550

Enforcement				Fees Collected				Drop-off				Composting/				Yard Waste Tons Collected			
Verbal Warnings	Warning Letters	Citations Issued	Court Actions					#Public (Pu)	#Private (Pr)	#Public (Pu)	#Private (Pr)	#Public (Pu)	#Private (Pr)	#Public (Pu)	#Private (Pr)	Null			
8				FRANCHISE FEE		\$31,347.75		1 (PU)	0 (PR)	1 (PU)	0 (PR)								
				GARBAGE COLLECTION		\$3,621,409.00													
				LANDFILL USER FEES		\$2,039,589.92													
				OTHER		\$189,850.00													
				PROCEEDS FROM SALE OF RECYCLABLES		\$10,182.60													
				<b>Totals:</b>															

**Educational Activity:**

COLLECTION: Seminars were given to local elementary schools and professional groups describing Nelson County's Solid Waste Program.

DISPOSAL: Seminars were given to local elementary schools and professional groups describing Nelson County's Solid Waste Program.

RECYCLING/REDUCTION: Seminars were given to local elementary schools and professional groups describing Nelson County's Solid Waste Program. Coordinated with Nelson Co. High School, St. Gregory Elementary, Bardstown School System, Cox Creek Elementary and Bloomfield School to recycle plastics and white office paper. Provided a recycle roll-off covered container for storage of these items. Continue Curbside recycling within certain subdivisions within Nelson County. Bloomfield, New Haven and Bardstown operate drop off locations. Items recycled include #1 and #2 plastics, newspapers and aluminum cans.

**Special Events:**

Bulky Item Pickup  
Escrap Recycling  
HWW Program  
Sponsored Roadside Cleanup for non-profit orgs

**Department for Environmental Protection  
Division of Waste Management  
2010 County Annual Report Summary**

**NICHOLAS**

SW Coordinator Dana Price

Part-time

Disposal				UNIVERSAL Collection				Recyclables		
		Avg. \$ per Ton:	\$30.00			Avg. \$ per Month per Household	\$13.67			
Disposal Facility	Permit#	#Tons	\$Per Ton	Collection Sys	Primary(P)	Monthly \$	#	%	Accepted	Amount Unit

MASON COUNTY	08100006	1,563	\$21.75	CONVENIENCE CENTER	S	Null	Null		CARDBOARD	54.02 TONS
RUMPKE OF KY MONTGOMER	08700003	1,887	\$38.25	DOOR-TO-DOOR/FRANCHISE	P	\$15.83	641	22.17	GLASS	3.76 TONS
				MUNICIPALLY OWNED	P	\$11.50	887	30.68	METALS FERROUS (STEEL...)	26.00 TONS
<b>Totals:</b>		<b>3,449.60</b>		<b>Total Households Participating:</b>			<b>1,528</b>	<b>52.85</b>	NEWSPRINT	8.63 TONS
				<b>Total Households:</b>			<b>2,891</b>		PLASTIC (2 LTR POP BTLS [PET])	1.10 TONS
									PLASTIC (MILK JUGS [HDPE])	0.34 TONS
									PLASTICS NS NONSPECIFIC	0.92 TONS
									<b>Total Tons:</b>	<b>94.77</b>

Open Dumps			
Dumps	Tons	Cleanup	Dumps
Cleaned	Collected	Cost	Remaining
0	0		

Funds Received		
STATE	LITTER GRANT	\$15,044.77
<b>Totals:</b>		<b>\$15,044.77</b>

Recycling			
Door-to-Door			
Avail?	Owner	OP Area	# of House

Enforcement			
Verbal	Warning	Citations	Court
Warnings	Letters	Issued	Actions
0	0	0	0

Fees Collected	
CONVENIENCE CENTER	\$39,605.83
PROCEEDS FROM SALE OF RECYCLABLES	\$4,861.62
<b>Totals:</b>	<b>\$44,467.45</b>

Drop-off		Composting/	
#Public (Pu)	#Private (Pr)	#Public (Pu)	#Private (Pr)
1 (PU)	0 (PR)	0 (PU)	0 (PR)

Yard Waste Tons Collected		
Litter Costs	Litter Bags	Miles of Litter Cleaned
<b>\$18,797.35</b>	<b>1,195</b>	<b>77</b>

**Educational Activity:**

COLLECTION: n/a  
DISPOSAL: n/a  
RECYCLING/REDUCTION: Children are encouraged to recycle.  
ANTI-LITTERING: Adopt-a-Highway, organizations in schools are encouraged to join.  
ANTI-DUMPING: n/a  
ENFORCEMENT: n/a  
SITING: n/a

**Special Events:**

**Department for Environmental Protection  
Division of Waste Management**

**NKSWMA**

SW Coordinator Mary F. Dickey

Full-time

**2010 County Annual Report Summary**

Boone, Campbell, and Kenton Counties

Disposal				UNIVERSAL Collection				Recyclables			
Avg. \$ per Ton: \$36.79				Avg. \$ per Month per Household \$11.32							
Disposal Facility	Permit#	#Tons	\$Per Ton	Collection Sys	Primary(P)	Monthly \$	#	%	Accepted	Amount	Unit

BAVARIAN LANDFILL	00800004	83,924	\$25.75
EPPERSONS TRASH HAULIN	04100004	203,557	\$36.12
RUMPKE (COLERAIN, OH)	OHIO	23,097	\$36.75
RUMPKE OF KY PENDLETON	09600001	198,817	\$48.53

**Totals:** **509,394.35**

DOOR-TO-DOOR/FRANCHISE	S	\$11.22	66,608	47.02
DOOR-TO-DOOR/FRANCHISE	S	\$9.46	31,881	22.5
DOOR-TO-DOOR/PERMIT	P	\$13.27	40,477	28.57
TRANSFER STATION	S	Null	Null	
			<b>138,966</b>	<b>98.09</b>
			<b>141,668</b>	

**Total Households Participating:**

**Total Households:**

ANTIFREEZE / ETHYL GLYCOL	8,904.87	GAL
ASPHALT	120.00	TONS
CARDBOARD	18,632.00	TONS
CO-MINGLED RECYCLABLES	61,314.00	TONS
COMPOST MTLs/ YARD WASTE	994.39	TONS
CONCRETE	500.00	TONS
ELECTRONIC SCRAP	564.68	TONS
GLASS	400.00	TONS
LEAD ACID BATTERIES	10,179.00	EACH
METALS FERROUS (STEEL...)	22,328.99	TONS
METALS NON-FERROUS	8,404.00	TONS
MIXED RESIDENTIAL PAPER	3,804.03	TONS
MOTOR OIL	996,117.00	GAL
NEWSPRINT	1,000.00	TONS
OFFICE PAPER MIXED	15,398.26	TONS
OFFICE PAPER WHITE	1,000.00	TONS
PAINT	80,530.00	GAL
PLASTIC (2 LTR POP BTLS [PET])	100.00	TONS
PLASTIC (MILK JUGS [HDPE])	100.00	TONS
PLASTICS NS NONSPECIFIC	1,009.00	TONS
PRINTER TONER CARTRIDGES	10,986.00	UNITS
STEEL CANS (TIN CANS)	1,050.00	TONS
TIRES	7,114.69	TIRES
USED BEVERAGE CANS	585.50	TONS

**Total Tons:** **137,304.85**

Open Dumps			
Dumps Cleaned	Tons Collected	Cleanup Cost	Dumps Remaining
0	0	\$0	18

Funds Received		
STATE	HHW GRANT	\$22,947.00
STATE	LITTER GRANT	\$282,539.97

**Totals:** **\$305,486.97**

Recycling			
Door-to-Door			
Avail?	Owner	OP Area	# of House
<input checked="" type="checkbox"/>	PR	CI	4425
	PR	LA	30653
	PR	R	31490

Enforcement			
Verbal Warnings	Warning Letters	Citations Issued	Court Actions
0	0	0	0

Fees Collected	
GARBAGE COLLECTION	Zero
LANDFILL USER FEES	\$125,019.99
OTHER	\$30,000.00
PROCEEDS FROM SALE OF RECYCLABLES	\$10,397.16
<b>Totals:</b>	<b>\$165,417.15</b>

Drop-off		Composting/	
#Public (Pu)	#Private (Pr)	#Public (Pu)	#Private (Pr)
# (PU)	9 (PR)	0 (PU)	1 (PR)

Yard Waste Tons Collected		
994.00		
Litter Costs / Litter Bags / Miles of Litter Cleaned		
<b>\$589,376.70</b>	<b>48,937</b>	<b>11628</b>



**Department for Environmental Protection  
Division of Waste Management  
2010 County Annual Report Summary**

**NKSWMA**

**SW Coordinator** Mary F. Dickey

Full-time

Boone, Campbell, and Kenton Counties - cont'd

**Educational Activity:**

Boone county SWC provided monthly updates to the NKSWMA Governing Body regarding education and all NKSWMA events coordinated monthly to bi-monthly meetings with the Solid Waste coordinators of Kenton and Campbell counties.  
Newspaper column provided for use in the NKSWMA & on NKSWMA webpage  
NKSWMA Website: [www.boonecountyky.org/nkswma/](http://www.boonecountyky.org/nkswma/) operated and updated regularly by Boone County  
Bi-Monthly Meetings for the NKSWMA Technical Advisory committee (Boone SWC, Recording Secretary)  
NKSWMA Resource Guide and Updated NKSWMA Resource Guide posted online and distributed to citizens at various exhibits, mail outs, and events conducted by Boone, Campbell, & Kenton counties  
Northern Kentucky recycling Information distributed to citizens at various exhibits, mail outs, and events conducted by Boone, Campbell, & Kenton counties  
Periodic meetings of the NK Household Hazardous Waste Action Coalition (Education and awareness campaign) — activities and documentation found in education appendix of the Annual Report)  
“The Interchange” — quarterly publication for area businesses to participate in waste exchanges among companies in Northern Kentucky and Great Cincinnati  
“Landscapes” Conservation District quarterly newsletter  
Recycling information for each NKSWMA county listed in Cincinnati Bell Yellow Pages’ 2010 Directory Recycling Program  
NKSWMA HHW Event (April) — sent PSA and flyers, cable show, website, etc. (documentation under November 2010)  
NKSWMA HHW Event (November) — sent PSA and flyers, cable show, website, etc. (documentation under November 2010)  
Trash TV PSA— cable show for NKSWMA created and hosted by Becky Haltermon; shows feature businesses, schools, clubs, solid waste/environmental programs and other special events. The program airs Tuesday and Thursdays on government access Channel 15 (copies of shows are available upon request (DVD5))  
PSA: Spring Cleanup events in Boone, Kenton & Campbell Counties (documentation under April 2010)  
PSA: Fall Cleanup events in Boone, Kenton & Campbell Counties (documentation under October 2010)  
Continuous planning of the Northern Kentucky Household Hazardous Waste Community Outreach Initiative  
America Recycles Day — PSA and event postings; Boone encouraged County employees to buy recycled and recycle office paper (documentation under November 2010)

**Ongoing Programs:**

Boone County Solid Waste website: [www.boonecountyky.org/nkswma/](http://www.boonecountyky.org/nkswma/) updated regularly  
Newspaper Column (column also appeared on Boone County webpage, Santo’s blog, and was sent to each of the Cities):  
Distributed anti-tiller brochures, anti-cigarette Litter brochures, and anti garbage mismanagement brochures as well as information on recycling and Litterbug Spotter programs  
Litterbug Spotter Program sent out letters of reprimand to litterbugs who had been caught  
Monthly Programming:  
January  
Litter Abatement Campaign — Litterbug Spoiler Program: 25 reports  
Recycling Guide now online: <http://www.boonecountyky.org/bcswm/rg06.pdf>, updated weekly  
Christmas tree recycling nky.com 1/3/10; Christmas Treecycling Program: 1/5/10 and 11/8/10; Flyers, PSA: ‘Christmas Treecycling’; Webpage: Boone County Solid Waste <http://www.boonecountyky.org/NKSWMA/> and County webpage.  
What’s Happening sent out 1/6/10.  
Litter brochures printed  
Earth Share tips updated on website <http://www.boonecountyky.org/nkswma/>  
Outreach information given to City of Covington  
Parks Partnership -Parks Recycling / Litter-Free Program planning  
Facebook - updated weekly  
February  
Litter Abatement Campaign — Litterbug Spotter Program: 18 reports  
Go Green/Save Green - email sent out to all county employees, cities and other counties.  
Outreach - Planning with NKU students for Earth Day  
Parks Partnership - Parks Recycling/Litter-Free Program planning  
Calendar Contest - DVD’s were distributed to families of the winners.  
Battery Recycling Program -Planning stages to start new program  
Earth Share tips updated on website <http://www.boonecountyky.org/nkswma/>  
HHW Event- Partnering with SD1, Toyota, Bavarian, Rumpke, and other local businesses.  
March  
Litter Abatement Campaign—Litterbug Spoiler Program: 24 reports  
Litter Abatement Campaign—Great American Cleanup: Flyer, PSA “Great American Cleanup in Boone County” and posted on website  
HHW Event - Partnering with SD1, Toyota, Bavarian, Rumpke, and other local businesses  
Presentation - 3/5 presentation at local Girl Scout meeting; 3/25/10 presentation at Yealey Elementary; 3/24/10 presentation to a local Girl Scout troop  
Public Outreach – “Go Green to Save Green” email sent out to all county employees, cities and other counties.  
Brochures - Litter, dump and cigarette brochures are now available online. [www.boonecountyky.org/nkswma/](http://www.boonecountyky.org/nkswma/)

**Special Events:**

Boone Quit the Littering Event  
Boone Trash for Cash  
Boone Where Have you Bin? Event  
Christmas Treecycle  
Commonwealth Cleanup Week  
Earth Day and Great American Cleanup  
Fall Litter Abatement and Fall Cleanup Event  
HHW Collection Event  
Kenton Community Cleanups  
Kenton We Care about the environment Events  
Litterbug Spotter Appreciation Reception at Park  
Riversweep  
Spring Litter Abatement and Fall Cleanup Event  
Waterific

**Department for Environmental Protection  
Division of Waste Management  
2010 County Annual Report Summary**

**NKSWMA**

Boone, Campbell, and Kenton Counties - cont'd

**SW Coordinator** Mary F. Dickey

Full-time

NKSWMA web site updated regularly.

Parks Partnership-Brochures printed, t-shirts made, signs and banners printed. Emails and newsletter sent out about the program to over 35,578 residents

Recycling Outreach- spoke to numerous schools about recycling programs and bins

Prescription Drug Program -working with SDI and NKY Drug Strike Force

Spring Cleanup flyers and PSA's sent out

Go Green/Save Green - email sent out to all county employees, cities and other counties.

Battery Recycling Program -Planning stages to start new program

April

Litter Abatement Campaign — Litterbug Spoiler Program: reports

Litter Abatement Campaign: Great American Cleanup —15 volunteers cleaned up 3 miles of trash.

HHW Event -4/24/10 largest HHW event in Northern KY

Battery Recycling Program -Kick-off 4/3/10 collection of rechargeable batteries. Flyers and emails sent out to local cities and residents.

Earth Day: 4/22/010 hosted Information booth at NKU.

Go Green/Save Green - email sent out to all county employees, cities and other counties.

Participation in Cincinnati Bell Directory Recycling program

Webpage: 'Burn Ban' Boone County Solid Waste <http://www.boonecountkyky.org/bcswm/> Presentations: 4/5/10 presentation to 500 North Pointe people at PTA meeting, 4/6/10 Presentation to Florence Elementary K5th grade.

River Sweep-Flyers, PSA and posters are in the process of being developed

Solid Waste Web pages – updated daily [www.boonecountkyky.org/bcswm/](http://www.boonecountkyky.org/bcswm/)

Trash for Cash - one group picked up Litter off local roads.

Spring Cleanup -PSA's, poster, flyers, emails and newspaper articles sent out. The cleanup was a great success.

Parks Partnership - 4/1/10 kickoff to the Recycling / Litter-Free Program

Community Service Workers - 2 workers picked up Litter off local roads for community service.

Earth Day Award - Dickey received the Environmental Quality Commission's Lifetime Achievement Award

Promotion of Arbor Day 4/10/10

Recycling bins For School - 'Where have you bin?' - emails to teachers and principals.

May

Litter Abatement Campaign — Litterbug Spoiler Program: reports 25

Litter Abatement Campaign: River Sweep —5/21/10 coordinators meeting; flyers, posters, and letters were mailed and delivered. Website created <http://www.boonecountkyky.org/displayeventdetails.aspx?eventid=1176>

River Sweep added to Rabbit Hash General Store website <http://www.rabbithash.com/>

PSA sent out

Litter Abatement Campaign - Santos (Seasonal Help) wrote for the monthly column in the Boone County recorder - Oil spill local lessons

Litter Abatement Campaign: Kids Can Make a Difference Club - 6/19 1 meeting of the club and will the club meets every week in the summer

Blog: Santos created a Blog "What is the Name of ECO-ED?!"

Save Green/Go Green - email sent out to all county employees, cities and other counties.

Litter Abatement Campaign GAC - Cleanup results - email, PSA and website update

Go Green/Save Green - email sent out to all county employees, cities and other counties.

Burn Ban began on 5/1 emails and PSA's sent out

Diversion program -2 workers picked up Litter off local roads for community service.

APWA Employee of the Year -5/6/10 Chapman received an award in Cincinnati

Public Outreach- 5/22/10 flyers, goodies and information handed out at the Boone County Public Works Event

Presentations: 5/20 New Haven Elementary School, 6/19 presentation to Conner's earth Club

Trash for Cash -8 groups participated in the program

Presidents Climate Commitment Task Force - Santos attended 6/19/10

Recycling bins For School - 'Where have you bin?' - emails to teachers and principals.

What's Happening - sent to all Boone County residents -The Choices We Make Do Make a Difference

Community Outreach - How-to guide for schools wanting to start Environmental Groups is available

June

Litter Abatement Campaign—Litterbug Spotter Program: 42 reports

Litter Abatement Campaign —Emails went out about program starting 7/1

Litter Abatement Campaign — River Sweep: Bulk Email, PSA's, news articles and posters went out. Successful cleanup with over 350 volunteers, Results PSA, news article and web page update

Litter Abatement Campaign: Kids Can Make a Difference Club - meets every week in the summer

Go Green/Save Green - email sent out to all county employees, cities and other counties.

Blog: was linked to Santo's article and had numerous hits

Trash for Cash -7 cleanups are scheduled for July

Promotion of Florence Reuse Center

Diversion Program - Three participated in River Sweep for community service hours

Parks Partnership – SD1 Donated two rain barrels to the parks department

Presentations:

**Department for Environmental Protection  
Division of Waste Management**

**NKSWMA**

**SW Coordinator** Mary F. Dickey

Full-time

**2010 County Annual Report Summary**

**Boone, Campbell, and Kenton Counties - cont'd**

6/9/10 Solid waste and River Sweep flyers were passes out at the Florence freedom Game.

Prescription Drug Program - working with SDI and NKY Drug Strike Force

Community outreach . APWA took tour at the Bavarian Landfill and Gas Plant.

Recycling bins For School "Where have you bin?" - presentation at the principals meeting. Flyers created and bins ordered for the schools

Student Resource Guide Contest - Guide Is created through research and the contest flyers are made.

July

Litter Abatement Campaign —20 reports - Litterbug Spoiler Program: informational tellers sent to litterbugs; invitations were mailed to spotters for the Annual Appreciation Reception

Litter Abatement Campaign - Bumper slickers were created and printed

Blog: was linked to Santos article and had numerous hits

Go Green/Save Green - email sent out to all county employees, cities and other counties.

Litter Abatement Campaign — Trash for Cash: 8 groups did cleanups and letters to the editor.

Litter Abatement Campaign - Santos (Seasonal Help) wrote for the monthly column in the Boone County recorder - Jobs vs. the environment

Litter Abatement Campaign: Kids Can Make a Difference Club - meets every week in the summer

Update to SW pages- redesigned the Household Hazardous Waste Action Coalition's Webpage [www.nkyhww.org/mx/hm.asp?id=home](http://www.nkyhww.org/mx/hm.asp?id=home); update to resource guide

Diversion Program - Five participated In community program

Community Outreach- No Child Left Inside - participated in "wikispaces" online and ongoing conferences.

Trash TV - Local high school student created song for show.

Recycling bins For School – "Where have you bin?" - Bins were delivered to the schools

August

Litter Abatement Campaign — Litterbug Spotter Program: 23 reports; Annual Appreciation Reception for litterbug spotters was a success.

Blog: was linked to Santo's article and had numerous hits

Go Green/Save Green - email sent out to all county employees, cities and other counties.

Litter Abatement Campaign — Trash for Cash: 8 letters sent to the editor of the Boone County Recorder for cleanups held in August

Litter Abatement Campaign — Quit the Littering Coloring Calendar Contest Is being developed; PSA, flyers, web sites. The entry form and contest rules were dropped off at all the schools

Litter Abatement Campaign - Santos (Seasonal Help) wrote for the monthly column in the Boone County recorder -

"What's Happening in Boone County?" Fall 2010 Edition —40,000 publications sent to Boone County residents

Recycling Outreach - Boone County Fair - flyers and Litter items were given away; Recycling program instituted at Boone County Fair to raise awareness 15 large bags of bottles and cans were recycled during the fair

Litter Abatement Campaign: Kids Can Make a Difference Club - meets every week in the summer, program will end last week in August

Webpage: 'Tips on Earth Share' and upcoming events Boone County Solid Waste <http://www.boonecountky.org/bcswm/>

Diversion Program - two participated in community program

Outreach - HHW Event- planning and designing of the event and flyers. Event is on 11/6/10

Recycling bins For School - 'Where have you bin?' - Bins were delivered to the schools

Update to SW pages- redesigned the Household Hazardous Waste Action Coalition's Webpage [www.nkyhww.org/mx/hm.asp?id=home](http://www.nkyhww.org/mx/hm.asp?id=home); update to resource guide

Trash TV - Local students are creating commercials and PSA's on littering

September

Litter Abatement Campaign — Litterbug Spotter Program -25 reports

Litter Abatement Campaign — Trash for Cash: 9 letters sent to the editor of the Boone County Recorder for cleanups held in September

Blog: was linked to Santo's past articles and had numerous hits

Go Green/Save Green - email sent out to all county employees, cities and other counties.

Diversion Program - two participated in community program

Presentation outreach - scheduling for the school year

Litter Abatement Campaign—Quit the Littering Coloring Calendar Contest flyers passed out to all schools in Boone County along with PSA, posters and web sites  
Coloring contest <http://www.boonecountky.org/bcswm/CalendarContest/2010/default.aspx> and Mercury and TV recycling Event on the calendar of events.

Update resource guide

Burn Ban ends September30

Outreach recycling -

Outreach HHW cleanup - PSA, Flyers and web sites updated and handed out. Event is on 11/6/10

Trash TV - Local students are creating commercials and PSA's on littering

Fall Cleanup - PSA's and flyers passed out. Web site updated date of cleanup 10/18-10/24. Mass mailing to home owners associations, cities and some residents about the cleanup.

Prescription Drug Program - working with SDI and NKY Drug Strike Force - Drop boxes are in place in local police stations

Litter Outreach - 'Green Game' 9/10 Boone County High School Cheerleaders picked up Litter along Route 18 and recycled all bottles and cans during and after the football game. They collected 15 bags of Litter In which 9 of the bags were recycled.

Litter Outreach -"Green Game" 9/24 Conner High School Football picked up Litter along Conner Rd. and Cougar path and the campus and recycled all bottles and cans during and after the football game. They collected 24 bags of Litter in which 8 of the bags were recycled.

Litter Outreach 'Green Game' 9/17 Conner High School Wrestling, picked up Litter along North Bend Rd and. Cougar path and the campus and recycled all bottles and cans during and after the football game. They collected 24 bags of litter in which 8 of the bags were recycled

23 DEP 6061 (2/04) Additional Education and Outreach performed by Boone County continued (also see Appendix I): I

**Department for Environmental Protection  
Division of Waste Management  
2010 County Annual Report Summary**

**NKSWMA**

Boone, Campbell, and Kenton Counties - cont'd

**SW Coordinator** Mary F. Dickey

Full-time

**October**

Litter Abatement Campaign — Litterbug Spoiler Program: 18 reports

Go Green/Save Green - email sent out to all county employees, cities and other counties.

Litter Abatement Campaign — Trash for Cash: Is completed for 2010.

Fall Cleanup: PSA's, flyers and mass emails and mailings still ongoing. Cleanup was a success and results were sent out on PSA's, and updated on the web pages.

Litter Abatement Campaign — Quit the Littering Coloring Calendar Contest ended 10/30, Most entries ever received.

Presentation: 10/15 North Pointe Elementary 200 3rd graders

Diversion Program - Two participated in River Sweep for community service hours

HHW Event- planning and designing of the event and flyers

Prescription Drug Program - working with SDI and NKY Drug Strike Forces passing out flyers

**November**

Litter Abatement Campaign -, Litterbug Spoiler Program: 16 reports

Go Green/Save Green - email sent out to all county employees, cities and other counties.

Litter Abatement Campaign — Quit the Littering Coloring Calendar Contest: we had 623 entries; judging occurred on 11/12 and winners were notified 11/15, PSA's and mass emails and mailing were sent out; website updated with winners.

Litter Abatement Campaign - Student Resource Guide contest ended: judging occurred on 11/12 and winner was notified,

Christmas Treerecycling - PSA, mass emails and website update. Flyers delivered to local businesses

Promotion of "Boone, Campbell and Kenton Counties Conservation Districts" Landscapes'

Diversion Program - 3 workers for community service hours

HHW Event- the event was huge success. 738 Northern KY residents participated.

Litter Outreach - "Green Game" 11/6 Conner High School Earth Club, picked up Litter along Turfway Rd. and during the HHW event and recycled all bottles and cans during and after the event. They collected 26 bags of Litter in which 9 of the bags were recycled

Litter Outreach - "Green Game" 11/7 Boone County High School Cheerleaders, picked up Litter along Route I Band recycled all bottles and cans during and after the football game. They collected 16 bags of Litter in which 12 of the bags were recycled,

Community Outreach - Composting event in the planning stages for spring. We will be Partnering with the Boone County Extension Services, Prescription Drug Program - working with SDI and NKY Drug Strike Force - passing out flyers

**December**

Litter Abatement Campaign — Litterbug Spoiler Program: informational letters sent to litterbugs

Litter Abatement Campaign — Quit the Littering Coloring Calendar Contest: Recognition of winners at the Boone County Fiscal Court meeting on 12/21; Bulk email: to all county employees about calendars. 10,500 calendars distributed to area schools; Webpage: "Calendar Contest Winners!" Boone County Recorder

"Boone County announces calendar winners.

Litter Abatement Campaign - Student Resource Guide's were distributed and winner was recognized at the Fiscal Court meeting on 12/21

Christmas Treecycling: Bulk emails: "Christmas Treecycling Program for Northern Kentucky" 12/15; Flyer; PSA "Christmas Treecycling" news article

<http://communitypress.cincinnati.com>

Go Green/Save Green - email sent out to all county employees, cities and other counties.

Updated Northern Kentucky Solid Waste Resource Guide: updated [VN.w.boonecountyky.org](http://VN.w.boonecountyky.org)

Solid Waste web page - updated with 2011 events

Promotion Craigslist - advertise to get rid of unwanted items

Litter Outreach "Green Game" 12/11 Ockerman Speech and Drama, picked up Litter along Route 42 and on the campus, They recycled all bottles and cans during and after the event. They collected 8 bags of Litter in which 7 of the bags were recycled.

What's Happening - Article was submitted for January

Promotion of Florence Reuse Center

Presentation: 12/2 Ockerman Middle School- 8th graders, 12/9 National College-Environmental class

**Department for Environmental Protection  
Division of Waste Management  
2010 County Annual Report Summary**

**OHIO**

SW Coordinator Larry Morris

100

Disposal				UNIVERSAL		Collection			Recyclables				
		Avg. \$ per Ton:	\$37.26			Avg. \$ per Month per Household		\$14.69					
Disposal Facility	Permit#	#Tons	\$Per Ton	Collection Sys	Primary(P)	Monthly \$	#	%	Accepted	Amount	Unit		
DAVIESS COUNTY FISCAL CO	03000004	1	\$24.25	COLLECTION BOXES	S	Null	310	3.21	CARDBOARD	156.40	TONS		
HOPKINS REGIONAL LANDFIL	05400012	342	\$52.88	COLLECTION BOXES		Null	395	4.09	LEAD ACID BATTERIES	802.00	EACH		
OHIO COUNTY FISCAL COURT	09200010	16,643	\$34.65	DOOR-TO-DOOR/PERMIT	P	\$15.00	50	.52	METALS FERROUS (STEEL...)	14,400.00	TONS		
Totals:	16,985.40			DOOR-TO-DOOR/PERMIT	P	\$14.00	14	.14	MIXED RESIDENTIAL PAPER	23.01	TONS		
				DOOR-TO-DOOR/PERMIT	P	\$16.00	265	2.74	MOTOR OIL	1,600.00	GAL		
				DOOR-TO-DOOR/PERMIT	P	\$21.38	40	.41	NEWSPRINT	32.33	TONS		
				DOOR-TO-DOOR/PERMIT	P	\$15.00	65	.67	OFFICE PAPER MIXED	2.42	TONS		
				DOOR-TO-DOOR/PERMIT	P	\$15.00	100	1.04	OFFICE PAPER WHITE	2.26	TONS		
				DOOR-TO-DOOR/PERMIT	P	\$17.00	133	1.38	PLASTICS NS NONSPECIFIC	10.40	TONS		
				DOOR-TO-DOOR/PERMIT	P	\$15.00	1,100	11.39	PRINTER TONER CARTRIDGES	1,000.00	UNITS		
				LANDFILL (SELFHAUL)		Null	Null		STEEL CANS (TIN CANS)	10.00	TONS		
				MUNICIPALLY OWNED	P	\$9.50	1,150	11.9	TIRES	2.00	TIRES		
				MUNICIPALLY OWNED	P	\$9.00	1,450	15.01	USED BEVERAGE CANS	300.15	TONS		
		Total Households Participating:						5,072	52.51	Total Tons:			14,936.97
		Total Households:						9,660					

**Department for Environmental Protection  
Division of Waste Management  
2010 County Annual Report Summary**

**OHIO**  
Continued

**SW Coordinator** Larry Morris

100

etc) at events throughout the year; the back of the SWC's business cards explains KRS and the fine for littering.

**ANTI-DUMPING:** Patrols by SWC, Sheriff and litter officer on roads when time permits; newspaper articles explaining spring and fall cleanups; No Dumping signs on roads; back of SWC's business cards explains KRS include the maximum penalties.

**ENFORCEMENT:** DWM Officer and SWC gives warnings and require cleanup when appropriate. Sheriff issues citations or requires cleanup when names are found.

**SITING:** None reported.

**Department for Environmental Protection  
Division of Waste Management  
2010 County Annual Report Summary**

**OLDHAM**

SW Coordinator Linda Fountain

Part-time

Disposal				UNIVERSAL Collection				Recyclables			
		Avg. \$ per Ton:	\$47.00			Avg. \$ per Month per Household	\$15.83				
Disposal Facility	Permit#	#Tons	\$Per Ton	Collection Sys	Primary(P)	Monthly \$	#	%	Accepted	Amount	Unit

VALLEY VIEW LANDFILL INC	11200002	34,770	\$52.75
WASTE MGMT OF KY INC DBA	05600028	729	\$41.25

DOOR-TO-DOOR/FRANCHISE	S	\$13.50	16,149	85.58
DOOR-TO-DOOR/PERMIT	P	\$17.00	350	1.85
DOOR-TO-DOOR/PERMIT	P	\$17.00	873	4.63

ANTIFREEZE / ETHYL GLYCOL	42.71	GAL
ASPHALT	50.00	TONS
CARDBOARD	235.46	TONS
CO-MINGLED RECYCLABLES	772.66	TONS
COMPOST MTLs/ YARD WASTE	258.22	TONS
CONCRETE	170.00	TONS
CONSTRUCTION/DEMOLITION D	250.00	TONS
ELECTRONIC SCRAP	72.23	TONS
GLASS	42.01	TONS
LEAD ACID BATTERIES	80.00	EACH
METALS FERROUS (STEEL...)	150.00	TONS
METALS NON-FERROUS	26.20	TONS
MIXED RESIDENTIAL PAPER	97.87	TONS
MOTOR OIL	47.00	GAL
NEWSPRINT	179.12	TONS
OFFICE PAPER MIXED	2.30	TONS
PAINT	1,063.65	GAL
PESTICIDE CONTAINERS	0.36	TONS
PLASTIC (2 LTR POP BTLS [PET])	40.20	TONS
PLASTIC (MILK JUGS [HDPE])	36.53	TONS
PLASTICS NS NONSPECIFIC	19.31	TONS
PRINTER TONER CARTRIDGES	535.00	UNITS
STEEL CANS (TIN CANS)	18.27	TONS
TIRES	31,857.00	TIRES
USED BEVERAGE CANS	38.36	TONS

**Totals:** **35,498.59**

**Total Households Participating:** **17,372** **94.83**  
**Total Households:** **18,319**

Open Dumps			
Dumps Cleaned	Tons Collected	Cleanup Cost	Dumps Remaining
1	0		0

Funds Received		
STATE	HHW GRANT	\$13,981.00
STATE	LITTER GRANT	\$73,116.84
<b>Totals:</b>		<b>\$87,097.84</b>

Recycling			
Door-to-Door			
Avail?	Owner	OP Area	# of House
<input checked="" type="checkbox"/>	PR	CO	150
	PR	CC	355
	PR	CC	3187

**Total Tons:** **2,459.10**

Enforcement			
Verbal Warnings	Warning Letters	Citations Issued	Court Actions
0	60	11	11

Fees Collected	
FRANCHISE FEE	\$39,649.88
OTHER	\$3,800.00
PERMIT FEE	\$350.00
PROCEEDS FROM SALE OF RECYCLABLES	\$32,378.11
<b>Totals:</b>	<b>\$76,177.99</b>

Drop-off		Composting/	
#Public (Pu)	#Private (Pr)	#Public (Pu)	#Private (Pr)
1 (PU)	3 (PR)	0 (PU)	2 (PR)

Yard Waste Tons Collected		
258.00		
Litter Costs / Litter Bags / Miles of Litter Cleaned		
\$73,124.73	2,421	441

**Department for Environmental Protection  
Division of Waste Management  
2010 County Annual Report Summary**

**SW Coordinator** Linda Fountain

Part-time

**OLDHAM**  
Continued

**Educational Activity:**

**COLLECTION:** A) Beginning February 1, 2010 the franchise agreement was renewed for another five year period with Industrial Disposal for residential garbage collection. The ordinance that established the franchise required commercial entities to fold into the franchise at that time. The changes that were negotiated under the new agreement for residential collection are: residents can have up to two roll carts provided by Industrial Disposal at no additional charge. (Old contract allowed for a \$1.00/mo/cart rental fee.) Volume limits are relaxed during the weeks before, of and after Christmas to include New Years Day, and the weeks of and after Thanksgiving, July 4th, Memorial Day and Labor Day.

The price per month decreased slightly from the previous agreement and is firm for the first two years of the contract. In the third, fourth and fifth year, a flat 3% increase will be applied.

The two-day junk drop off held in the spring was eliminated. Residents may still set out one bulk item per week but if they have multiple items, the agreement allows them to use Valley View Landfill located about 8 miles from LaGrange at NO charge. This includes bulk (junk) items as well as extra garbage or yard waste.

The nine county-owned facilities that require waste services are now provided by Industrial disposal at NO charge. Prior to this, the county's cost for waste disposal was \$18,000/year.

Industrial Disposal was also required to send "New Trash Guidelines" to every resident under the franchise prior to the start of the new contract. When a new customer signs up for service in the franchise area, they are mailed the guidelines that are posted on Oldham County's website (see attachment).

B) The Solid Waste Ordinance that established the franchise required that all commercial entities fold into the franchise agreement February 1, 2010. This does not include industrial (manufacturing facilities) or State or Federal entities. The commercial rates include all environmental and fuel surcharge fees. I believe about 90% of the businesses saw a decrease in their monthly rates - some quite substantial. Industrial Disposal furnishes all necessary dumpsters or roll carts. The rates are scheduled to remain the same for the first two years of the contract. In the third, fourth and fifth years of the contract, an annual increase of 3% will be applied on the anniversary of the contract date. The Oldham County Chamber of Commerce sent out a blast email advising businesses of the changes. Packets were prepared and Industrial Disposal sales staff visited or phoned the commercial entities affected to advise of rate schedules which included communication from Oldham County explaining the franchise. (See Attached).

**DISPOSAL:** A) Residents are encouraged to recycle metal items such as white goods, etc. B) We also have information on our website about proper disposal of motor oil, antifreeze, compact fluorescent light bulbs, styrofoam peanuts and tires. C) Residents were also advised whenever inquiries were made that woody waste could be taken to Natural Products for reuse which is a Permit-By-Rule composting facility. D) The Oldham County Extension Office held three Private Pesticide Applicator Training Seminars in January, June and December 2010, a Common Landscape Pests and their Control Class in May 2010 and an Integrated Pest Management & Pesticides Class in November 2010. These seminars and classes educated users about following manufacturer's labels for proper application to minimize contamination and maintaining the appropriate ratio of chemicals for the need.

**RECYCLING/REDUCTION:** A) The Conservation District had 100 fourth grade students participate in Earth Day. Students learned about environmental issues - water, soil and recycling. B) The Extension Office held a Rinse and Return Program for Pesticide Containers in August. C) In March and April 2010, the Extension Office held Master Grazer Seminars (water protection) to educate farmers about rotating livestock in pastures to allow vegetation time to grow and replenish the nutrients in the soil. D) In September 2010, Industrial Disposal began offering a program to encourage more residents to recycle curbside. The program is called RecycleBank and is an incentive-based initiative to motivate residents to recycle. Residents earn points each time they recycle. There is no cost for the resident to participate and projections are a resident could earn over \$110/year in reward dollars to be redeemed at local and national retailers and businesses. The current cost to recycle curbside is \$54 per year. Letters and flyers were sent to Industrial Disposal customers advising of the new incentive program. An article was also in the Courier-Journal and a presentation was made at Fiscal Court which airs on Cable Channel 25 about the RecycleBank initiatives. ( see attached). E) The Oldham County Extension held a Regional Beef Field Day/Seminar in October 2010 on animal mortality composting. Oldham County Animal Control is looking into this as an option for carcass removal which is now being facilitated by a private contractor. F) The County also bales mill-ready cardboard and live load semis at the Center. In 2010, we recycled 149.58 tons of baled cardboard. G) The Extension Office held a Rain Garden Seminar in October 2010 to teach residents about collection and absorption of contaminants into the soil rather than runoff into waterways.

**ANTI-LITTERING:** A) 44 different non-profit organizations participated in our State-funded Anti-Litter Campaign. Groups who chose to segregate recyclables received an additional stipend. Each group was asked to write a letter to the editor of our local newspaper about their experiences. Of the State funds allocated to the Litter Abatement Program, 93% went to the non-profit organizations. I do not believe there is any better way to impact, particularly these young people who are the primary participants, of the negative affects of littering. Because of participating in litter pickup, it is hoped they will not be future litterers when they reach driving age or will think twice about doing so because of participating in this program. See attached. B) Pencils made from recycled denim with the message ERASE LITTER IN OLDHAM COUNTY and bookmarks made from recycled yellow pages and plastic and ones made from recycled currency and plastic with the message Be A Bookworm; Not A Litterbug! Were used as handouts to bring awareness to the County's campaign. They were also used at events and presentations as given out at our recycling center. (enclosed). C) Oldham County Police produced an anti-litter PSA in 2008 which advised the public if someone is observed littering they would be ticketed and incur a \$500 fine and possible court costs. This continued to run on our Government Channel 25 in 2010.

**ANTI-DUMPING:** A) During the year, two watershed planning groups met to discuss alternatives to help with addressing water quality issues in Curry's Fork and Darby Creek. Both initiatives have environmental and watershed education components that address contamination thru dumping and runoff. B) Our Household Hazardous Waste collection provided information on proper disposal rather than dumping chemicals, fertilizers, etc on the ground, down the drain or in waterways. There is also an Alternative Fact Sheet to Hazardous Chemicals posted on Oldham County's website. C) NO DUMPING signage was placed at

**Special Events:**

Christmas Tree Collection-Live  
Conservation Art & Writing Contest  
Drug Take Back Program  
Environmental Career day  
Free Community Shredding  
Household Hazardous Waste Collection  
Land Judging Contest  
Ohio River Sweep  
Oldham County Day



**Department for Environmental Protection  
Division of Waste Management  
2010 County Annual Report Summary**

**OLDHAM**  
Continued

**SW Coordinator** Linda Fountain      Part-time

the Oldham County Recycling Center to help deter illegal dumping and an information number was posted to call for directions on proper disposal of items not accepted at the Recycling Center.

**ENFORCEMENT:** A) The enforcement responsibility for solid waste issues has been transferred to the Code Enforcement Officer in Planning & Development which began in December of 2009. A more proactive approach is being taken rather than only reacting to complaints find 1/3 more issues have been addressed.

**SITING:** The application for placement of a solid waste management facility must be submitted to the Planning & Development Office and include a development plan. It must include the correct zoning or apply for rezoning. After review, it goes before the Planning Commission for final approval. (See Oldham County Comprehensive Zoning Ordinance attached)

**Department for Environmental Protection  
Division of Waste Management  
2010 County Annual Report Summary**

**OWEN**

SW Coordinator Greg Smoot

Part-time

Disposal				UNIVERSAL Collection				Recyclables			
Disposal Facility		Permit#	#Tons	Avg. \$ per Ton: \$29.53 \$Per Ton	Collection Sys	Primary(P)	Monthly \$	#	%	Accepted	Amount Unit
EPPERSONS TRASH HAULIN	04100004	1,927	\$39.85	DOOR-TO-DOOR/FRANCHISE	P	Null	377	8.58	CARDBOARD	4.00	TONS
EPPERSONS TRASH HAULIN	04100004	3,175	\$24.00	DOOR-TO-DOOR/PERMIT	P	\$24.00	811	18.46	METALS FERROUS (STEEL...)	20.00	TONS
VALLEY VIEW LANDFILL INC	11200002	1,279	\$24.75	TRANSFER STATION	S	Null	1,300	29.59	METALS NON-FERROUS	1.00	TONS
<b>Totals:</b>				<b>Total Households Participating:</b>				<b>2,488</b>	<b>52.14</b>	MIXED RESIDENTIAL PAPER	1.00 TONS
				<b>Total Households:</b>				<b>4,772</b>		NEWSPRINT	4.00 TONS

Open Dumps				Funds Received				Recycling			
Dumps	Tons	Cleanup	Dumps					Door-to-Door			
Cleaned	Collected	Cost	Remaining					Avail?	Owner	OP Area	# of House
0	0			STATE	EMER DUMP GRANT	\$10,000.00					
				STATE	LITTER GRANT	\$23,907.59					
				STATE	RECYCLING GRANT	\$109,664.56					
				<b>Totals:</b>							
										<b>Total Tons:</b>	<b>36.00</b>

Enforcement				Fees Collected				Drop-off				Composting/				Yard Waste Tons Collected			
Verbal	Warning	Citations	Court					#Public (Pu)				#Public (Pu)							
Warnings	Letters	Issued	Actions					#Private (Pr)				#Private (Pr)							
1				PROCEEDS FROM SALE OF RECYCLABLES		\$3,060.00		1 (PU)	0 (PR)	0 (PU)	0 (PR)					<b>Litter Costs / Litter Bags / Miles of Litter Cleaned</b>			
				TRANSFER STATION		\$103,096.98										<b>\$29,697.47</b>	<b>1,813</b>	<b>255</b>	
				<b>Totals:</b>															

**Educational Activity:**

COLLECTION: Haulers sent out letters with information on rates and pickup schedule

DISPOSAL: Advertize in local newspaper with operating schedule, Commonwealth Cleanup Week, Free days once a month.

RECYCLING/REDUCTION: Recycling facility burned down. Promotions suspended till reopening.

ANTI-LITTERING: Articles and letters to the editor.

Anti-Dumping: 1 fined, and 1 warned.

ENFORCEMENT: County Sheriff investigates complaints from SWC, Judge Executive and general public; then coordinates on county attorney on course of action.

SITING: Ordinance #99

**Special Events:**

Commonwealth Cleanup Week

Commonwealth Cleanup Week

Flood cleanup

**Department for Environmental Protection  
Division of Waste Management  
2010 County Annual Report Summary**

**OWSLEY**

SW Coordinator Lucy Burroughs

Part-time

Disposal				MANDATORY Collection				Recyclables		
	Avg. \$ per Ton:	\$19.50				Avg. \$ per Month per Household	\$12.00			
Disposal Facility	Permit#	#Tons	\$Per Ton	Collection Sys	Primary(P)	Monthly \$	#	%	Accepted	Amount Unit
RUMPKE OF KY MONTGOMER	08700003	794	\$18.00	COLLECTION BOXES		Zero	Zero		METALS FERROUS (STEEL...)	31.60 TONS
VEOLIA-ES BLUE RIDGE RDF	03300004	3,638	\$21.00	MUNICIPALLY OWNED	P	\$12.00	1,876	96.95	SEWAGE SLUDGE	3.90 TONS
									TIRES	726.00 TIRES
<b>Totals:</b>		<b>4,431.00</b>		<b>Total Households Participating:</b>			<b>1,876</b>	<b>96.95</b>		
				<b>Total Households:</b>			<b>1,935</b>		<b>Total Tons:</b>	<b>35.50</b>

Open Dumps			
Dumps Cleaned	Tons Collected	Cleanup Cost	Dumps Remaining
2	0	\$96,198	20

Funds Received		
FEDERAL	CONSERV GRANT	\$1,000.00
FEDERAL	PRIDE GRANT	\$30,557.31
STATE	LITTER GRANT	\$13,013.83
STATE	OPEN DUMP GRANT	\$157,494.37
<b>Totals:</b>		<b>\$202,065.51</b>

Recycling Door-to-Door			
Avail?	Owner	OP Area	# of House

Enforcement			
Verbal Warnings	Warning Letters	Citations Issued	Court Actions
11	8	3	0

Fees Collected	
GARBAGE COLLECTION	\$260,901.34
OTHER	\$1,000.00
PROCEEDS FROM SALE OF RECYCLABLES	\$1,497.30
<b>Totals:</b>	<b>\$263,398.64</b>

Drop-off		Composting/	
#Public (Pu)	#Private (Pr)	#Public (Pu)	#Private (Pr)
0 (PU)	0 (PR)	0 (PU)	0 (PR)

Yard Waste Tons Collected

Litter Costs	Litter Bags	Miles of Litter Cleaned
\$15,225.13	2,881	242

**Educational Activity:**

**COLLECTION:** Ran 4-wks. notice in local newspaper about delinquent accounts being published. Good results (141 delinquent to 47 delinquent).

**DISPOSAL:** County started offering free disposal on lg. items (appliances, couches, mattresses, etc.). Notice of service was printed on back of garbage bills.

**RECYCLING/REDUCTION:** County, city, school systems & conservation district partners on match for grant with PRIDE to teach recycling in all county schools. Currently attempting to join Wolfe Co. in their recycling endeavors.

**ANTI-LITTERING:** Addressed during spring cleanup and October Roadside PRIDE. County, city, conservation district, as well as other local businesses sponsor a contest for groups from churches, schools, boy scouts, girl scouts & fire depts. Where they can win cash prizes for their groups. About 95% of all roads are usually picked up during these events. The county always has a cookout for volunteers at which time prizes are awarded.

**ANTI-DUMPING:** Same as anti-littering (see above.)

**ENFORCEMENT:** Have Administrative Court in place. Home visits to assist citizens to clean around their homes and sign up for garbage service. Fiscal Court urged prosecution of cases in district court. Heavy penalties were levied and stories featured in the local newspaper.

**SITING:** Ordinance enacted by the Fiscal Court 11/02/2002.

**Special Events:**

Flood Damage cleanup  
October Roadside PRIDE  
River Sweep  
Spring Cleanup

**Department for Environmental Protection  
Division of Waste Management  
2010 County Annual Report Summary**

**PENDLETON**

SW Coordinator FRED EDWARDS

40

Disposal				UNIVERSAL Collection				Recyclables			
Avg. \$ per Ton: \$39.56				Avg. \$ per Month per Household \$12.86							
Disposal Facility	Permit#	#Tons	\$Per Ton	Collection Sys	Primary(P)	Monthly \$	#	%	Accepted	Amount	Unit

RUMPKE OF KY PENDLETON

09600001

6,630

\$39.56

DOOR-TO-DOOR/FRANCHISE P

\$13.75

260

4.44

CARDBOARD

22.00

TONS

**Totals:**

**6,630.10**

DOOR-TO-DOOR/FRANCHISE P

\$12.82

3,500

59.83

ELECTRONIC SCRAP

1.00

TONS

MUNICIPALLY OWNED P

\$12.00

1,250

21.37

GLASS

2.00

TONS

**Total Households Participating:**

**5,010**

**85.64**

**Total Households:**

**5,850**

LEAD ACID BATTERIES

15.00

EACH

MOTOR OIL

1,061.00

GAL

NEWSPRINT

20.00

TONS

OFFICE PAPER MIXED

25.00

TONS

STEEL CANS (TIN CANS)

0.80

TONS

USED BEVERAGE CANS

2.00

TONS

**Total Tons:**

**72.80**

Open Dumps			
Dumps	Tons	Cleanup	Dumps
Cleaned	Collected	Cost	Remaining
0	0		

Funds Received			
STATE	LITTER GRANT	\$28,358.89	
<b>Totals:</b>		<b>\$28,358.89</b>	

Recycling			
Door-to-Door			
Avail?	Owner	OP Area	# of House

Enforcement			
Verbal	Warning	Citations	Court
Warnings	Letters	Issued	Actions
10	3	3	3

Fees Collected	
GARBAGE COLLECTION	\$222,900.00
HOST AGREEMENT	\$466,892.67
PROCEEDS FROM SALE OF RECYCLABLES	Zero
<b>Totals:</b>	<b>\$689,792.67</b>

Drop-off		Composting/	
#Public (Pu)	#Private (Pr)	#Public (Pu)	#Private (Pr)
0 (PU)	1 (PR)	0 (PU)	0 (PR)

Yard Waste Tons Collected		
Litter Costs	Litter Bags	Miles of Litter Cleaned
<b>\$97,955.11</b>	<b>2,210</b>	<b>474</b>

**Educational Activity:**

COLLECTION: Free day at the landfill, telephone calls, pamphlets, presentations and word of mouth.

DISPOSAL: On site visits, free day at the landfill for Rumpke customers who are Pendleton County residents, City of Butler, and Falmouth who have mandatory collection.

RECYCLING/REDUCTION: Five mobile drop off bins located throughout the county for residential items, school and group presentations craft shows and county fairs.

ANTI-LITTERING: Letters to the editor from groups participating in litter pickup program, individuals spreading word about the litter cleanup.

Anti-Dumping: On-site visits and free day at the landfill.

ENFORCEMENT: Solid waste coordinator has enforcement powers and field office branch at Florence is used.

SITING: None

**Special Events:**

Free Day at the Landfill

**Department for Environmental Protection  
Division of Waste Management  
2010 County Annual Report Summary**

**PERRY**

SW Coordinator Rosa Couch

Part-time

Disposal				MANDATORY Collection				Recyclables			
Avg. \$ per Ton: \$37.01				Avg. \$ per Month per Household \$14.81							
Disposal Facility	Permit#	#Tons	\$Per Ton	Collection Sys	Primary(P)	Monthly \$	#	%	Accepted	Amount	Unit

LAUREL RIDGE LANDFILL INC	06300003	32,620	\$37.01	DOOR-TO-DOOR/FRANCHISE	P	\$14.62	5,779	46.76	CARDBOARD	7.71	TONS
				MUNICIPALLY OWNED	S	\$15.00	3,803	30.77	GLASS	2.24	TONS
				TRANSFER STATION	S	Zero	Zero		LEAD ACID BATTERIES	0.53	EACH
<b>Totals:</b>				<b>Total Households Participating:</b>				<b>9,582</b>	<b>84.65</b>	METALS NON-FERROUS	13.35 TONS
				<b>Total Households:</b>				<b>11,319</b>		MOTOR OIL	20.93 GAL
									PLASTIC (2 LTR POP BTLS [PET])	0.63 TONS	
									PLASTIC (MILK JUGS [HDPE])	1.74 TONS	
									PLASTICS NS NONSPECIFIC	0.79 TONS	
									TELEPHONE BOOKS	1.91 TONS	
									USED BEVERAGE CANS	0.17 TONS	

Open Dumps			
Dumps	Tons	Cleanup	Dumps
Cleaned	Collected	Cost	Remaining
0	0		3

Funds Received			
FEDERAL	CONSERV GRANT	\$2,500.00	
FEDERAL	PRIDE GRANT	\$48,810.42	
STATE	LITTER GRANT	\$48,430.13	
<b>Totals:</b>		<b>\$99,740.55</b>	

Recycling			
Door-to-Door			
Avail?	Owner	OP Area	# of House

**Total Tons: 28.54**

Enforcement			
Verbal	Warning	Citations	Court
Warnings	Letters	Issued	Actions
150	20	400	8

Fees Collected	
FRANCHISE FEE	\$270,995.58
<b>Totals:</b>	<b>\$270,995.58</b>

Drop-off		Composting/	
#Public (Pu)	#Private (Pr)	#Public (Pu)	#Private (Pr)
2 (PU)	3 (PR)	0 (PU)	0 (PR)

Yard Waste Tons Collected		
Litter Costs	Litter Bags	Miles of Litter Cleaned
\$61,728.93	9,690	1054

**Educational Activity:**

COLLECTION: Waste Connections advertises services.  
DISPOSAL: Contract to Waste Connections Inc.

RECYCLING/REDUCTION: Perry County offers two metal drop off sites year round. The City of Hazard operates a drop off for paper, glass, and plastics. We utilize PRIDE in our schools.

ANTI-LITTERING: Perry County utilizes the media to discourage littering. We also use district court to convict and publish citizens guilty of littering.

ANTI-DUMPING: We pass out brochures, use the media, and the court system to educate. The media attends our prosecutions and publicize them.

ENFORCEMENT: We utilize the Enforcement Board as well as the Perry county court, the media, and the use of brochures making sure everyone knows that we enforce all ordinances.

SITING: Perry County Fiscal Court has amended the Area Solid Waste Management Plan to include the citing of a contained landfill in Perry County.

**Special Events:**

Buckhorn Lake Cleanup  
E-Scrap Event  
Spring cleanup

**Department for Environmental Protection  
Division of Waste Management  
2010 County Annual Report Summary**

**PIKE**

SW Coordinator Mike Lyons

Full-time

Disposal				MANDATORY		Collection			Recyclables		
Avg. \$ per Ton: \$33.50						Avg. \$ per Month per Household \$12.00					
Disposal Facility	Permit#	#Tons	\$Per Ton	Collection Sys	Primary(P)	Monthly \$	#	%	Accepted	Amount	Unit
PIKE COUNTY FISCAL COURT	09800014	76,503	\$33.50	DOOR-TO-DOOR/PRIVATE HA	S	\$12.00	850	3.04	ANTIFREEZE / ETHYL GLYCOL	3,200.00	GAL
Totals:	76,503.10			DOOR-TO-DOOR/PRIVATE HA	S	\$10.00	2,200	7.86	CARDBOARD	197.09	TONS
				MUNICIPALLY OWNED	P	\$14.00	22,100	78.96	LEAD ACID BATTERIES	5,800.00	EACH
									METALS FERROUS (STEEL...)	37.78	TONS
Total Households Participating:						25,150	94.1		MIXED RESIDENTIAL PAPER	1.54	TONS
Total Households:						26,728					

Open Dumps			
Dumps	Tons	Cleanup	Dumps
Cleaned	Collected	Cost	Remaining
0	0	0	0

Funds Received			
FEDERAL	PRIDE GRANT	\$45,528.37	
STATE	EMER DUMP GRANT	\$100,000.00	
STATE	LITTER GRANT	\$104,688.67	
STATE	RECYCLING GRANT	\$16,326.50	
<b>Totals:</b>		<b>\$266,543.54</b>	

Recycling			
Door-to-Door			
Avail?	Owner	OP Area	# of House

Enforcement			
Verbal	Warning	Citations	Court
Warnings	Letters	Issued	Actions
52	16	9	6

Fees Collected	
GARBAGE COLLECTION	\$3,158,532.39
LANDFILL USER FEES	\$1,857,096.47
OTHER (JUNKYARD LICENSE)	Zero
PROCEEDS FROM SALE OF RECYCLABLES	\$37,877.40
<b>Totals:</b>	<b>\$5,053,506.26</b>

Drop-off		Composting/	
#Public (Pu)	#Private (Pr)	#Public (Pu)	#Private (Pr)
5 (PU)	0 (PR)	0 (PU)	0 (PR)

Yard Waste Tons Collected		
Litter Costs	Litter Bags	Miles of Litter Cleaned
<b>\$149,686.79</b>	<b>22,450</b>	<b>1010</b>

**Educational Activity:**

COLLECTION: None reported.  
DISPOSAL: None reported.  
RECYCLING/REDUCTION: Pike County opened a Recycling Center in December where we now bale our paper and cardboard. We have a Bag-It System in all Elementary Schools. We announce PSA's on TV Channel 5.  
ANTI-LITTERING: PSA's Channel 5 and PSA's with East Kentucky Broadcasting.  
ANTI-DUMPING: PSA's Channel 5 and PSA's with East Kentucky Broadcasting.  
ENFORCEMENT: None reported.  
SITING: None reported.

**Special Events:**

PRIDE October Litter Month  
PRIDE Spring Cleanup

**Department for Environmental Protection  
Division of Waste Management  
2010 County Annual Report Summary**

**POWELL**

SW Coordinator Gerald Tharpe

Part-time

Disposal				UNIVERSAL Collection				Recyclables			
Disposal Facility	Permit#	#Tons	\$Per Ton	Collection Sys	Primary(P)	Monthly \$	#	%	Accepted	Amount	Unit

BLUE RIDGE RDF	03300004	6,529	\$38.25	DOOR-TO-DOOR/FRANCHISE	P	\$12.50	3,380	58.99	CARDBOARD	8.09	TONS
RUMPKE OF KY MONTGOMER	08700003	1,372	\$18.75	TRANSFER STATION	S	Zero	1,025	17.89	MIXED RESIDENTIAL PAPER	0.93	TONS
									NEWSPRINT	22.29	TONS
									PLASTIC (2 LTR POP BTLS [PET]	1.83	TONS
									PLASTIC (MILK JUGS [HDPE])	0.47	TONS
									PLASTICS NS NONSPECIFIC	2.30	TONS
<b>Totals:</b>		<b>7,901.40</b>		<b>Total Households Participating:</b>			<b>4,405</b>	<b>76.88</b>			
				<b>Total Households:</b>			<b>5,730</b>				

Open Dumps			
Dumps	Tons	Cleanup	Dumps
Cleaned	Collected	Cost	Remaining
0	0	1	

Funds Received		
STATE	LITTER GRANT	\$21,659.51
STATE	OPEN DUMP GRANT	\$15,585.17
<b>Totals:</b>		<b>\$37,244.68</b>

Recycling			
Door-to-Door			
Avail?	Owner	OP Area	# of House

**Total Tons: 35.91**

Enforcement			
Verbal	Warning	Citations	Court
Warnings	Letters	Issued	Actions
0	0	0	0

Fees Collected	
GARBAGE COLLECTION	Zero
PROCEEDS FROM SALE OF RECYCLABLES	\$4,802.63
TRANSFER STATION	\$61,898.50
<b>Totals:</b>	<b>\$66,701.13</b>

Drop-off		Composting/	
#Public (Pu)	#Private (Pr)	#Public (Pu)	#Private (Pr)
1 (PU)	1 (PR)	0 (PU)	0 (PR)

**Yard Waste Tons Collected**

Litter Costs	Litter Bags	Miles of Litter Cleaned
\$24,268.05	274	5683

**Educational Activity:**

**Special Events:**

COLLECTION: None reported.

DISPOSAL: None reported.

RECYCLING/REDUCTION: None reported.

ANTI LITTERING: None reported.

ANTI DUMPING: None reported.

ENFORCEMENT: None reported.

SITING: None reported.

**Department for Environmental Protection  
Division of Waste Management  
2010 County Annual Report Summary**

**PULASKI**

SW Coordinator Gerald Hines

Full-time

Disposal				UNIVERSAL Collection				Recyclables			
		Avg. \$ per Ton:	\$44.51			Avg. \$ per Month per Household	\$10.63				
Disposal Facility	Permit#	#Tons	\$Per Ton	Collection Sys	Primary(P)	Monthly \$	#	%	Accepted	Amount	Unit
LAUREL RIDGE LANDFILL INC	06300003	26,191	\$37.01	DOOR-TO-DOOR/FRANCHISE	P	\$11.89	11,678	48.45	ANTIFREEZE / ETHYL GLYCOL	55.00	GAL
SCOTT COUNTY LANDFILL	TENN	30,689	\$52.00	MUNICIPALLY OWNED	P	\$10.31	4,000	16.6	CARDBOARD	3,015.00	TONS
				TRANSFER STATION	S	\$10.31	700	2.9	COMPOST MTLs/ YARD WASTE	4,000.00	TONS
				TRANSFER STATION	S	\$10.00	1,100	4.56	ELECTRONIC SCRAP	9.23	TONS
<b>Totals:</b>		<b>56,880.23</b>		<b>Total Households Participating:</b>			<b>17,478</b>	<b>68.69</b>	METALS FERROUS (STEEL...)	7,324.00	TONS
				<b>Total Households:</b>			<b>25,444</b>		METALS NON-FERROUS	565.00	TONS
									MIXED RESIDENTIAL PAPER	114.00	TONS
									MOTOR OIL	2,925.00	GAL
									NEWSPRINT	144.00	TONS
									OFFICE PAPER MIXED	192.00	TONS
									OFFICE PAPER WHITE	41.00	TONS
									PLASTIC (2 LTR POP BTLS [PET])	31.00	TONS
									PLASTIC (MILK JUGS [HDPE])	24.00	TONS
									PLASTICS NS NONSPECIFIC	156.58	TONS
									SEWAGE SLUDGE	139.02	TONS
									TIRES	111,748.00	TIRES
									USED BEVERAGE CANS	29.35	TONS
									<b>Total Tons:</b>	<b>15,784.18</b>	

Open Dumps			
Dumps Cleaned	Tons Collected	Cleanup Cost	Dumps Remaining
0	0		

Funds Received		
FEDERAL	PRIDE GRANT	\$68,173.93
STATE	LITTER GRANT	\$99,179.45
STATE	RECYCLING GRANT	\$223,168.00
<b>Totals:</b>		<b>\$390,521.38</b>

Recycling			
Door-to-Door			
Avail?	Owner	OP Area	# of House

Enforcement			
Verbal Warnings	Warning Letters	Citations Issued	Court Actions
142	31	7	

Fees Collected	
FRANCHISE FEE	\$249,577.54
PERMIT FEE	\$2,000.00
PROCEEDS FROM SALE OF RECYCLABLES	\$236,732.55
<b>Totals:</b>	<b>\$488,310.09</b>

Drop-off		Composting/	
#Public (Pu)	#Private (Pr)	#Public (Pu)	#Private (Pr)
2 (PU)	2 (PR)	0 (PU)	0 (PR)

Yard Waste Tons Collected		
Litter Costs	Litter Bags	Miles of Litter Cleaned
<b>\$182,157.24</b>	<b>14,551</b>	<b>2216</b>

**Educational Activity:**

COLLECTION: Waste hauler advertises quarterly. Bike giveaway at Christmas. Billboards, newspaper, radio and TV used.  
 DISPOSAL: Advertise free disposal days for spring and fall clean ups. Encourage use of CDD disposal facility.  
 RECYCLING/REDUCTION: Growth continues at our regional recycling center. Utilize free quarterly bulky item service to public. Continue to provide free business recycling pickup.  
 Anti-Littering: Working community service programs. Utilize court assigned workers. Working with PRIDE and schools. Inmate litter crews work daily.  
 Anti-Dumping: Inmate crews work daily. Place surveillance cameras. Post no dumping signs. Work with residents, road department employees to report sites.  
 SITING: n/a

**Special Events:**

HHW Event  
 Homeowner's Association Cleanups  
 Hwy. 27 clean sweep  
 Lake Cumberland Cleanup  
 PRIDE spring & fall cleanup



**Department for Environmental Protection  
Division of Waste Management  
2010 County Annual Report Summary**

**ROBERTSON**

SW Coordinator David Carmack

20

Disposal				UNIVERSAL Collection				Recyclables			
		Avg. \$ per Ton:	\$25.90			Avg. \$ per Month per Household	\$16.27				
Disposal Facility	Permit#	#Tons	\$Per Ton	Collection Sys	Primary(P)	Monthly \$	#	%	Accepted	Amount	Unit
MASON COUNTY	08100006	766	\$20.00	DOOR-TO-DOOR/PERMIT	P	\$16.27	84	9.05	CARDBOARD	2.40	TONS
RUMPKE OF KY PENDLETON	09600001	535	\$31.80	DOOR-TO-DOOR/PERMIT	P	Null	815	87.82	GLASS	4.80	TONS
<b>Totals:</b>		<b>1,300.67</b>		<b>Total Households Participating:</b>			<b>899</b>	<b>92.3</b>	METALS FERROUS (STEEL...)	1.90	TONS
				<b>Total Households:</b>			<b>974</b>		MIXED RESIDENTIAL PAPER	8.00	TONS
									NEWSPRINT	15.40	TONS
									PLASTIC (2 LTR POP BTLS [PET]	1.90	TONS
									PLASTIC (MILK JUGS [HDPE])	0.20	TONS
									TIRES	7,400.00	TIRES
									USED BEVERAGE CANS	0.80	TONS
									<b>Total Tons:</b>	<b>35.40</b>	

Open Dumps			
Dumps	Tons	Cleanup	Dumps
Cleaned	Collected	Cost	Remaining
0	0		

Funds Received			
STATE	LITTER GRANT	\$6,036.64	
<b>Totals:</b>		<b>\$6,036.64</b>	

Recycling			
Door-to-Door			
Avail?	Owner	OP Area	# of House

Enforcement			
Verbal	Warning	Citations	Court
Warnings	Letters	Issued	Actions
0	0	0	0

Fees Collected			
NONE	Zero		
<b>Totals:</b>		<b>Zero</b>	

Drop-off		Composting/	
#Public (Pu)	#Private (Pr)	#Public (Pu)	#Private (Pr)
2 (PU)	0 (PR)	0 (PU)	0 (PR)

Yard Waste Tons Collected		
Litter Costs	Litter Bags	Miles of Litter Cleaned
<b>\$9,711.64</b>	<b>319</b>	<b>67</b>

**Educational Activity:**

COLLECTION: Robertson County Extension Service conducted a workshop on recycling, emphasizing the need to reduce the amount of materials sent to the landfill.

DISPOSAL: Deming School had two elementary teachers who scheduled field trips to the Mason County Recycling Center to help students understand why recycling is important.

RECYCLING/REDUCTION: Monthly newsletters are published with calendars listing the dates and locations of the recycling trailers.

ANTI-LITTERING: Recruited non-profit and school groups to participate in a county wide litter pick up program.

Anti-Dumping: n/a

ENFORCEMENT: When a large amount of trash is found dumped in the county, the trash is searched for names on materials. The county attorney then sends notice to the individuals requesting the cleanup of trash. No response results yet in prosecution.

SITING: n/a

**Special Events:**

Community Litter Pickup

**Department for Environmental Protection  
Division of Waste Management  
2010 County Annual Report Summary**

**ROCKCASTLE**

SW Coordinator James Renner

Full-time

Disposal				UNIVERSAL		Collection			Recyclables		
		Avg. \$ per Ton:	\$38.49			Avg. \$ per Month per Household		\$13.33			
Disposal Facility	Permit#	#Tons	\$Per Ton	Collection Sys	Primary(P)	Monthly \$	#	%	Accepted	Amount	Unit
LAUREL RIDGE LANDFILL INC	06300003	832	\$39.96	DOOR-TO-DOOR/PERMIT	S	\$17.00	3,131	44.55	METALS FERROUS (STEEL...)	4,821.12	TONS
TRI K LANDFILL INC	06900004	77,323	\$37.01	DOOR-TO-DOOR/PERMIT	S	Zero	10	.14	METALS NON-FERROUS	0.15	TONS
				DOOR-TO-DOOR/PERMIT	P	Zero	710	10.1	MOTOR OIL	406.00	GAL
				DOOR-TO-DOOR/PERMIT	P	\$16.63	96	1.37	USED BEVERAGE CANS	0.15	TONS
				DOOR-TO-DOOR/PERMIT	P	\$17.00	13	.18			
				DOOR-TO-DOOR/PERMIT	P	\$14.00	320	4.55			
				TRANSFER STATION	P	\$2.00	400	5.69			
									Total Tons:	4,821.42	

**Department for Environmental Protection  
Division of Waste Management  
2010 County Annual Report Summary**

**ROWAN**

SW Coordinator Bob Wells

110

Disposal				UNIVERSAL		Collection			Recyclables			
		Avg. \$ per Ton:	\$22.88			Avg. \$ per Month per Household		\$9.15				
Disposal Facility		Permit#	#Tons	\$Per Ton	Collection Sys	Primary(P)	Monthly \$	#	%	Accepted	Amount	Unit
MASON COUNTY		08100006	32	\$21.75	DOOR-TO-DOOR/FRANCHISE	P	\$9.30	5,850	70.48	CARDBOARD	335.00	TONS
VEOLIA ES MOREHEAD LAND		10300007	27,414	\$24.00	DOOR-TO-DOOR/PRIVATE HA	S	Null	80	.96	ELECTRONIC SCRAP	13.00	TONS
					MUNICIPALLY OWNED	S	\$9.00	1,963	23.65	GLASS	45.00	TONS
Totals:		27,446.00				Total Households Participating:		7,893	95.1	LEAD ACID BATTERIES	203.00	EACH
						Total Households:		8,300		METALS FERROUS (STEEL...)	400.00	TONS
										METALS NON-FERROUS	418.00	TONS
										MIXED RESIDENTIAL PAPER	91.00	TONS
										NEWSPRINT	120.40	TONS
										OFFICE PAPER MIXED	72.00	TONS
										OFFICE PAPER WHITE	72.50	TONS
										PLASTIC (2 LTR POP BTLS [PET]	16.40	TONS
										PLASTIC (MILK JUGS [HDPE])	15.20	TONS
										PLASTICS NS NONSPECIFIC	1.70	TONS
										PRINTER TONER CARTRIDGES	255.00	UNITS
										STEEL CANS (TIN CANS)	11.50	TONS
										TIRES	605.00	TIRES
										USED BEVERAGE CANS	585.00	TONS
										Total Tons:	2,196.70	

Open Dumps				Funds Received		Recycling			
Dumps Cleaned	Tons Collected	Cleanup Cost	Dumps Remaining			Door-to-Door			
				Avail?	Owner	OP Area	# of House		
0			0	FEDERAL	PRIDE GRANT	Zero			
				STATE	EMER DUMP GRANT	\$2,762.34			
				STATE	LITTER GRANT	\$32,943.27			
				STATE	RECYCLING GRANT	\$26,221.00			
				Totals:		\$61,926.61			

Open Dumps				Funds Received			
Dumps	Tons	Cleanup	Dumps				
Cleaned	Collected	Cost	Remaining				
0			0	FEDERAL	PRIDE GRANT	Zero	
				STATE	EMER DUMP GRANT	\$2,762.34	
				STATE	LITTER GRANT	\$32,943.27	
				STATE	RECYCLING GRANT	\$26,221.00	
				<b>Totals:</b>		<b>\$61,926.61</b>	

Recycling			
Door-to-Door			
Avail?	Owner	OP Area	# of House

Enforcement				Fees Collected				Drop-off				Composting/				Yard Waste Tons Collected			
Verbal	Warning	Citations	Court					#Public (Pu)		#Private (Pr)		#Public (Pu)		#Private (Pr)					
Warnings	Letters	Issued	Actions																
7	9	10		GARBAGE COLLECTION		\$201,857.00		1 (PU)	2 (PR)	0 (PU)	0 (PR)					\$32,685.00	4,795	652	
				HOST AGREEMENT		\$96,000.00													
				OTHER		\$34,375.00													
				PROCEEDS FROM SALE OF RECYCLABLES		\$78,323.00													
				<b>Totals:</b>		<b>\$410,555.00</b>													

**Educational Activity:**

COLLECTION: Spring cleanup City of Morehead providing curbside pickup of any items.  
 DISPOSAL: 2 free disposal days at the local landfill. All violators of the Solid waste ordinance are issued Notice of Violations and/or warning letters that outline the proper ways of disposing of solid waste.  
 RECYCLING/REDUCTION: Annual School Recycling Contest; 4-H groups have environmental programs teaching recycling.  
 Anti-Littering: Commonwealth cleanup week and earth day celebration advertised. Adopt-a-Highway Cleanups. Annual Cave Run Lake Cleanup.  
 Anti-Dumping: No dumping signs posted in select areas. Dumping violators receive Notice of violations and warning letters that provide information about the consequences of dumping.  
 ENFORCEMENT: Posters in the courthouse informing of legal consequences of littering/dumping. Warning letters and notice of violation issued to violators that outline the proper ways of solid waste disposal. Signs posted at landfill entrance warning haulers to tarp vehicles.

**Special Events:**

Cave Run Lake Cleanup  
 Free Disposal Days  
 Household Hazardous Waste Collection day

**Department for Environmental Protection  
Division of Waste Management  
2010 County Annual Report Summary**

**ROWAN**  
Continued

**SW Coordinator** Bob Wells 110

**SITING:** The solid waste management ordinance contains language for the permitting of a facility in Rowan Co.

**Department for Environmental Protection  
Division of Waste Management  
2010 County Annual Report Summary**

**RUSSELL**

SW Coordinator H.M. Bottom

Part-time

Disposal				Collection				Recyclables				
		Avg. \$ per Ton:	\$36.55			Avg. \$ per Month per Household \$12.92						
Disposal Facility	Permit#	#Tons	\$Per Ton	Collection Sys	Primary(P)	Monthly \$	#	%	Accepted	Amount	Unit	
TRI K LANDFILL INC	06900004	13,603	\$36.55	DOOR-TO-DOOR/PRIVATE HA	P	\$12.00	100	1.34	CARDBOARD	394.20	TONS	
Totals:	13,602.60			DOOR-TO-DOOR/PRIVATE HA	P	\$14.00	2,840	38.12	METALS FERROUS (STEEL...)	6,569.50	TONS	
				DOOR-TO-DOOR/PRIVATE HA	P	\$13.50	50	.67	MIXED RESIDENTIAL PAPER	117.40	TONS	
				DOOR-TO-DOOR/PRIVATE HA	P	\$10.00	300	4.03	OFFICE PAPER MIXED	33.00	TONS	
				DOOR-TO-DOOR/PRIVATE HA	P	\$15.00	50	.67	OFFICE PAPER WHITE	27.00	TONS	
				DOOR-TO-DOOR/PRIVATE HA	P	\$13.00	23	.31	PLASTIC (2 LTR POP BTLS [PET])	13.40	TONS	
				TRANSFER STATION	S	Zero	1,342	18.01	PLASTIC (MILK JUGS [HDPE])	9.00	TONS	
									SEWAGE SLUDGE	115.20	TONS	
									TIRES	34,518.00	TIRES	
Total Households Participating:						4,705	63.15					
Total Households:						7,450						
								Total Tons:	7,278.70			

**Department for Environmental Protection  
Division of Waste Management**

**SCOTT**

SW Coordinator Jared Hollon

Full-time

**2010 County Annual Report Summary**

Disposal				UNIVERSAL Collection				Recyclables			
		Avg. \$ per Ton:	\$35.51			Avg. \$ per Month per Household	\$18.19				
Disposal Facility	Permit#	#Tons	\$Per Ton	Collection Sys	Primary(P)	Monthly \$	#	%	Accepted	Amount	Unit

ALLIED WASTE SERVICES-BE	03700009	484	\$48.00
CENTRAL KENTUCKY LANDFI	10500016	17,654	\$20.75
EPPERSONS TRASH HAULIN	04100004	2,231	\$35.02
RUMPKE OF KY MONTGOMER	08700003	4,104	\$38.25

**Totals:** **24,472.70**

DOOR-TO-DOOR/PERMIT	S	\$20.00	216	1.24
DOOR-TO-DOOR/PERMIT	P	\$17.50	2,700	15.51
DOOR-TO-DOOR/PERMIT	P	\$16.82	1,140	6.55
DOOR-TO-DOOR/PERMIT	P	\$18.00	854	4.91
DOOR-TO-DOOR/PERMIT	P	\$20.00	550	3.16
DOOR-TO-DOOR/PERMIT	P	\$20.00	32	.18
MUNICIPALLY OWNED	S	\$15.00	11,639	66.86

**Total Households Participating:**

**17,131** **98.41**

**Total Households:**

**17,408**

CARDBOARD	307.49	TONS
ELECTRONIC SCRAP	1.00	TONS
GLASS	7.47	TONS
LEAD ACID BATTERIES	300.00	EACH
METALS FERROUS (STEEL...)	63.00	TONS
MIXED RESIDENTIAL PAPER	75.01	TONS
NEWSPRINT	420.52	TONS
OFFICE PAPER WHITE	13.67	TONS
PLASTIC (2 LTR POP BTLS [PET]	33.83	TONS
PLASTIC (MILK JUGS [HDPE])	11.17	TONS
PLASTICS NS NONSPECIFIC	11.27	TONS
STEEL CANS (TIN CANS)	20.34	TONS
TIRES	258.00	TIRES
USED BEVERAGE CANS	18.49	TONS

**Total Tons:** **983.26**

Open Dumps			
Dumps	Tons	Cleanup	Dumps
Cleaned	Collected	Cost	Remaining
0	0	\$0	0

Funds Received		
STATE	LITTER GRANT	\$46,718.63
STATE	RECYCLING GRANT	\$2,000.00

**Totals:** **\$48,718.63**

Recycling			
Door-to-Door			
Avail?	Owner	OP Area	# of House
<input checked="" type="checkbox"/>	PR	LA	70

Enforcement			
Verbal	Warning	Citations	Court
Warnings	Letters	Issued	Actions
84	16	0	0

Fees Collected	
GARBAGE COLLECTION	\$1,652,215.00
HOST AGREEMENT	\$162,305.50
PROCEEDS FROM SALE OF RECYCLABLES	\$101,139.90

**Totals:** **\$1,915,660.40**

Drop-off		Composting/	
#Public (Pu)	#Private (Pr)	#Public (Pu)	#Private (Pr)
1 (PU)	1 (PR)	0 (PU)	3 (PR)

Yard Waste Tons Collected		
Litter Costs	Litter Bags	Miles of Litter Cleaned
<b>\$94,450.73</b>	<b>16,327</b>	<b>515</b>

**Educational Activity:**

COLLECTION: Hauling companies are requested to advertise their services.

DISPOSAL: Central KY Landfill- Haulers and government agencies encourage the public to properly dispose of their waste. Free disposal day on first Saturday of the month is advertised

RECYCLING/REDUCTION: Scott County, city school systems and government agencies encourage recycling through school curriculum, newspaper ads, and presentations.

ANTI-LITTERING: Jail crews are out picking up litter and their visibility is a deterrent to littering.

ANTI-DUMPING: Cost share programs and free dumping days are preventive measures taken by the county.

ENFORCEMENT: Newspaper and radio ads remind the public that discarding litter and illegal dumping are crimes with consequences.

SITING: Planning and Zoning meetings typically get newspaper coverage and this helps to educate the general public on this issue.

**Special Events:**

E Waste Collection

Free Disposal Day

KY River Sweep

**Department for Environmental Protection  
Division of Waste Management  
2010 County Annual Report Summary**

**SHELBY**

**SW Coordinator** Russell Thomas & Kathy Full-time  
Ranard

Disposal				UNIVERSAL		Collection			Recyclables				
		Avg. \$ per Ton:	\$48.20			Avg. \$ per Month per Household		\$13.09					
Disposal Facility		Permit#	#Tons	\$Per Ton	Collection Sys Primary(P)		Monthly \$	#	%	Accepted	Amount	Unit	
ALLIED WASTE SERVICES-BE		03700009	13,071	\$48.00	CONVENIENCE CENTER		S	Null	4,756	38.82	ANTIFREEZE / ETHYL GLYCOL	170.00	GAL
VALLEY VIEW LANDFILL INC		11200002	10,632	\$39.85	DOOR-TO-DOOR/PERMIT		P	\$15.70	700	5.71	CARDBOARD	180.28	TONS
WASTE MGMT OF KY INC DBA		05600028	7,275	\$56.74	DOOR-TO-DOOR/PERMIT		P	\$11.00	819	6.69	COMPOST MTLs/ YARD WASTE	19,759.00	TONS
					DOOR-TO-DOOR/PERMIT		P	\$13.75	2,167	17.69	GLASS	72.48	TONS
					DOOR-TO-DOOR/PERMIT		P	\$10.00	448	3.66	LEAD ACID BATTERIES	397.00	EACH
					DOOR-TO-DOOR/PERMIT		P	\$15.00	52	.42	METALS FERROUS (STEEL...)	132.99	TONS
											MOTOR OIL	2,350.00	GAL
											NEWSPRINT	32.37	TONS
											OFFICE PAPER MIXED	170.07	TONS
											PLASTIC (2 LTR POP BTLS [PET]	30.61	TONS
											PRINTER TONER CARTRIDGES	447.00	UNITS
											STEEL CANS (TIN CANS)	20.75	TONS
											TIRES	3,696.00	TIRES
											USED BEVERAGE CANS	9.57	TONS

Open Dumps			
Dumps	Tons	Cleanup	Dumps
Cleaned	Collected	Cost	Remaining
6	2.34	\$1,131	0

Funds Received			
STATE	LITTER GRANT	\$52,647.57	
<b>Totals:</b>		\$52,647.57	

Recycling			
Door-to-Door			
Avail?	Owner	OP Area	# of House

Enforcement			
Verbal	Warning	Citations	Court
Warnings	Letters	Issued	Actions
0	5	92	2

Fees Collected	
109 OR OTHER TAX	\$862,308.46
PERMIT FEE	\$100.00
PROCEEDS FROM SALE OF RECYCLABLES	\$52,923.59
<b>Totals:</b>	\$915,332.05

Drop-off		Composting/	
#Public (Pu)	#Private (Pr)	#Public (Pu)	#Private (Pr)
1 (PU)	0 (PR)	1 (PU)	0 (PR)

Yard Waste Tons Collected		
50,000.00		
Litter Costs / Litter Bags / Miles of Litter Cleaned		
\$119,525.43	17,513	2127

**Educational Activity:**

COLLECTION: None reported.  
DISPOSAL: None reported.  
RECYCLING: Free Paper Shredding & E-cycle at Earth Day Celebration, promoted Prescription Drug Drop Off for Sheriff and Coroner's Office.  
ANTI-LITTERING: Clean Community Coordinator is the educational advisor and sits on the Shelby County Conservation Board, Clean Community Program coordinates & promotes Adopt-A-County Road Program and installs anti-littering signs, civic and school presentations, coordinates and sets up display at Earth Day Celebration, Commonwealth Cleanup Week and Kentucky River Sweep and community cleanups. Updates web page and places articles in local newspaper, and promotes coloring activity books..  
ANTI-DUMPING: County installs anti-dumping signs (No Dumping Property Under 24 hour Surveillance) at problem areas and utilizes local media to post articles. Presentations on dump sites for Earth Day, civic and school presentations, Enviro-scape presentations to schools on effects of illegal dumps on the groundwater and community.  
ENFORCEMENT: Clean Community web page, articles in local paper and presentations to civic and schools on the County Nuisance Ordinance.  
SITING: None reported.

**Special Events:**

Commonwealth Cleanup Week  
Earth Day  
Kentucky River Clean Sweep

**Department for Environmental Protection  
Division of Waste Management  
2010 County Annual Report Summary**

**SIMPSON**

SW Coordinator Robert Groves

Full-time

<b>Disposal</b>				UNIVERSAL				<b>Collection</b>				<b>Recyclables</b>			
Avg. \$ per Ton: \$27.04								Avg. \$ per Month per Household \$11.27							
<b>Disposal Facility</b>		<b>Permit#</b>	<b>#Tons</b>	<b>\$Per Ton</b>	<b>Collection Sys</b>		<b>Primary(P)</b>	<b>Monthly \$</b>	<b>#</b>	<b>%</b>	<b>Accepted</b>		<b>Amount</b>	<b>Unit</b>	

SOUTHERN SANITATION

07100006

14,159

\$27.04

CONVENIENCE CENTER

S

Null

Null

CARDBOARD

550.00

TONS

**Totals:**

**14,158.72**

**Total Households Participating:**

**6,060**

**91.53**

**Total Households:**

**6,621**

LEAD ACID BATTERIES

3,500.00

EACH

METALS FERROUS (STEEL...)

500.00

TONS

MOTOR OIL

30,000.00

GAL

PLASTIC (2 LTR POP BTLS [PET])

30.00

TONS

PLASTIC (MILK JUGS [HDPE])

30.00

TONS

STEEL CANS (TIN CANS)

20.00

TONS

TIRES

13,000.00

TIRES

USED BEVERAGE CANS

175.00

TONS

**Total Tons:**

**1,305.00**

Open Dumps			
Dumps Cleaned	Tons Collected	Cleanup Cost	Dumps Remaining
0	0	\$0	0

**Funds Received**

STATE

EMER DUMP GRANT

\$8,807.20

STATE

LITTER GRANT

\$25,411.29

**Totals:**

**\$34,218.49**

**Recycling**

**Door-to-Door**

Avail? Owner OP Area # of House

☐

Enforcement			
Verbal Warnings	Warning Letters	Citations Issued	Court Actions
0	0	0	0

**Fees Collected**

PROCEEDS FROM SALE OF RECYCLABLES

\$1,090.05

**Totals:**

**\$1,090.05**

**Drop-off**

#Public (Pu)

#Private (Pr)

**Composting/**

#Public (Pu)

#Private (Pr)

0 (PU)

2 (PR)

0 (PU)

0 (PR)

**Yard Waste Tons Collected**

**500.00**

**Litter Costs / Litter Bags / Miles of Litter Cleaned**

**\$29,813.37**

**3,120**

**625**

**Educational Activity:**

COLLECTION: Waste Management advertises for county and businesses.

DISPOSAL: Visit local schools with info on disposing trash and recycling.

RECYCLING/REDUCTION: Recycle aluminum and metal in litter abatement program. Support local organizations in recycling program.

ANTI-LITTERING: Educate public through radio and newspaper.

ANTI-DUMPING: Commonwealth Cleanup Program.

ENFORCEMENT: Regular patrols and information from county agencies.

SITING: None reported.

**Special Events:**

Commonwealth Cleanup

Rinse and Return



**Department for Environmental Protection  
Division of Waste Management**

**SPENCER**

SW Coordinator Curtis Ochs Jr.

Part-time

**2010 County Annual Report Summary**

Disposal				UNIVERSAL Collection				Recyclables			
		Avg. \$ per Ton:	\$36.40			Avg. \$ per Month per Household	\$16.42				
Disposal Facility	Permit#	#Tons	\$Per Ton	Collection Sys	Primary(P)	Monthly \$	#	%	Accepted	Amount	Unit

HARDIN COUNTY FISCAL COU	04700040	774	\$28.25	DOOR-TO-DOOR/FRANCHISE	P	\$15.83	5,153	75.23	CARDBOARD	228.07	TONS
MEDORA IND		6,906	\$47.70	DOOR-TO-DOOR/PERMIT	S	\$17.00	189	2.76	ELECTRONIC SCRAP	1.50	TONS
OHIO COUNTY FISCAL COURT	09200010	4	\$34.65	Total Households Participating:			5,342	77.99	LEAD ACID BATTERIES	95.00	EACH
WASTE MGMT OF KY INC DBA	05600028	967	\$35.00	Total Households:			6,850		METALS FERROUS (STEEL...)	41.55	TONS

**Totals:** **8,650.44**

Open Dumps			
Dumps Cleaned	Tons Collected	Cleanup Cost	Dumps Remaining
1	0	\$1,139	3

Funds Received		
STATE	LITTER GRANT	\$27,091.18
STATE	OPEN DUMP GRANT	\$1,138.50

**Totals:** **\$28,229.68**

Enforcement			
Verbal Warnings	Warning Letters	Citations Issued	Court Actions
12	20	0	0

Fees Collected	
FRANCHISE FEE	\$81,778.74
OTHER	\$1,584.70
PROCEEDS FROM SALE OF RECYCLABLES	\$46,198.26

**Totals:** **\$129,561.70**

Recycling Door-to-Door			
Avail?	Owner	OP Area	# of House
<input type="checkbox"/>			

Yard Waste Tons Collected		
STEEL CANS (TIN CANS)	9.72	TONS
USED BEVERAGE CANS	1.85	TONS

**Total Tons:** **363.33**

Drop-off		Composting/	
#Public (Pu)	#Private (Pr)	#Public (Pu)	#Private (Pr)
2 (PU)	0 (PR)	0 (PU)	0 (PR)

Litter Costs / Litter Bags / Miles of Litter Cleaned		
\$27,897.13	1,283	184

**Educational Activity:**

COLLECTION: KAB Spring Campaigns, Rumpke Annual May Curbside Pickup, September Annual "Operation Clean Sweep" sponsored by Taylorsville Lake Conservation Association, Octoberfest Annual Program, Rumpke Annual Fall Curbside Pickup.

DISPOSAL: Working with Fiscal Court to establish an E-Scrap Program through CRS, that now has a Louisville branch. Coordinating a County Program , working with the school system, local businesses, and local government to insure a smooth flow of E-Scrap Waste to Recycling.

RECYCLING/REDUCTION: Working with local restaurants to encourage using products that can be recycled. Helping the school system work towards reducing products being landfilled. Making the public more aware of the savings involved in recycling rather than dumping.

ANTI-LITTERING: March, July, and November roadside litter abatement by use of non profit groups advertising in newspaper and on-line messages. We encourage our citizens to take advantage of our recycling center and work with schools on recycling needs,

ANTI-DUMPING: Work with local law enforcement agencies and private groups about ways to prevent and/or reduce illegal dumping. Work with landowners to help eliminate old family dumps located on their property using Illegal Open Dump Cleanup Grants when possible.

ENFORCEMENT: If a violator can be identified, a letter is sent giving a time frame for clean-up. County can file lien to cover cost. One option is using the court system to file charges through the county attorney.

SITING: None reported.

**Special Events:**

4-H Club April Phone Book Recycling  
May and November Curb-side Pickup by Rumpke  
Medicine Take Back Day  
Taylorsville Lake Clean Sweep

**Department for Environmental Protection  
Division of Waste Management  
2010 County Annual Report Summary**

**TAYLOR**

SW Coordinator Debra McNear

Part-time

Disposal				MANDATORY Collection				Recyclables			
		Avg. \$ per Ton:	\$38.70			Avg. \$ per Month per Household	\$13.47				
Disposal Facility	Permit#	#Tons	\$Per Ton	Collection Sys	Primary(P)	Monthly \$	#	%	Accepted	Amount	Unit

ALLIED WASTE SERVICES-BE	03700009	348	\$48.00	DOOR-TO-DOOR/FRANCHISE	P	\$14.93	4,177	41.71	CARDBOARD	100.00	TONS
GLASGOW CITY OF	00500001	65	\$25.00	MUNICIPALLY OWNED	P	\$12.00	3,764	37.58	ELECTRONIC SCRAP	25.00	TONS
HARDIN COUNTY FISCAL COU	04700040	522	\$28.25	TRANSFER STATION	S	Null	Null		GLASS	10.00	TONS
LAUREL RIDGE LANDFILL INC	06300003	22,454	\$37.01	Total Households Participating: Total Households:			7,941	76.75	METALS FERROUS (STEEL...)	6,005.00	TONS
TRI K LANDFILL INC	06900004	12	\$35.16				10,347		METALS NON-FERROUS	44.00	TONS
VALLEY VIEW LANDFILL INC	11200002	2	\$39.85						MIXED RESIDENTIAL PAPER	12.00	TONS
WASTE MGMT OF KY INC DBA	05600028	4	\$57.63						NEWSPRINT	62.00	TONS

**Totals:** 23,406.60

Open Dumps			
Dumps Cleaned	Tons Collected	Cleanup Cost	Dumps Remaining
3	0	\$9,750	0

Funds Received		
FEDERAL	PRIDE GRANT	Zero
STATE	EMER DUMP GRANT	\$20,000.00
STATE	LITTER GRANT	\$32,773.32
STATE	OPEN DUMP GRANT	\$9,750.00
STATE	RECYCLING GRANT	\$26,100.00
<b>Totals:</b>		<b>\$88,623.32</b>
FRANCHISE FEE		\$1,062,444.75
GARBAGE COLLECTION		\$25,146.24
PROCEEDS FROM SALE OF RECYCLABLES		
<b>Totals:</b>		<b>\$1,174,855.75</b>

Recycling			
Door-to-Door			
Avail?	Owner	OP Area	# of House

STEEL CANS (TIN CANS)	12.00	TONS
TIRES	39,680.00	TIRES
USED BEVERAGE CANS	209.00	TONS
<b>Total Tons:</b>		<b>6,502.00</b>

Enforcement			
Verbal Warnings	Warning Letters	Citations Issued	Court Actions
5			

Fees Collected		
FRANCHISE FEE		\$1,062,444.75
GARBAGE COLLECTION		\$25,146.24
PROCEEDS FROM SALE OF RECYCLABLES		
<b>Totals:</b>		<b>\$1,174,855.75</b>

Drop-off		Composting/	
#Public (Pu)	#Private (Pr)	#Public (Pu)	#Private (Pr)
1 (PU)	1 (PR)	0 (PU)	0 (PR)

Yard Waste Tons Collected		
Litter Costs	Litter Bags	Miles of Litter Cleaned
\$48,124.58	3,208	503

**Educational Activity:**

COLLECTION: n/a  
DISPOSAL: n/a  
RECYCLING/REDUCTION: recycling trailers are used in the community at public schools and Waste connection facility.  
Anti-Littering: Article in the local paper to promote Commonwealth Cleanup and PRIDE.  
Anti-Dumping: Articles in the newspaper to campaign against illegal dumping. Advertise clean up days.  
ENFORCEMENT: n/a  
SITING: n/a

**Special Events:**

Commonwealth Cleanup Week  
Litter Abatement Cleanup-groups  
PRIDE cleanup months April/Oct

**Department for Environmental Protection  
Division of Waste Management  
2010 County Annual Report Summary**

**TODD**

SW Coordinator Eddie Mitchell

Disposal				UNIVERSAL Collection				Recyclables			
		Avg. \$ per Ton:	\$39.94			Avg. \$ per Month per Household	\$15.40				
Disposal Facility	Permit#	#Tons	\$Per Ton	Collection Sys	Primary(P)	Monthly \$	#	%	Accepted	Amount	Unit
HOPKINS REGIONAL LANDFIL	05400012	14	\$52.88	CONVENIENCE CENTER	S	Null	1,367	25.31	CARDBOARD	15.00	TONS
SOUTHERN SANITATION	07100006	3,122	\$27.00	DOOR-TO-DOOR/FRANCHISE	S	Zero	600	11.11	METALS FERROUS (STEEL...)	25.00	TONS
				DOOR-TO-DOOR/FRANCHISE	S	\$15.40	425	7.87	METALS NON-FERROUS	30.00	TONS
				DOOR-TO-DOOR/FRANCHISE	P	Null	778	14.41	PESTICIDE CONTAINERS	1.00	TONS
<b>Totals:</b>		<b>3,136.10</b>		<b>Total Households Participating:</b>			<b>3,170</b>	<b>58.7</b>	<b>Total Tons:</b>		
				<b>Total Households:</b>			<b>5,400</b>		<b>71.00</b>		

Open Dumps			
Dumps Cleaned	Tons Collected	Cleanup Cost	Dumps Remaining
0	0	\$0	0

Funds Received		
STATE	LITTER GRANT	\$27,195.26
<b>Totals:</b>		<b>\$27,195.26</b>

Recycling Door-to-Door			
Avail?	Owner	OP Area	# of House

Enforcement			
Verbal Warnings	Warning Letters	Citations Issued	Court Actions
0	0	0	0

Fees Collected	
CONVENIENCE CENTER	\$22,491.76
FRANCHISE FEE	\$15,825.98
LANDFILL USER FEES	\$2,600.00
PERMIT FEE	\$46,018.00
PROCEEDS FROM SALE OF RECYCLABLES	\$1,387.20
<b>Totals:</b>	<b>\$88,322.94</b>

Drop-off		Composting/	
#Public (Pu)	#Private (Pr)	#Public (Pu)	#Private (Pr)
2 (PU)	0 (PR)	0 (PU)	0 (PR)

Yard Waste Tons Collected		
25.00		
Litter Costs	Litter Bags	Miles of Litter Cleaned
\$31,984.96	3,627	3101

**Educational Activity:**

COLLECTION: Advertised cleanup events in each city and free pick up for large items.

DISPOSAL: None reported.

RECYCLING/REDUCTION: None reported.

ANTI-LITTERING: Todd County began dispensing anti-litter material throughout the county, as well as to the schools.

ANTI-DUMPING: None reported.

ENFORCEMENT: None reported.

SITING: None reported.

**Special Events:**

Elkton Spring Cleanup  
Guthrie Spring Cleanup  
Trenton Spring Cleanup

**Department for Environmental Protection  
Division of Waste Management  
2010 County Annual Report Summary**

**TRIGG**

SW Coordinator Jesse Thomas

Full-time

Disposal				UNIVERSAL Collection				Recyclables			
		Avg. \$ per Ton:	\$38.99			Avg. \$ per Month per Household	\$14.67				
Disposal Facility	Permit#	#Tons	\$Per Ton	Collection Sys	Primary(P)	Monthly \$	#	%	Accepted	Amount	Unit

FREEDOM WASTE (PRINCETO		1,564	\$44.75	DOOR-TO-DOOR/FRANCHISE	S	Zero	3	.05	CARDBOARD	75.00	TONS
HOPKINS REGIONAL LANDFIL	05400012	3,054	\$51.45	DOOR-TO-DOOR/FRANCHISE	S	Zero	1	.02	ELECTRONIC SCRAP	71.25	TONS
HOPKINSVILLE		5,732	\$36.75	DOOR-TO-DOOR/FRANCHISE	P	\$14.00	1,387	25.27	GLASS	31.50	TONS
WASTE INDUSTRIES, DOVER		243	\$32.00	DOOR-TO-DOOR/FRANCHISE	P	\$13.00	411	7.49	LEAD ACID BATTERIES	87.00	EACH
WASTE PATH SANITARY LAN	07900015	1,111	\$30.00	DOOR-TO-DOOR/PERMIT	P	\$17.00	2,625	47.82	METALS FERROUS (STEEL...)	604.25	TONS
<b>Totals:</b>		<b>11,704.05</b>		<b>Total Households Participating:</b>			<b>4,427</b>	<b>80.65</b>	MOTOR OIL	800.00	GAL
				<b>Total Households:</b>			<b>5,489</b>		NEWSPRINT	69.28	TONS
									OFFICE PAPER MIXED	7.50	TONS
									PESTICIDE CONTAINERS	1.00	TONS
									PLASTIC (2 LTR POP BTLS [PET]	8.00	TONS
									PLASTIC (MILK JUGS [HDPE])	4.00	TONS
									PRINTER TONER CARTRIDGES	50.00	UNITS
									STEEL CANS (TIN CANS)	7.00	TONS
									TIRES	847.00	TIRES
									USED BEVERAGE CANS	2.00	TONS
									<b>Total Tons:</b>	<b>880.78</b>	

Open Dumps			
Dumps	Tons	Cleanup	Dumps
Cleaned	Collected	Cost	Remaining
0	0	\$0	0

Funds Received		
STATE	LITTER GRANT	\$31,742.27
<b>Totals:</b>		<b>\$31,742.27</b>

Recycling			
Door-to-Door			
Avail?	Owner	OP Area	# of House

Enforcement			
Verbal	Warning	Citations	Court
Warnings	Letters	Issued	Actions
0	17	0	4

Fees Collected	
CONVENIENCE CENTER	\$10,490.00
PROCEEDS FROM SALE OF RECYCLABLES	\$8,792.16
<b>Totals:</b>	<b>\$19,282.16</b>

Drop-off		Composting/	
#Public (Pu)	#Private (Pr)	#Public (Pu)	#Private (Pr)
1 (PU)	0 (PR)	0 (PU)	0 (PR)

Yard Waste Tons Collected		
		20.00
Litter Costs	Litter Bags	Miles of Litter Cleaned
\$54,430.25	1,852	613

**Educational Activity:**

COLLECTION: Traveling Recycling Trailer throughout county. Flyers notifying public of pickup schedule.  
DISPOSAL: None reported.  
RECYCLING/REDUCTION: Media advertising county sponsored 4-H trash sculpture contest, 4-H Project Work Day, National Association of Retired Federal Employees, Kiwanis and recycling flyers. Also several Civic Clubs, including Civitan-Rotary International- Lions and the Trigg-Lyon County Newcomers Ladies.  
ANTI-LITTERING: Advertisements for 4-H Environmental Day Camp, 4-H club meetings, distribution of activity books to youth, pens, pencils, anti-bacterial hand gel, chapstick, no littering signs, Halloween treat bags.  
ANTI-DUMPING: No dumping signs posted, CCW, Radio advertisements, talking to civic groups.  
ENFORCEMENT: None reported.  
SITING: None reported.

**Special Events:**



# UNION

SW Coordinator NONE

Disposal				UNIVERSAL		Collection			Recyclables		
		Avg. \$ per Ton:	\$34.16			Avg. \$ per Month per Household		\$14.08			
Disposal Facility	Permit#	#Tons	\$Per Ton	Collection Sys	Primary(P)	Monthly \$	#	%	Accepted	Amount	Unit
DAVISS COUNTY FISCAL CO	03000004	23	\$24.25	CONVENIENCE CENTER	S	Null	2,305	39.15	CARDBOARD	34.00	TONS
DOZIT COMPANY INC	11300005	10,438	\$34.67	DOOR-TO-DOOR/PERMIT	P	\$14.50	21	.36	COMPOST MTLs/ YARD WASTE	200.00	TONS
HOPKINS REGIONAL LANDFIL	05400012	100	\$52.88	DOOR-TO-DOOR/PERMIT	P	\$15.00	17	.29	ELECTRONIC SCRAP	8.80	TONS
WASTE PATH SANITARY LAN	07900015	4	\$25.00	DOOR-TO-DOOR/PERMIT	P	\$15.00	66	1.12	GLASS	7.60	TONS
WEST END LANDFILL	INDIANA	2,787	\$34.00	DOOR-TO-DOOR/PERMIT	P	\$8.25	685	11.63	LEAD ACID BATTERIES	54.00	EACH
				DOOR-TO-DOOR/PERMIT	P	\$8.02	638	10.84	METALS FERROUS (STEEL...)	8,617.63	TONS
				DOOR-TO-DOOR/PERMIT	P	\$25.30	1,270	21.57	METALS NON-FERROUS	203.37	TONS
				MUNICIPALLY OWNED	P	\$12.52	510	8.66	MIXED RESIDENTIAL PAPER	32.00	TONS
Total Households Participating:						5,512	93.61		MOTOR OIL	1,568.00	GAL
Total Households:						5,888			NEWSPRINT	127.00	TONS
									OFFICE PAPER MIXED	22.25	TONS

Open Dumps			
Dumps Cleaned	Tons Collected	Cleanup Cost	Dumps Remaining
6	0	\$191	1

Funds Received		
STATE	LITTER GRANT	\$28,573.33
STATE	RECYCLING GRANT	\$13,519.00
<b>Totals:</b>		<b>\$42,092.33</b>

Recycling			
Door-to-Door			
Avail?	Owner	OP Area	# of House
<input type="checkbox"/>			

PLASTIC (2 LTR POP BTLS [PET])	6.50	TONS
PLASTIC (MILK JUGS [HDPE])	4.00	TONS
SEWAGE SLUDGE	880.00	TONS
TIRES	582.00	TIRES
USED BEVERAGE CANS	18.78	TONS
<b>Total Tons:</b>	<b>10,171.93</b>	

Enforcement			
Verbal Warnings	Warning Letters	Citations Issued	Court Actions
6	23		

Fees Collected	
FRANCHISE FEE	\$42,022.95
GARBAGE COLLECTION	\$417,187.36
HOST AGREEMENT	\$60,782.56
PERMIT FEE	\$200.00
PROCEEDS FROM SALE OF RECYCLABLES	\$16,554.27
<b>Totals:</b>	<b>\$536,747.14</b>

Drop-off		Composting/	
#Public (Pu)		#Public (Pu)	
#Private (Pr)		#Private (Pr)	
1 (PU)	5 (PR)	0 (PU)	0 (PR)

<b>Yard Waste Tons Collected</b>		
200.00		
<b>Litter Costs / Litter Bags / Miles of Litter Cleaned</b>		
\$37,993.62	8,209	5894

### **Educational Activity:**

**COLLECTION:** Cities of Morganfield, Sturgis and Uniontown continued to provide collection of municipal solid waste to their residents by door-to-door weekly collection. Residents are educated about the services through billings and articles in the newspaper. County also uses private haulers and promote their collection services by advertising in the local newspaper. Updated website details all locations available to the public for recycling and solid waste disposal. Information where residents can dispose of household waste, bulky items such as furniture, appliances and tires is provided on the website and in the brochures.

**DISPOSAL:** The C D & D Landfill was advertised near Sturgis and the Dozit Landfill near Uniontown. Union County residents continued to enjoy the free disposal of 400 lbs of waste per day at the Dozit Landfill. Much publicity and many public notices were advertised about the landfill hours. Newly updated brochures outline the recycling drop-off locations as well as solid waste drop off locations and hours of operation. Brochures included phone numbers where residents may

### Special Events:

City of Uniontown Community Cleanup  
Fall Leaf Pickup - 6 weeks in the Fall  
Morganfield Fall Cleanup - 3 weeks  
Morganfield Spring Cleanup - 3 weeks

**Department for Environmental Protection  
Division of Waste Management**

**UNION**

**Continued**

**SW Coordinator** NONE

**2010 County Annual Report Summary**

call with questions, as well as information on how to report illegal dumping, how to prepare recyclables for drop-off and what can be accepted at all locations. Updated website details all locations available to the public for recycling and solid waste disposal.

**RECYCLING/REDUCTION:** A new school education program began in 2010. The ABC "A Bench for Caps" school recycling program is a partnership between school children, Tri-County Recycling Alliance, Kentucky Division of Waste Management and Green Tree Plastics, - a "hands-on", real life experience in acquiring conservation habits for a lifetime of green living. Students collected 250 pounds of metal-free plastic caps from soft drink bottles, detergent bottles, butter tubs, etc to exchange for a 6' playground bench made from Green Tree Plastics. The city and county schools continued participating in the largest and most extensive school recycling program in the state. Each school was provided a large, outdoor school recycling container and containers to move the materials inside the school facilities. Schools can safely store plastics, newspaper, aluminum cans, steel cans, magazines and office paper for recycling. The road department provides free transportation of the materials to their recycling facility. Three drop-off recycling centers were available to all county residents. The Union County Recycling Center provides free recycling for all county residents. The Recycling Center has expanded to nearly twice its original size and now has under roof, drive-through options for county residents. Aluminum cans were collected by the Union County Habitat for Humanity. Free electronics recycling was available to the residents during 2010. Freecycling was available to county residents during 2010 as an online waste exchange for residents. Over 7 tons of glass was recycled during 2010 and was dropped off at the recycling facility where it was crushed and used in the backfill for culverts construction projects. Newly updated brochures outline the recycling drop-off locations as well as solid waste drop off locations and hours of operation. Brochures included phone numbers where residents may call with questions, as well as information on how to report illegal dumping, how to prepare recyclables for drop-off and what can be accepted at each location. Updated website details all locations available to the public for recycling and solid waste disposal.

**ANTI-LITTERING:** Solid Waste brochures outline illegal dumping and littering with phone numbers to call with questions. Updated website details all locations available to the public for recycling and solid waste disposal. Road Department conducted windshield surveys during the year and collected all tires located on state and county right of ways. Union County road department and jail work release program cleaned along all public roadways collecting trash from public properties during 2010. Solid Waste Coordinator conducted several school presentations to explain to residents why illegal dumping and littering harms the environment and what additional enforcement Union County was going to take to prevent illegal dumping and littering. The city of Uniontown conducted a community cleanup in the spring. The city of Morganfield conducted two community cleanups. The city of Sturgis conducted two community cleanups. Whispering Meadows Community residents of the subdivision received many enforcement and educational brochures in order to help curb illegal dumping, littering, and burning of waste. The Solid Waste Coordinator delivered the brochures door-to-door and answered questions face to face.

**ANTI-DUMPING:** Solid Waste brochures outline illegal dumping and littering with phone numbers to call with questions. Updated website details all locations available to the public for recycling and solid waste disposal. Solid Waste Coordinator conducted several school presentations to explain to residents why illegal dumping and littering harms the environment and what additional enforcement Union County was going to take to prevent illegal dumping and littering. Road Department conducted windshield surveys during the year and collected all tires located on state and county right of ways. Union County road department and jail work release program cleaned along all public roadways collecting trash from public properties during 2010.

**ENFORCEMENT:** Open Burning regulations were publicized in the local newspapers which informed residents of what was allowed to be burned and what wasn't allowed. This included burn bans. The updated burning brochures with enhanced definition of garbage helped to educate residents about not burning plastics especially. Flyers were distributed in a Sturgis Subdivision of the illegality of burning household waste in burn barrels. The city of Sturgis also placed a notice in the utility bills to inform residents of no burning regulations. Brochures were also passed out at churches. County Attorney, Fiscal Court and Solid Waste Coordinator worked together to strengthen solid waste enforcement and to help enforcement of illegal dumping and littering by investigating, documenting and reporting dumps, visiting sites and sending letters to offenders. A trash brochure outlining the county ordinances and the state statutes regarding open burning, littering and the punishment for such crimes was made available to residents who were found to be in violation. Updated website details all locations available to the public for recycling and solid waste disposal.

**SITING:** Requirements for siting a landfill in Union County were approved the previous year by the fiscal court when initial application for a newly proposed CD & D was presented to the county. Residents can email questions to the solid waste coordinator for specific recycling or waste disposal needs and information.

**Department for Environmental Protection  
Division of Waste Management  
2010 County Annual Report Summary**

**WARREN**

SW Coordinator STANLEY R. REAGAN Full-time

Disposal				MANDATORY Collection				Recyclables		
	Avg. \$ per Ton:	\$31.74				Avg. \$ per Month per Household	\$18.44			
Disposal Facility	Permit#	#Tons	\$Per Ton	Collection Sys	Primary(P)	Monthly \$	#	%	Accepted	Amount Unit
GLASGOW CITY OF	00500001	18	\$30.00	DOOR-TO-DOOR/FRANCHISE	P	\$17.65	Null		ANTIFREEZE / ETHYL GLYCOL	931.00 GAL
HOPKINS REGIONAL LANDFIL	05400012	60,700	\$37.00	DOOR-TO-DOOR/FRANCHISE	P	\$17.65	683	1.89	ASPHALT	495.00 TONS
OHIO COUNTY FISCAL COURT	09200010	36,846	\$32.90	DOOR-TO-DOOR/FRANCHISE	P	\$17.65	30,758	84.89	CARDBOARD	752.00 TONS
SOUTHERN SANITATION	07100006	10,470	\$27.04	DOOR-TO-DOOR/FRANCHISE	P	\$17.65	4,791	13.22	CLOTH	8.50 TONS
				TRANSFER STATION	S	\$21.58	Null		COMPOST MTLS/ YARD WASTE	1,970.00 TONS
<b>Totals:</b>				<b>Total Households Participating:</b>				<b>36,232</b>	<b>100.0</b>	
				<b>Total Households:</b>				<b>36,232</b>		
									CONCRETE	198.00 TONS
									ELECTRONIC SCRAP	37.50 TONS
									GLASS	565.00 TONS
									LEAD ACID BATTERIES	7,529.00 EACH
									METALS FERROUS (STEEL...)	46,890.00 TONS
									METALS NON-FERROUS	7,971.00 TONS
									MIXED RESIDENTIAL PAPER	288.00 TONS
									MOTOR OIL	16,497.00 GAL
									NEWSPRINT	1,014.00 TONS
									OFFICE PAPER MIXED	200.00 TONS
									OFFICE PAPER WHITE	100.00 TONS
									PAINT	500.00 GAL
									PESTICIDE CONTAINERS	12.50 TONS
									PLASTICS NS NONSPECIFIC	330.00 TONS
									PRINTER TONER CARTRIDGES	47,376.00 UNITS
									STEEL CANS (TIN CANS)	88.00 TONS
									TIRES	18,720.00 TIRES
									USED BEVERAGE CANS	45.00 TONS
									<b>Total Tons:</b>	<b>60,964.50</b>

Open Dumps			
Dumps Cleaned	Tons Collected	Cleanup Cost	Dumps Remaining
6	0	\$161,058	13

Funds Received		
FEDERAL	CONSERV GRANT	Zero
STATE	CONSERV GRANT	\$5,000.00
STATE	EMER DUMP GRANT	\$1,565.42
STATE	LITTER GRANT	\$110,995.68
STATE	OPEN DUMP GRANT	\$133,583.81
<b>Totals:</b>		<b>\$251,144.91</b>

Recycling			
Door-to-Door			
Avail?	Owner	OP Area	# of House
<input type="checkbox"/>	PR	CO	27000

Enforcement			
Verbal Warnings	Warning Letters	Citations Issued	Court Actions
115	98	1	1

Fees Collected	
FRANCHISE FEE	\$1,119,200.53
PROCEEDS FROM SALE OF RECYCLABLES	\$30,954.69
<b>Totals:</b>	<b>\$1,150,155.22</b>

Drop-off		Composting/	
#Public (Pu)	#Private (Pr)	#Public (Pu)	#Private (Pr)
0 (PU)	4 (PR)	0 (PU)	1 (PR)

Yard Waste Tons Collected		
2,450.00		
Litter Costs / Litter Bags / Miles of Litter Cleaned		
\$126,703.94	23,708	6479

**Educational Activity:**

**Special Events:**



**Department for Environmental Protection  
Division of Waste Management  
2010 County Annual Report Summary**

**SW Coordinator** STANLEY R. REAGAN Full-time

**WARREN**  
Continued

**COLLECTION:** Media resources used for education information and advertising. News releases, interviews for stories on-air and print; advertising on radio and in newspaper. Door hangers or post-it-notes distributed by franchises to customers. Government access TV.

**DISPOSAL:** News releases & interviews directed to general public to inform of mandatory waste pick up ordinances and illegal dumping penalties. Proper set out times and collection standards promoted.

**RECYCLING/REDUCTION:** Reduction, re-use & Recycling promoted as best management practice in all education projects. E-Scrap program advertised in newspaper and with banners, radio & TV. Ongoing curbside recycling program advertising by county's recycling franchisee.

**ANTI-LITTERING:** Proper disposal of waste products addressed in group presentations, literature distributed about litter and penalties and cost of littering activities. T-shirts worn by litter pickup crew and used as advertising tools with groups.

**ANTI-DUMPING:** Working with code officials to identify new dump sites. Working with County attorney to prosecute illegal dumpers. Continued to promote 1-888-NO-DUMPS hotline. Working with trash haulers and county jail to cleanup small roadside dumps.

**ENFORCEMENT:** Proper disposal of waste products is addressed in all education materials. Utilizing Code Enforcement process and its notices of violation to inform people of right actions. Utilizing city of Bowling Green's Summer Stroll programs to disseminate information.

**SITING:** City-County Planning Commission requires conditional use permit and sometimes a change in zoning designation for waste facilities. Informational literature distributed with applications. Using Office of Storm water management to assist in communicating compliance concerns.

Commonwealth Cleanup Week  
Environmental Stewardship Award  
E-Scrap Collection  
Litter Abatement Education Program (LEAP)

**Department for Environmental Protection  
Division of Waste Management  
2010 County Annual Report Summary**

**WASHINGTON**

SW Coordinator George Ann Palmer

Full-time

Disposal				MANDATORY Collection				Recyclables			
Avg. \$ per Ton: \$29.71				Avg. \$ per Month per Household \$13.00							
Disposal Facility	Permit#	#Tons	\$Per Ton	Collection Sys	Primary(P)	Monthly \$	#	%	Accepted	Amount	Unit
HARDIN COUNTY FISCAL COU	04700040	5,577	\$28.25	DOOR-TO-DOOR/FRANCHISE	P	\$13.00	4,872	97.32	ANTIFREEZE / ETHYL GLYCOL	92.00	GAL
NELSON COUNTY FISCAL CO	09000001	200	\$31.16	TRANSFER STATION	S	Null	Null		CARDBOARD	1,051.99	TONS
<b>Totals:</b>		<b>5,776.95</b>		<b>Total Households Participating:</b>			<b>4,872</b>	<b>97.32</b>	COMPOST MTLs/ YARD WASTE	2,340.00	TONS
				<b>Total Households:</b>			<b>5,006</b>		COMPOST MTLs/ YARD WASTE	25.00	TONS
									ELECTRONIC SCRAP	37.30	TONS
									GLASS	265.00	TONS
									LEAD ACID BATTERIES	848.00	EACH
									METALS FERROUS (STEEL...)	95.23	TONS
									METALS NON-FERROUS	5.25	TONS
									MIXED RESIDENTIAL PAPER	225.61	TONS
									MOTOR OIL	2,257.00	GAL
									NEWSPRINT	796.35	TONS
									OFFICE PAPER MIXED	72.32	TONS
									OFFICE PAPER WHITE	16.48	TONS
									PAINT	22.00	GAL
									PESTICIDE CONTAINERS	3.50	TONS
									PLASTIC (2 LTR POP BTLS [PET])	20.32	TONS
									PLASTIC (MILK JUGS [HDPE])	11.03	TONS
									PLASTICS NS NONSPECIFIC	27.96	TONS
									PLASTICS NS NONSPECIFIC	123.73	TONS
									PRINTER TONER CARTRIDGES	1,200.00	UNITS
									SEWAGE SLUDGE	1,678.00	TONS
									STEEL CANS (TIN CANS)	23.22	TONS
									USED BEVERAGE CANS	25.04	TONS
									WOOD / PALLETS	96.50	EACH
									<b>Total Tons:</b>	<b>6,843.33</b>	

Open Dumps			
Dumps Cleaned	Tons Collected	Cleanup Cost	Dumps Remaining
4	44.32	\$7,151	0

Funds Received		
FEDERAL	USDA GRANT	Null
STATE	EMER DUMP GRANT	\$7,694.37
STATE	LITTER GRANT	\$21,186.06
STATE	OPEN DUMP GRANT	\$7,096.05
STATE	RECYCLING GRANT	\$47,936.00
<b>Totals:</b>		<b>\$83,912.48</b>

Recycling			
Door-to-Door			
Avail?	Owner	OP Area	# of House
<input checked="" type="checkbox"/>		CC	2500

Enforcement			
Verbal Warnings	Warning Letters	Citations Issued	Court Actions
0	14	69	69

Fees Collected	
FRANCHISE FEE	\$17,469.96
GENERAL REVENUE	\$1,977.00
LANDFILL USER FEES	\$19,600.66
PERMIT FEE	\$30.00
PROCEEDS FROM SALE OF RECYCLABLES	\$128,165.00
TRANSFER STATION	\$3,399.07

Drop-off		Composting/	
#Public (Pu)	#Private (Pr)	#Public (Pu)	#Private (Pr)
2 (PU)	0 (PR)	0 (PU)	0 (PR)

Yard Waste Tons Collected		
25.00		
Litter Costs / Litter Bags / Miles of Litter Cleaned		
\$25,574.16	2,253	487

SW Coordinator George Ann Palmer Full-time

Department for Environmental Protection  
Division of Waste Management  
2010 County Annual Report Summary

Totals: \$170,641.69

WASHINGTON  
Continued

Educational Activity:

**COLLECTION:** Franchisee funds and presents quarterly PSA's and newspaper ads.

**DISPOSAL:** Education in disposal and reduction provided through our recycling campaigns.

**RECYCLING/REDUCTION:**Through grant funding and private business contributions Washington County provided our school children a viable and effective education in plastic recycling through our school recycling contest.

**ANTI-LITTERING:** Anti-littering education is growing as we allow non-profit organizations to participate in our PAL program. Last year we had five non-profit groups participating with several groups asking for inclusion. Using litter abatement monies to fund non-profit groups "pet" projects has proven to be educational.

**Anti-Dumping:** Stiffer enforcement actions, NOV's and court actions for identified dumpers has proven to deter dumpers and encouraged the reporting of illegal dumping.

**ENFORCEMENT:** Through newspaper accounts of court and judicial actions as a result of the issuance of summons no taxpayer or grant monies are spent on enforcement education.

Special Events:

3rd annual school recycling contest  
6 Months free use of transfer station  
Aluminum can buyback

# WAYNE

Full-time

SCOTT CO VOLUNTEER REGI	TN	9,410	\$50.25	DOOR-TO-DOOR/PERMIT	S	\$14.00	30	.34	CARDBOARD	207.30	TONS
				DOOR-TO-DOOR/PERMIT	P	\$14.00	480	5.41	ELECTRONIC SCRAP	17.58	TONS
<b>Totals:</b>		<b>9,410.09</b>		DOOR-TO-DOOR/PERMIT	P	\$14.00	3,512	39.62	LEAD ACID BATTERIES	4,382.00	EACH
				MUNICIPALLY OWNED	P	\$7.00	2,605	29.39	METALS FERROUS (STEEL...)	64.78	TONS
				TRANSFER STATION	S	Null	Null		METALS NON-FERROUS	6,673.00	TONS
				<b>Total Households Participating:</b>			<b>6,627</b>	<b>74.75</b>	MOTOR OIL	5,472.00	GAL
				<b>Total Households:</b>			<b>8,865</b>		NEWSPRINT	46.30	TONS
									PLASTIC (S/L TP, POP, BTL, PET)	1.67	TONS

PLASTIC (MILK JUGS [HDPE])	3.09	TONS
TIRES	32,360.00	TIRES
USED BEVERAGE CANS	2.10	TONS
<b>Total Tons:</b>	<b>7,018.82</b>	

<b>Yard Waste Tons Collected</b>		
<b>Litter Costs / Litter Bags / Miles of Litter Cleaned</b>		
<b>\$34,843.07</b>	<b>3,722</b>	<b>480</b>

### Special Events:

E-scrap Day  
Recycle  
Tire amnesty  
Year Round Household Pickup

**Department for Environmental Protection  
Division of Waste Management  
2010 County Annual Report Summary**

**WEBSTER**

SW Coordinator Linda Wilson

Disposal				UNIVERSAL Collection				Recyclables			
		Avg. \$ per Ton:	\$36.95			Avg. \$ per Month per Household	\$16.17				
Disposal Facility	Permit#	#Tons	\$Per Ton	Collection Sys	Primary(P)	Monthly \$	#	%	Accepted	Amount	Unit
DAVIESS COUNTY FISCAL CO	03000004	35	\$24.25	CONVENIENCE CENTER	S	Null	3,200	57.95	CARDBOARD	124.46	TONS
DOZIT COMPANY INC	11300005	4,767	\$36.00	DOOR-TO-DOOR/PERMIT	P	\$21.00	49	.89	COMPOST MTLs/ YARD WASTE	252.00	TONS
HOPKINS REGIONAL LANDFIL	05400012	4,222	\$52.88	DOOR-TO-DOOR/PERMIT	P	\$16.00	20	.36	ELECTRONIC SCRAP	47.64	TONS
OHIO COUNTY FISCAL COURT	09200010	54	\$34.65	DOOR-TO-DOOR/PERMIT	P	\$15.00	31	.56	GLASS	9.19	TONS
				DOOR-TO-DOOR/PERMIT	P	\$20.00	12	.22	LEAD ACID BATTERIES	345.00	EACH
				MUNICIPALLY OWNED	P	\$12.00	640	11.59	METALS FERROUS (STEEL...)	180.00	TONS
				MUNICIPALLY OWNED	P	\$13.00	1,302	23.58	MIXED RESIDENTIAL PAPER	22.68	TONS
		<b>Totals:</b>	<b>9,077.46</b>						MOTOR OIL	4,786.00	GAL
									NEWSPRINT	42.92	TONS
									OFFICE PAPER MIXED	5.93	TONS
									PLASTICS NS NONSPECIFIC	14.00	TONS
									SEWAGE SLUDGE	1,261.44	TONS
									STEEL CANS (TIN CANS)	2.87	TONS
									TIRES	15,981.00	TIRES
									USED BEVERAGE CANS	3.85	TONS
									<b>Total Tons:</b>	<b>1,966.98</b>	

Open Dumps			
Dumps	Tons	Cleanup	Dumps
Cleaned	Collected	Cost	Remaining
1	0		1

Funds Received		
STATE	LITTER GRANT	\$27,509.39
STATE	RECYCLING GRANT	\$81,150.00
<b>Totals:</b>		<b>\$108,659.39</b>

Recycling			
Door-to-Door			
Avail?	Owner	OP Area	# of House

Enforcement			
Verbal	Warning	Citations	Court
Warnings	Letters	Issued	Actions
8	4	0	0

Fees Collected	
CONVENIENCE CENTER	\$451.00
GARBAGE COLLECTION	\$342,190.40
PERMIT FEE	\$990.00
PROCEEDS FROM SALE OF RECYCLABLES	\$50,556.00
<b>Totals:</b>	<b>\$394,187.40</b>

Drop-off		Composting/	
#Public (Pu)	#Private (Pr)	#Public (Pu)	#Private (Pr)
3 (PU)	3 (PR)	0 (PU)	0 (PR)

Yard Waste Tons Collected		
252.00		
Litter Costs	Litter Bags	Miles of Litter Cleaned
\$43,622.93	2,926	844

**Educational Activity:**

**COLLECTION:** Residents continued to enjoy free drop-off of household waste and recycling opportunities at the three compaction centers. Newly updated color brochures outlined recycling drop off locations as well as solid waste drop off locations and hours of operation were distributed by employees at the compaction center and throughout the schools and in the community. Brochures included phone numbers where residents may call with questions, as well as information on how to report illegal dumping, how to prepare recyclables for drop-off and what can be accepted at the each compaction location. Updated website details all locations available to the public for recycling and solid waste disposal. Information where residents can dispose of household waste, bulky items such as furniture, appliances and tires is provided on the website and in the brochures.

**DISPOSAL:** County employees distribute informational flyers at the three compaction centers and call-in questions are handled by staff. Newly updated brochures outline the recycling drop-off locations as well as solid waste drop off locations and hours of operation. Brochures included phone numbers where residents may call with questions, as well as information on how to report illegal dumping, how to prepare recyclables for drop-off and what can be accepted at the compaction centers. Update website details all locations available to the public for solid waste disposal. Information where residents can dispose of household waste, bulky items such as furniture, appliances and tires is provided on the website and in the brochures.

**Special Events:**

City of Providence  
City of Providence  
City of Providence

**Department for Environmental Protection  
Division of Waste Management  
2010 County Annual Report Summary**

**WEBSTER**  
Continued

**SW Coordinator** Linda Wilson

**RECYCLING/REDUCTION:** A new school education program began in 2010. The ABC "A Bench for Caps" school recycling program is a partnership between school children, Tri-County Recycling Alliance, Kentucky Division of Waste Management and Green Tree Plastics, - a "hands-on", real life experience in acquiring conservation habits for a lifetime of green living. Students collected 250 pounds of metal-free plastic caps from soft drink bottles, detergent bottles, butter tubs, etc to exchange for a 6' playground bench made from Green Tree Plastics. The city and county schools continued participating in the largest and most extensive school recycling program in the state. Each school was provided a large, outdoor school recycling container, receptacles for can and bottle recycling, as well as recycling containers in each classroom. Webster County Road Department continued its aggressive cardboard recycling project with containers made by road crew employees and inmates. A float was made for the Christmas parade made out of recyclable items received at the compaction centers. The Road Department also collected tires. Free electronics recycling was available to the residents during 2010. Free drop off of household waste and recycling opportunities at the three compaction centers was available to Webster County residents.

**ANTI-LITTERING:** Solid Waste brochures outline illegal dumping and littering with phone numbers to call with questions. Litter cleanup events in April and October in the city of Providence --- was advertised in the local paper. Webster County jail provided litter cleanup on public property and along roadsides throughout the year. Road Department conducted windshield surveys during the year and collected all tires located on state and county right of ways.

**ANTI-DUMPING:** Solid Waste brochures outline illegal dumping and littering with phone numbers to call with questions. Updated website details all locations available to the public for recycling and solid waste disposal. County Attorney, Fiscal Court, Road Department, Sheriff and Solid Waste Coordinator continued to actively report and enforce illegal dumping laws and provide documentation to the courts.

**ENFORCEMENT:** County Attorney, Fiscal Court, Road Department, County Sheriff and Solid Waste Coordinator continued to actively report and enforce illegal dumping laws and provide documentation to the courts. Solid Waste brochures outline illegal dumping and littering with phone numbers to call with questions. Updated website details all locations available to the public for recycling and solid waste disposal. Brochures provided to those caught illegally dumping or burning waste.

**SITING:** None reported.

# WHITLEY

Full-time

Educational Activity:	Special Events:
COLLECTION: Provided info & educational materials in schools & to general public during Old Fashioned Days & other events held in county.	
DISPOSAL: Provided info & educational materials in schools & to general public during Old Fashioned Days Festival; 2009 Bulky Items Disposal /Appliance Days; W.C. Dumpster Days; Litter Lieutenants.	2010 Commonwealth Cleanup Week
RECYCLING/REDUCTION: Provided info & educational materials in schools & to general public during Old Fashioned Days Festival (same as collection).	2010 Laurel River Lake Cleanup
ANTI-LITTERING: Conducted anti-litter pledge campaign. Distributed info to general public & made presentations in schools.	2010 PRIDE Spring Cleanup & Oct Roadside PRIDE
ANTI-DUMPING: Provided info & educational materials in schools & to general public during Old Fashioned Days Festival. Made presentations in schools & distributed info.	Whitley County Dumpster Days
ENFORCEMENT: Provided information to the general public on disposal and collection requirements during community events.	
SITING: Advised general public and in school presentations the siting procedures for a new facility during community events.	

**Department for Environmental Protection  
Division of Waste Management  
2010 County Annual Report Summary**

**WOLFE**

SW Coordinator Ashley W. Bowman Full-time

Disposal				UNIVERSAL		Collection			Recyclables		
		Avg. \$ per Ton:	\$33.63			Avg. \$ per Month per Household		\$15.00			
Disposal Facility	Permit#	#Tons	\$Per Ton	Collection Sys	Primary(P)	Monthly \$	#	%	Accepted	Amount	Unit
RUMPKE OF KY MONTGOMER	08700003	884	\$38.25	DOOR-TO-DOOR/PERMIT	P	\$16.00	203	7.08	CARDBOARD	9.50	TONS
VEOLIA ES MOREHEAD LAND	10300007	1,164	\$29.00	DOOR-TO-DOOR/PERMIT	P	\$16.00	180	6.28	LEAD ACID BATTERIES	1,600.00	EACH
				DOOR-TO-DOOR/PERMIT	P	\$16.00	273	9.52	METALS FERROUS (STEEL...)	900.00	TONS
				TRANSFER STATION	S	\$12.00	1,000	34.88	METALS NON-FERROUS	12.00	TONS
				Total Households Participating:			1,656	57.76	NEWSPRINT	0.50	TONS
				Total Households:			2,867		OFFICE PAPER MIXED	1.00	TONS
									OFFICE PAPER WHITE	1.20	TONS
									PLASTIC (2 LTR POP BTLS [PET])	1.20	TONS
									PLASTIC (MILK JUGS [HDPE])	0.75	TONS
									STEEL CANS (TIN CANS)	1.00	TONS
									Total Tons:	927.15	

Open Dumps			
Dumps Cleaned	Tons Collected	Cleanup Cost	Dumps Remaining
10	0	\$286,988	8

Funds Received		
FEDERAL	PRIDE GRANT	\$10,000.00
STATE	LITTER GRANT	\$16,753.82
STATE	OPEN DUMP GRANT	\$285,524.07

Recycling			
Door-to-Door			
Avail?	Owner	OP Area	# of House

Enforcement			
Verbal Warnings	Warning Letters	Citations Issued	Court Actions
0	0	0	0

Fees Collected		
STATE	RECYCLING GRANT	\$150,557.00
<b>Totals:</b>		
PERMIT FEE		\$400.00
TRANSFER STATION		\$2,328.60
<b>Totals:</b>		

Drop-off		Composting/	
#Public (Pu)	#Private (Pr)	#Public (Pu)	#Private (Pr)
2 (PU)	0 (PR)	0 (PU)	0 (PR)

Yard Waste Tons Collected		
100.00		
Litter Costs / Litter Bags / Miles of Litter Cleaned		
\$16,947.88	933	260

**Educational Activity:**

**COLLECTION:** Frequent newspaper ads, flyers, speaking engagements & private garbage collectors speaking to homeowners along their routes.

**DISPOSAL:** Free Dump Weeks news articles.

**RECYCLING/REDUCTION:** Flyers, ads in newspaper and business involvement through new recycling hub. Trailers placed at all schools and speaking engagements at schools promoting recycling.

**ANTI-LITTERING:** Placement of signs throughout community; inmates picking up litter during busy days to show impact of littering.

**ANTI-DUMPING:** Pictures in paper before and after illegal dumping. Signs posted stating fines.

**ENFORCEMENT:** Issue of fines, citations and verbal warnings to person(s) whose names are found among trash, etc.

**SITING:** None reported.

**Special Events:**

Free Dump Weeks (Fall & Spring)

Wolfe County Recycle Hub



**Department for Environmental Protection  
Division of Waste Management  
2010 County Annual Report Summary**

**WOODFORD**

SW Coordinator Wade Johnson

Full-time

Disposal				UNIVERSAL Collection				Recyclables		
		Avg. \$ per Ton:	\$34.58			Avg. \$ per Month per Household	\$11.88			
Disposal Facility	Permit#	#Tons	\$Per Ton	Collection Sys	Primary(P)	Monthly \$	#	%	Accepted	Amount Unit

ALLIED WASTE SERVICES-BE	03700009	8,193	\$46.00
CENTRAL KENTUCKY LANDFI	10500016	273	\$19.48
RUMPKE OF KY MONTGOMER	08700003	8,044	\$38.25

**Totals:** **16,510.00**

CONVENIENCE CENTER	S	Null	Null
DOOR-TO-DOOR/FRANCHISE	S	\$11.90	698 7.09
DOOR-TO-DOOR/FRANCHISE	P	\$11.73	4,796 48.7
MUNICIPALLY OWNED	S	\$12.00	3,025 30.71

**Total Households Participating:** **8,519** **86.88**  
**Total Households:** **9,806**

ANTIFREEZE / ETHYL GLYCOL	175.00	GAL
CARDBOARD	487.74	TONS
ELECTRONIC SCRAP	11.42	TONS
LEAD ACID BATTERIES	280.00	EACH
METALS FERROUS (STEEL...)	110.33	TONS
METALS NON-FERROUS	4.45	TONS
MIXED RESIDENTIAL PAPER	371.62	TONS
MOTOR OIL	2,525.00	GAL
NEWSPRINT	11.38	TONS
OFFICE PAPER WHITE	21.50	TONS
PLASTIC (2 LTR POP BTLS [PET]	47.46	TONS
PLASTIC (LDPE)	7.91	TONS
PLASTIC (MILK JUGS [HDPE])	8.24	TONS
PLASTICS NS NONSPECIFIC	7.26	TONS
STEEL CANS (TIN CANS)	28.65	TONS
TIRES	15.40	TIRES
USED BEVERAGE CANS	11.80	TONS

**Total Tons:** **1,129.76**

Open Dumps			
Dumps	Tons	Cleanup	Dumps
Cleaned	Collected	Cost	Remaining
0	0	\$0	1

Funds Received		
STATE	LITTER GRANT	\$31,392.29
STATE	RECYCLING GRANT	\$124,061.00

**Totals:** **\$155,453.29**

Recycling			
Door-to-Door			
Avail?	Owner	OP Area	# of House
<input checked="" type="checkbox"/>	CI	CI	450
	CI	CI	950
	CO	CO	1276

Enforcement			
Verbal	Warning	Citations	Court
Warnings	Letters	Issued	Actions
0	0	0	0

Fees Collected	
CONVENIENCE CENTER	\$111,811.33
FRANCHISE FEE	\$36,171.97
GARBAGE COLLECTION	\$457,688.02
PERMIT FEE	\$400.00
PROCEEDS FROM SALE OF RECYCLABLES	\$122,990.20
<b>Totals:</b>	<b>\$729,061.52</b>

Drop-off		Composting/	
#Public (Pu)	#Private (Pr)	#Public (Pu)	#Private (Pr)
0 (PU)	1 (PR)	1 (PU)	0 (PR)

Yard Waste Tons Collected		
Zero		
Litter Costs	Litter Bags	Miles of Litter Cleaned
\$28,274.55	859	348

**Educational Activity:**

**COLLECTION:** The WCRC collects recyclables from Woodford Co. schools as well as over 100 businesses. Roadside cleanups are done and many cleanup events held. County wide and city pickup is also administered and offered to every household.

**DISPOSAL:** The WCRC does articles in the Woodford Sun (local newspaper) as well as present information at events about disposal of solid waste and recyclable. We provide information sheets about facility and services offered.

**RECYCLING/REDUCTION:** The WCRC emphasizes recycling / reduction in community events, civic and school groups. The Woodford Sun publishes PSA to

**Special Events:**

America Recycles Day  
River Sweep  
Teacher Resource Fair

**Department for Environmental Protection  
Division of Waste Management  
2010 County Annual Report Summary**

**WOODFORD**  
**Continued**

**SW Coordinator** Wade Johnson Full-time

remind community in general about recycling/reduction.

**ANTI-LITTERING:** The WCRC participates in school and civic group settings on anti-littering and importance of clean community. The Woodford Sun published PSA to remind community in general about anti-littering.

**ANTI-DUMPING:** Through education and advertising, the WCRC is able to inform community on laws against illegal dumping. The WCRC also provides free disposal for items found in most illegal dumps.

**ENFORCEMENT:** The WCRC sends out 14-day letters to property owners after verifying complaint. The letters are usually followed up by responding property owners and rectifying problem. This process is verified through the PVA office.

**SITING:** Siting is addressed by Planning and Zoning regulations.

Woodford County Safety Fair

**Department for Environmental Protection**

**Division of Waste Management**

**County Annual Report Summary**

**Totals for Report Year: 2010**

Disposal		Collection			Recyclables	
	Avg. \$ per Ton: \$34.58		Avg. \$ per Month per Household \$14.66			
# Tons		# Households	# Participating	%	Tons	Tires
4,401,915.00		1,735,088	1,503,687	86.66%	2,325,330.10	1,102,096.21

Open Dumps			
Dumps Cleaned	Tons Collected	Cleanup Cost	Dumps Remaining
336	2,154	\$2,751,759.03	275

Funds Received
\$14,731,652.37

Recycling	
Door-to-Door	
# of Counties	# of Houses
34	516,631

Yard Waste Tons Collected
For FY 2010 367,127.00

Enforcement			
Verbal Warnings	Warning Letters	Citations Issued	Court Actions
4,316	10,273	3,870	430

Fees Collected
\$132,703,439.83

Drop-off		Composting/	
#Public (Pu)	#Private (Pr)	#Public (Pu)	#Private (Pr)
183 (PU)	174 (PR)	23 (PU)	17 (PR)

Solid Waste Coordinators	
Total SWC's:	112
Total Full Time SWC's:	55
Total Part Time SWC's:	41

Litter Costs / Litter Bags / Miles of Litter Cleaned		
\$6,870,665.10	749,474	215,814

## Grant Awards

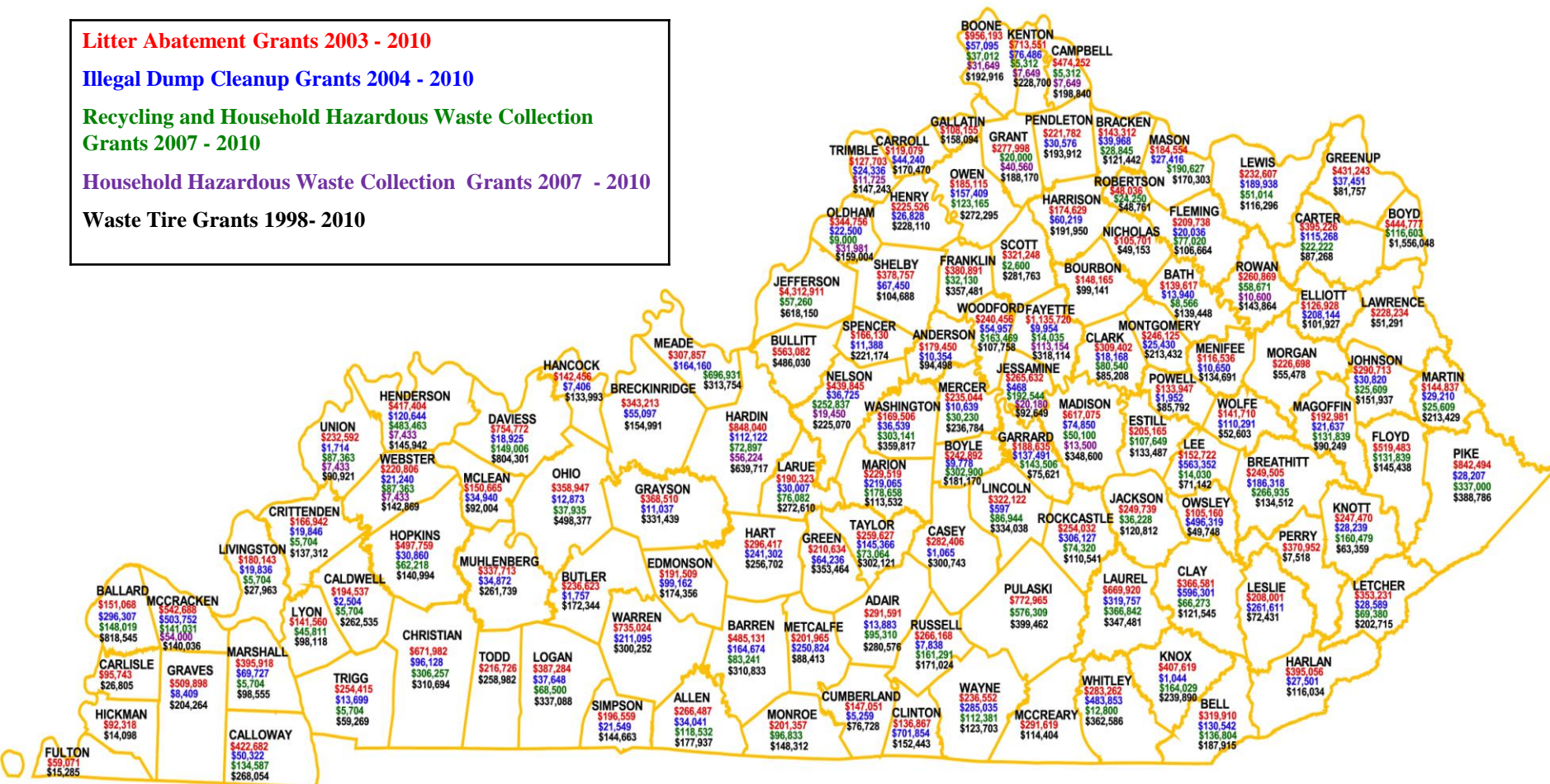
## Litter Abatement Grants 2003 - 2010

## Illegal Dump Cleanup Grants 2004 - 2010

## Recycling and Household Hazardous Waste Collection Grants 2007 - 2010

## Household Hazardous Waste Collection Grants 2007 - 2010

## Waste Tire Grants 1998- 2010



## KY Pride Grant Summary

COUNTY	TOTAL LITTER GRANTS 2003-2010	TOTAL DUMP GRANTS 2004-2010	TOTAL RECYCLING GRANTS 2007-2010	TOTAL HHW GRANTS 2007-2010	TOTAL TIRE GRANTS 1998-2010	TOTAL GRANT FUNDS
Adair	\$291,591	\$18,750	\$95,310		\$280,576	\$686,227
Allen	\$266,487	\$34,159	\$118,532		\$177,937	\$597,116
Anderson	\$179,450	\$10,354			\$94,498	\$284,302
Ballard	\$151,068	\$296,307	\$148,019		\$818,545	\$1,413,938
Barren	\$485,131	\$183,476	\$83,241		\$310,833	\$1,062,681
Bath	\$139,617	\$16,433	\$8,566		\$139,448	\$304,064
Bell	\$319,910	\$190,652	\$136,804		\$187,915	\$835,281
Boone	\$956,193	\$57,095	\$37,012	\$31,649	\$192,916	\$1,274,865
Bourbon	\$148,165				\$99,141	\$247,306
Boyd	\$444,777		\$116,603		\$1,556,048	\$2,117,427
Boyle	\$242,892	\$46,499	\$302,900		\$181,170	\$773,461
Bracken	\$143,312	\$40,247	\$28,845		\$121,442	\$333,846
Breathitt	\$249,505	\$208,414	\$266,935		\$134,512	\$859,366
Breckenridge	\$343,213	\$64,670			\$154,991	\$562,873
Bullitt	\$563,082				\$486,030	\$1,049,112
Butler	\$236,623	\$3,643			\$172,344	\$412,610
Caldwell	\$194,537	\$2,504	\$5,704		\$262,535	\$465,280
Calloway	\$422,682	\$77,725	\$134,587		\$268,054	\$903,048
Campbell	\$474,252		\$5,312	\$7,649	\$198,840	\$686,053
Carlisle	\$95,743				\$26,805	\$122,548
Carroll	\$119,079	\$44,240			\$170,470	\$333,789
Carter	\$395,226	\$118,101	\$22,222		\$87,268	\$622,817
Casey	\$282,406	\$99,668			\$300,743	\$682,817
Christian	\$671,982	\$96,128	\$306,257		\$310,694	\$1,385,061
Clark	\$309,402	\$18,168	\$80,540		\$85,208	\$493,319
Clay	\$366,581	\$812,161	\$66,273		\$121,545	\$1,366,560
Clinton	\$136,867	\$722,206			\$152,443	\$1,011,516
Crittenden	\$166,942	\$23,182	\$5,704		\$137,312	\$333,139
Cumberland	\$147,051	\$5,259	\$0		\$76,728	\$229,039
Daviess	\$754,772	\$24,330	\$149,006		\$804,301	\$1,732,409
Edmonson	\$191,509	\$121,285			\$174,356	\$487,150
Elliott	\$126,928	\$208,144			\$101,927	\$436,998
Estill	\$205,165		\$107,649		\$133,487	\$446,302
Fayette	\$1,135,720	\$11,713	\$14,035	\$113,154	\$318,114	\$1,592,736
Fleming	\$209,738	\$20,554	\$77,020		\$106,664	\$413,976
Floyd	\$519,483		\$131,839		\$145,438	\$796,761
Franklin	\$380,891		\$32,130		\$357,481	\$770,502
Fulton	\$59,071				\$15,285	\$74,356
Gallatin	\$108,155				\$158,094	\$266,249
Garrard	\$188,635	\$172,466	\$143,506		\$75,621	\$580,228
Grant	\$277,998		\$20,000	\$40,560	\$188,170	\$526,728
Graves	\$509,898	\$8,409			\$204,264	\$722,572
Grayson	\$368,510	\$11,102			\$331,439	\$711,051
Green	\$210,634	\$70,833			\$353,464	\$634,931
Greenup	\$431,243	\$37,451			\$81,757	\$550,451
Hancock	\$142,456	\$7,406			\$133,993	\$283,855



## KY Pride Grant Summary

COUNTY	TOTAL LITTER GRANTS 2003-2010	TOTAL DUMP GRANTS 2004-2010	TOTAL RECYCLING GRANTS 2007-2010	TOTAL HHW GRANTS 2007-2010	TOTAL TIRE GRANTS 1998-2010	TOTAL GRANT FUNDS
Hardin	\$848,040	\$129,370	\$72,897	\$56,224	\$639,717	\$1,746,247
Harlan	\$395,056	\$103,968			\$116,034	\$615,058
Harrison	\$174,629	\$60,219			\$191,950	\$426,798
Hart	\$296,417	\$242,874			\$256,702	\$795,994
Henderson	\$417,404	\$120,644	\$483,463	\$7,433	\$145,942	\$1,174,886
Henry	\$225,526	\$33,944			\$228,110	\$487,580
Hickman	\$92,318				\$14,098	\$106,416
Hopkins	\$497,759	\$50,189	\$62,218		\$140,994	\$751,160
Jackson	\$249,739		\$36,228		\$120,812	\$406,779
Jefferson	\$4,312,911		\$57,260		\$618,150	\$4,988,321
Jessamine	\$265,632	\$468	\$192,544	\$20,180	\$92,649	\$571,474
Johnson	\$290,713	\$31,951	\$25,609		\$151,937	\$500,211
Kenton	\$713,551	\$134,546	\$5,312	\$7,649	\$228,700	\$1,089,759
Knott	\$247,470	\$36,062	\$160,479		\$63,359	\$507,369
Knox	\$407,619	\$1,044	\$164,029		\$239,890	\$812,582
LaRue	\$190,323	\$43,736	\$76,082		\$272,610	\$582,751
Laurel	\$669,920	\$325,077	\$366,842		\$347,481	\$1,709,320
Lawrence	\$228,234				\$51,291	\$279,525
Lee	\$152,722	\$715,353	\$14,030		\$71,142	\$953,247
Leslie	\$208,001	\$495,612			\$72,431	\$776,044
Letcher	\$353,231	\$28,589	\$69,380		\$202,715	\$653,915
Lewis	\$232,607	\$199,660	\$51,014		\$116,296	\$599,576
Lincoln	\$322,122	\$597	\$86,944		\$334,038	\$743,701
Livingston	\$180,143	\$19,836	\$5,704		\$27,963	\$233,646
Logan	\$387,284	\$53,972	\$68,500		\$337,088	\$846,844
Lyon	\$141,560		\$45,811		\$98,118	\$285,488
Madison	\$617,075	\$74,850	\$50,100	\$13,500	\$348,600	\$1,104,124
Magoffin	\$192,981	\$21,637	\$131,839		\$90,249	\$436,707
Marion	\$229,519	\$271,055	\$178,658		\$113,532	\$792,765
Marshall	\$395,918	\$69,727	\$5,704		\$98,555	\$569,904
Martin	\$144,837	\$39,826	\$25,609		\$213,429	\$423,700
Mason	\$184,554	\$27,416	\$190,627		\$170,303	\$572,899
McCracken	\$542,688	\$1,210,768	\$141,031	\$54,000	\$140,036	\$2,088,523
McCreary	\$291,619				\$114,404	\$406,023
McLean	\$150,665	\$34,940			\$92,004	\$277,609
Meade	\$307,857	\$164,160	\$696,931		\$313,754	\$1,482,701
Menifee	\$116,536	\$10,650			\$134,691	\$261,877
Mercer	\$235,044	\$10,639	\$30,230		\$236,784	\$512,698
Metcalfe	\$201,965	\$307,362	\$0		\$88,413	\$597,740
Monroe	\$201,357		\$96,833		\$148,312	\$446,501
Montgomery	\$246,125	\$25,430			\$213,432	\$484,987
Morgan	\$226,698				\$55,478	\$282,176
Muhlenberg	\$337,713	\$51,266			\$261,739	\$650,717
Nelson	\$439,845	\$36,725	\$252,837	\$19,450	\$225,070	\$973,927
Nicholas	\$105,701				\$49,153	\$154,854
Ohio	\$358,947	\$12,873	\$37,935		\$498,377	\$908,132

## KY Pride Grant Summary

COUNTY	TOTAL LITTER GRANTS 2003-2010	TOTAL DUMP GRANTS 2004-2010	TOTAL RECYCLING GRANTS 2007-2010	TOTAL HHW GRANTS 2007-2010	TOTAL TIRE GRANTS 1998-2010	TOTAL GRANT FUNDS
Oldham	\$344,756	\$22,500	\$9,000	\$31,981	\$159,004	\$567,241
Owen	\$185,115	\$404,610	\$123,165		\$272,295	\$985,185
Owsley	\$105,160	\$496,319			\$49,748	\$651,227
Pendleton	\$221,782	\$30,576			\$193,912	\$446,270
Perry	\$370,952				\$7,518	\$378,470
Pike	\$842,494	\$38,102	\$337,000		\$388,786	\$1,606,382
Powell	\$133,947	\$1,952			\$85,792	\$221,691
Pulaski	\$772,965		\$576,309		\$399,462	\$1,748,736
Robertson	\$48,036		\$24,250		\$48,761	\$121,047
Rockcastle	\$254,032	\$481,644	\$74,320		\$110,541	\$920,537
Rowan	\$260,869		\$58,671	\$10,600	\$143,864	\$474,004
Russell	\$266,168	\$7,838	\$161,291		\$171,024	\$606,321
Scott	\$321,248		\$2,600		\$281,763	\$605,612
Shelby	\$378,757	\$67,450			\$104,688	\$550,895
Simpson	\$196,559	\$21,549			\$144,663	\$362,772
Spencer	\$166,130	\$22,911			\$221,174	\$410,215
Taylor	\$259,627	\$176,660	\$73,064		\$302,121	\$811,472
Todd	\$216,726				\$258,982	\$475,708
Trigg	\$254,415	\$14,220	\$5,704		\$59,269	\$333,609
Trimble	\$127,703	\$24,336		\$11,725	\$147,243	\$311,006
Union	\$232,592	\$1,714	\$87,363	\$7,433	\$90,921	\$420,023
Warren	\$735,024	\$387,843			\$300,252	\$1,423,119
Washington	\$169,506	\$40,822	\$303,141		\$359,817	\$873,286
Wayne	\$236,552	\$438,425	\$112,381		\$123,703	\$911,060
Webster	\$220,806	\$21,240	\$87,363	\$7,433	\$142,869	\$479,711
Whitley	\$283,262	\$508,552	\$12,800		\$362,586	\$1,167,200
Wolfe	\$141,710	\$200,167			\$52,603	\$394,480
Woodford	\$240,456	\$71,760	\$163,469		\$107,758	\$583,444
<b>Totals</b>	<b>\$40,780,498</b>	<b>\$12,561,955</b>	<b>\$8,739,124</b>	<b>\$440,621</b>	<b>\$24,868,497</b>	<b>\$87,390,696</b>

# Litter Abatement Grants 2003 - 2010

COUNTY	2003 Litter Funds	2004 Litter Funds	2005 Litter Funds	2006 Litter Funds	2007 Litter Funds	2008 Litter Funds	2009 Litter Funds	2010 Litter Funds	Total Litter
Adair	\$34,361	\$34,361	\$34,361	\$37,946	\$36,830	\$38,903	\$37,971	\$36,860	\$291,591
Allen	\$31,181	\$31,181	\$31,181	\$34,431	\$33,406	\$35,954	\$35,085	\$34,068	\$266,487
Anderson	\$23,375	\$23,375	\$0	\$25,806	\$25,013	\$27,993	\$27,331	\$26,557	\$179,450
Ballard	\$18,012	\$18,012	\$18,012	\$19,890	\$19,306	\$19,791	\$19,304	\$18,740	\$151,068
Barren	\$56,886	\$56,886	\$56,886	\$62,808	\$60,914	\$65,235	\$63,670	\$61,844	\$485,131
Bath	\$21,038	\$21,038	\$0	\$23,229	\$0	\$25,431	\$24,800	\$24,079	\$139,617
Bell	\$37,964	\$37,964	\$37,964	\$41,909	\$40,619	\$42,234	\$41,212	\$40,042	\$319,910
Boone	\$92,505	\$92,505	\$102,091	\$98,872	\$98,872	\$131,090	\$127,838	\$212,421	\$956,193
Bourbon	\$23,329	\$23,329	\$23,329	\$0	\$24,961	\$2,662	\$25,641	\$24,916	\$148,165
Boyd	\$52,739	\$52,739	\$52,739	\$58,211	\$56,384	\$58,795	\$57,387	\$55,782	\$444,777
Boyle	\$28,353	\$28,353	\$28,353	\$31,296	\$30,315	\$32,885	\$32,119	\$31,219	\$242,892
Bracken	\$16,856	\$16,856	\$16,856	\$18,613	\$18,063	\$19,187	\$18,712	\$18,168	\$143,312
Breathitt	\$29,496	\$29,496	\$29,496	\$32,567	\$31,595	\$33,148	\$32,322	\$31,385	\$249,505
Breckenridge	\$41,131	\$41,131	\$41,131	\$45,421	\$44,088	\$44,593	\$43,494	\$42,224	\$343,213
Bullitt	\$61,680	\$61,680	\$61,680	\$68,073	\$65,919	\$83,446	\$81,436	\$79,170	\$563,082
Butler	\$28,566	\$28,566	\$28,566	\$31,548	\$30,627	\$30,360	\$29,629	\$28,761	\$236,623
Caldwell	\$23,350	\$23,350	\$23,350	\$25,788	\$25,028	\$25,185	\$24,602	\$23,883	\$194,537
Calloway	\$50,108	\$50,108	\$50,108	\$55,327	\$53,661	\$55,856	\$54,540	\$52,974	\$422,682
Campbell	\$61,951	\$61,951	\$68,365	\$66,117	\$66,117	\$68,215	\$66,758	\$14,777	\$474,252
Carlisle	\$12,911	\$0	\$12,911	\$14,259	\$13,844	\$14,309	\$13,960	\$13,549	\$95,743
Carroll	\$16,483	\$16,485	\$16,485	\$18,198	\$17,648	\$2,511	\$15,861	\$15,408	\$119,079
Carter	\$46,026	\$46,026	\$46,026	\$50,819	\$49,298	\$53,727	\$52,411	\$50,893	\$395,226
Casey	\$33,239	\$33,239	\$33,239	\$36,706	\$35,626	\$37,765	\$36,833	\$35,758	\$282,406
Christian	\$81,632	\$81,632	\$81,632	\$90,114	\$87,322	\$85,331	\$83,336	\$80,982	\$671,982
Clark	\$35,847	\$35,847	\$35,847	\$39,569	\$38,335	\$42,376	\$41,371	\$40,211	\$309,402
Clay	\$44,204	\$44,204	\$44,204	\$48,806	\$47,346	\$47,169	\$45,987	\$44,660	\$366,581
Clinton	\$18,557	\$18,557	\$18,557	\$20,490	\$0	\$20,776	\$20,260	\$19,671	\$136,867
Crittenden	\$20,104	\$20,104	\$20,104	\$22,203	\$21,556	\$21,501	\$20,995	\$20,377	\$166,942
Cumberland	\$17,367	\$17,367	\$17,367	\$19,179	\$18,621	\$19,555	\$19,079	\$18,517	\$147,051
Daviess	\$89,548	\$89,548	\$89,548	\$98,842	\$95,728	\$99,615	\$97,323	\$94,618	\$754,772
Edmonson	\$22,600	\$22,600	\$22,600	\$24,954	\$24,213	\$25,511	\$24,877	\$24,155	\$191,509
Elliott	\$16,995	\$16,995	\$16,995	\$18,769	\$0	\$19,563	\$19,087	\$18,525	\$126,928
Estill	\$24,614	\$24,614	\$24,614	\$27,176	\$26,358	\$26,614	\$25,960	\$25,214	\$205,165
Fayette	\$135,666	\$135,666	\$135,666	\$149,690	\$144,556	\$147,834	\$145,191	\$141,452	\$1,135,720
Fleming	\$24,540	\$24,540	\$24,540	\$27,097	\$26,291	\$28,302	\$27,615	\$26,815	\$209,738
Floyd	\$61,256	\$61,256	\$61,256	\$67,619	\$65,550	\$69,320	\$67,577	\$65,650	\$519,483
Franklin	\$44,643	\$44,643	\$44,643	\$49,273	\$47,709	\$51,250	\$50,060	\$48,670	\$380,891
Fulton	\$0	\$0	\$0	\$13,483	\$13,084	\$16,695	\$0	\$15,808	\$59,071
Gallatin	\$12,391	\$12,391	\$12,391	\$13,679	\$13,263	\$15,075	\$14,694	\$14,272	\$108,155
Garrard	\$21,605	\$21,605	\$21,605	\$23,852	\$23,128	\$26,286	\$25,642	\$24,911	\$188,635
Grant	\$32,529	\$32,529	\$32,529	\$35,909	\$34,814	\$37,525	\$36,602	\$35,561	\$277,998
Graves	\$60,548	\$60,548	\$60,548	\$66,855	\$64,854	\$67,229	\$65,605	\$63,712	\$509,898
Grayson	\$43,543	\$43,543	\$43,543	\$48,082	\$46,657	\$48,962	\$47,783	\$46,397	\$368,510
Green	\$25,268	\$25,268	\$25,268	\$27,904	\$27,085	\$27,322	\$26,649	\$25,870	\$210,634
Greenup	\$51,726	\$51,726	\$51,726	\$57,106	\$55,368	\$55,945	\$54,602	\$53,045	\$431,243
Hancock	\$16,824	\$16,824	\$16,824	\$18,577	\$18,027	\$18,953	\$18,483	\$17,945	\$142,456
Hardin	\$99,369	\$99,369	\$99,369	\$109,685	\$106,254	\$114,163	\$111,477	\$108,356	\$848,040
Harlan	\$46,878	\$46,878	\$46,878	\$51,746	\$50,158	\$53,643	\$50,152	\$48,724	\$395,056
Harrison	\$26,810	\$26,810	\$26,810	\$3,663	\$3,579	\$29,772	\$29,008	\$28,177	\$174,629
Hart	\$34,287	\$34,287	\$34,287	\$37,859	\$36,737	\$40,711	\$39,702	\$38,547	\$296,417
Henderson	\$49,827	\$49,827	\$49,827	\$55,008	\$53,308	\$54,533	\$53,287	\$51,786	\$417,404
Henry	\$26,103	\$26,103	\$26,103	\$28,819	\$27,953	\$30,956	\$30,180	\$29,309	\$225,526



# Litter Abatement Grants 2003 - 2010

COUNTY	2003 Litter Funds	2004 Litter Funds	2005 Litter Funds	2006 Litter Funds	2007 Litter Funds	2008 Litter Funds	2009 Litter Funds	2010 Litter Funds	Total Litter
Hickman	\$0	\$0	\$14,579	\$16,102	\$15,638	\$15,737	\$15,359	\$14,903	\$92,318
Hopkins	\$59,219	\$59,219	\$59,219	\$65,379	\$63,381	\$65,413	\$63,874	\$62,057	\$497,759
Jackson	\$30,042	\$30,042	\$30,042	\$33,176	\$32,203	\$32,247	\$31,453	\$30,534	\$249,739
Jefferson	\$593,606	\$593,606	\$593,606	\$655,029	\$633,836	\$421,447	\$416,328	\$405,453	\$4,312,911
Jessamine	\$34,456	\$34,456	\$0	\$38,029	\$36,816	\$41,618	\$40,688	\$39,571	\$265,632
Johnson	\$34,018	\$34,018	\$34,018	\$37,554	\$36,410	\$39,244	\$38,271	\$37,178	\$290,713
Kenton	\$88,747	\$88,747	\$97,926	\$94,624	\$94,624	\$97,724	\$95,817	\$55,342	\$713,551
Knott	\$29,176	\$29,176	\$29,176	\$32,210	\$31,237	\$33,028	\$32,197	\$31,271	\$247,470
Knox	\$47,411	\$47,411	\$47,411	\$52,339	\$50,746	\$55,541	\$54,155	\$52,604	\$407,619
LaRue	\$22,266	\$22,266	\$22,266	\$24,584	\$23,848	\$25,690	\$25,064	\$24,340	\$190,323
Laurel	\$77,079	\$77,079	\$77,079	\$85,088	\$82,492	\$92,770	\$90,456	\$87,875	\$669,920
Lawrence	\$30,615	\$30,615	\$30,615	\$33,805	\$32,802	\$1,227	\$34,784	\$33,772	\$228,234
Lee	\$18,293	\$18,293	\$18,293	\$20,202	\$19,611	\$19,856	\$19,371	\$18,802	\$152,722
Leslie	\$24,804	\$24,804	\$24,804	\$27,389	\$26,578	\$27,247	\$26,574	\$25,799	\$208,001
Letcher	\$41,850	\$41,850	\$41,850	\$46,202	\$44,807	\$46,779	\$45,604	\$44,290	\$353,231
Lewis	\$27,622	\$27,622	\$27,622	\$30,499	\$29,595	\$30,679	\$29,919	\$29,049	\$232,607
Lincoln	\$37,437	\$37,437	\$37,437	\$41,333	\$40,087	\$43,933	\$42,843	\$41,614	\$322,122
Livingston	\$21,401	\$21,401	\$21,401	\$23,633	\$22,939	\$23,737	\$23,154	\$22,476	\$180,143
Logan	\$46,257	\$46,257	\$46,257	\$51,078	\$49,558	\$50,581	\$49,362	\$47,933	\$387,284
Lyon	\$18,928	\$18,928	\$18,928	\$20,903	\$20,293	\$1,797	\$21,204	\$20,580	\$141,560
Madison	\$71,113	\$71,113	\$71,113	\$78,490	\$76,018	\$85,163	\$83,190	\$80,876	\$617,075
Magoffin	\$26,704	\$26,704	\$26,704	\$29,487	\$28,614	\$0	\$27,787	\$26,980	\$192,981
Marion	\$27,117	\$27,117	\$27,117	\$29,939	\$29,035	\$30,506	\$29,770	\$28,917	\$229,519
Marshall	\$46,226	\$46,226	\$46,226	\$51,036	\$49,495	\$53,609	\$52,301	\$50,798	\$395,918
Martin	\$19,835	\$19,835	\$19,835	\$21,896	\$0	\$21,714	\$21,164	\$20,558	\$144,837
Mason	\$21,761	\$21,761	\$21,761	\$24,026	\$23,296	\$24,592	\$24,021	\$23,335	\$184,554
McCracken	\$71,545	\$71,545	\$71,545	\$78,968	\$76,495	\$16,040	\$79,390	\$77,161	\$542,688
McCreary	\$35,156	\$35,156	\$35,156	\$38,820	\$37,674	\$37,528	\$36,596	\$35,533	\$291,619
McLean	\$0	\$20,507	\$20,507	\$22,645	\$21,976	\$22,254	\$21,704	\$21,071	\$150,665
Meade	\$40,120	\$40,120	\$0	\$44,288	\$42,938	\$48,057	\$46,835	\$45,498	\$307,857
Menifee	\$13,795	\$13,795	\$13,795	\$15,233	\$14,784	\$15,445	\$15,064	\$14,624	\$116,536
Mercer	\$27,462	\$27,462	\$27,462	\$30,318	\$29,392	\$31,786	\$31,023	\$30,140	\$235,044
Metcalfe	\$24,183	\$24,183	\$24,183	\$26,707	\$25,929	\$26,273	\$25,630	\$24,878	\$201,965
Monroe	\$24,161	\$24,161	\$24,161	\$26,683	\$25,900	\$26,096	\$25,470	\$24,725	\$201,357
Montgomery	\$28,085	\$28,085	\$28,085	\$31,000	\$30,041	\$34,495	\$33,643	\$32,693	\$246,125
Morgan	\$27,183	\$27,183	\$27,183	\$30,018	\$29,134	\$29,417	\$28,709	\$27,873	\$226,698
Muhlenberg	\$45,204	\$45,204	\$45,204	\$49,907	\$48,391	\$51,528	\$3,431	\$48,844	\$337,713
Nelson	\$50,207	\$50,207	\$50,207	\$55,425	\$53,727	\$61,601	\$60,088	\$58,383	\$439,845
Nicholas	\$13,870	\$13,870	\$1,353	\$15,315	\$14,863	\$15,889	\$15,497	\$15,045	\$105,701
Ohio	\$42,385	\$42,385	\$42,385	\$46,805	\$45,419	\$47,740	\$46,591	\$45,236	\$358,947
Oldham	\$56,846	\$56,846	\$0	\$0	\$5,518	\$77,199	\$75,230	\$73,117	\$344,756
Owen	\$21,510	\$21,510	\$21,510	\$23,752	\$23,050	\$25,250	\$24,624	\$23,908	\$185,115
Owsley	\$12,554	\$12,554	\$12,554	\$13,865	\$13,464	\$13,743	\$13,411	\$13,014	\$105,160
Pendleton	\$25,945	\$25,945	\$25,945	\$28,646	\$27,789	\$29,952	\$29,202	\$28,359	\$221,782
Perry	\$42,815	\$42,815	\$42,815	\$47,266	\$45,826	\$51,123	\$49,861	\$48,430	\$370,952
Pike	\$100,405	\$100,405	\$100,405	\$110,836	\$107,452	\$110,539	\$107,764	\$104,689	\$842,494
Powell	\$21,069	\$21,069	\$0	\$23,262	\$1,731	\$22,858	\$22,298	\$21,660	\$133,947
Pulaski	\$90,240	\$90,240	\$90,240	\$99,633	\$96,636	\$104,679	\$102,117	\$99,179	\$772,965
Robertson	\$5,680	\$5,680	\$5,680	\$6,273	\$6,091	\$6,375	\$6,220	\$6,037	\$48,036
Rockcastle	\$29,664	\$29,664	\$29,664	\$32,754	\$31,779	\$34,386	\$33,548	\$32,573	\$254,032
Rowan	\$30,780	\$30,780	\$30,780	\$33,980	\$32,944	\$34,750	\$33,914	\$32,943	\$260,869
Russell	\$32,021	\$32,021	\$32,021	\$35,357	\$34,308	\$34,365	\$33,525	\$32,552	\$266,168
Scott	\$34,262	\$34,262	\$34,262	\$37,819	\$36,635	\$49,225	\$48,065	\$46,719	\$321,248

# Litter Abatement Grants 2003 - 2010

COUNTY	2003 Litter Funds	2004 Litter Funds	2005 Litter Funds	2006 Litter Funds	2007 Litter Funds	2008 Litter Funds	2009 Litter Funds	2010 Litter Funds	Total Litter
Shelby	\$41,825	\$41,825	\$41,825	\$46,168	\$44,744	\$55,545	\$54,179	\$52,648	\$378,757
Simpson	\$22,840	\$22,840	\$22,840	\$25,219	\$24,456	\$26,790	\$26,163	\$25,411	\$196,559
Spencer	\$19,770	\$19,771	\$0	\$21,826	\$21,169	\$28,615	\$27,888	\$27,091	\$166,130
Taylor	\$30,644	\$30,644	\$30,644	\$33,833	\$32,804	\$34,550	\$33,736	\$32,773	\$259,627
Todd	\$25,656	\$25,656	\$25,656	\$28,331	\$27,497	\$28,721	\$28,015	\$27,195	\$216,726
Trigg	\$30,225	\$30,225	\$30,225	\$33,380	\$32,407	\$33,506	\$32,705	\$31,742	\$254,415
Trimble	\$14,862	\$14,862	\$14,862	\$16,409	\$15,919	\$17,383	\$16,947	\$16,458	\$127,703
Union	\$27,907	\$27,907	\$27,907	\$30,815	\$29,899	\$30,157	\$29,427	\$28,573	\$232,592
Warren	\$96,556	\$96,556	\$96,556	\$0	\$103,244	\$116,928	\$114,190	\$110,996	\$735,024
Washington	\$20,121	\$20,121	\$20,121	\$22,219	\$21,561	\$22,358	\$21,820	\$21,186	\$169,506
Wayne	\$31,916	\$31,916	\$31,916	\$0	\$34,183	\$36,468	\$35,591	\$34,563	\$236,552
Webster	\$26,262	\$26,262	\$26,262	\$29,000	\$28,143	\$29,032	\$28,335	\$27,509	\$220,806
Whitley	\$49,019	\$49,019	\$7,011	\$3,040	\$7,474	\$57,352	\$55,972	\$54,375	\$283,262
Wolfe	\$17,386	\$17,386	\$17,386	\$19,201	\$18,643	\$17,694	\$17,260	\$16,754	\$141,710
Woodford	\$27,767	\$27,767	\$27,767	\$30,649	\$29,698	\$33,113	\$32,304	\$31,392	\$240,456
<b>Totals</b>	<b>\$4,952,703</b>	<b>\$4,960,302</b>	<b>\$4,741,771</b>	<b>\$5,203,536</b>	<b>\$5,121,674</b>	<b>\$5,300,450</b>	<b>\$5,294,194</b>	<b>\$5,205,868</b>	<b>\$40,780,498</b>

## Illegal Open Dump Cleanup Grants 2004-2010

COUNTY	2005 Illegal Open Dump Grant	2006 Illegal Open Dump Grant	2007 Illegal Open Dump Grant	2008 Illegal Open Dump Grant	2009 Illegal Open Dump Grant	2010 Illegal Open Dump Grant	Total Illegal Open Dump Grant
Adair					\$13,883	\$0	\$13,883
Allen				\$28,791		\$5,250	\$34,041
Anderson		\$10,354					\$10,354
Ballard				\$94,669	\$132,199	\$69,438	\$296,307
Barren			\$14,945	\$149,729			\$164,674
Bath		\$4,353			\$6,802	\$2,784	\$13,940
Bell		\$889	\$37,796	\$21,611	\$65,216	\$5,029	\$130,542
Boone		\$0	\$33,448	\$23,647			\$57,095
Bourbon							\$0
Boyd							\$0
Boyle				\$9,778			\$9,778
Bracken			\$36,132	\$2,944	\$892		\$39,968
Breathitt		\$11,446	\$9,456	\$23,057	\$78,426	\$63,934	\$186,318
Breckenridge	\$2,651	\$5,213	\$14,033	\$13,349	\$16,420	\$3,432	\$55,097
Bullitt							\$0
Butler			\$1,757				\$1,757
Caldwell		\$2,504					\$2,504
Calloway	\$13,499	\$24,196	\$12,627				\$50,322
Campbell							\$0
Carlisle							\$0
Carroll	\$37,466		\$2,092		\$4,683		\$44,240
Carter	\$39,647	\$35,695	\$39,926				\$115,268
Casey			\$1,065				\$1,065
Christian			\$6,889	\$71,389		\$17,850	\$96,128
Clark		\$15,693	\$2,475				\$18,168
Clay					\$65,504	\$530,797	\$596,301
Clinton				\$85,531	\$527,198	\$89,125	\$701,854
Crittenden			\$3,007	\$14,526	\$1,422	\$891	\$19,846
Cumberland						\$5,259	\$5,259
Daviess		\$453		\$18,472			\$18,925
Edmonson			\$19,825	\$55,900		\$23,438	\$99,162
Elliott				\$84,386	\$68,884	\$54,874	\$208,144
Estill							\$0
Fayette				\$6,563		\$3,391	\$9,954
Fleming		\$8,566	\$1,555	\$4,226		\$5,689	\$20,036
Floyd							\$0
Franklin							\$0
Fulton							\$0
Gallatin							\$0
Garrard				\$50,025	\$728	\$86,738	\$137,491
Grant							\$0
Graves		\$8,409					\$8,409
Grayson	\$3,169	\$4,220	\$3,647				\$11,037
Green					\$59,003	\$5,233	\$64,236
Greenup	\$23,859	\$13,592					\$37,451

## Illegal Open Dump Cleanup Grants 2004-2010

<b>COUNTY</b>	<b>2005 Illegal Open Dump Grant</b>	<b>2006 Illegal Open Dump Grant</b>	<b>2007 Illegal Open Dump Grant</b>	<b>2008 Illegal Open Dump Grant</b>	<b>2009 Illegal Open Dump Grant</b>	<b>2010 Illegal Open Dump Grant</b>	<b>Total Illegal Open Dump Grant</b>
Hancock		\$4,615		\$2,791			\$7,406
Hardin		\$40,086	\$26,579	\$21,250	\$8,927	\$15,281	\$112,122
Harlan			\$27,501				\$27,501
Harrison	\$51,375			\$8,844			\$60,219
Hart			\$11,019	\$34,580	\$136,993	\$58,710	\$241,302
Henderson		\$89,409	\$7,903		\$23,332		\$120,644
Henry		\$13,400	\$4,418	\$9,010			\$26,828
Hickman							\$0
Hopkins		\$1,918		\$7,035	\$12,765	\$9,142	\$30,860
Jackson							\$0
Jefferson							\$0
Jessamine		\$468					\$468
Johnson			\$2,925		\$27,896		\$30,820
Kenton			\$76,486				\$76,486
Knott		\$2,305	\$14,110	\$11,824			\$28,239
Knox		\$1,044					\$1,044
LaRue			\$7,507	\$22,500			\$30,007
Laurel		\$60,369	\$28,875	\$87,083	\$143,431		\$319,757
Lawrence							\$0
Lee				\$73,766	\$100,152	\$389,435	\$563,352
Leslie	\$20,250			\$86,507	\$56,948	\$97,905	\$261,611
Letcher						\$28,589	\$28,589
Lewis	\$51,767	\$34,492	\$41,339	\$34,473	\$12,141	\$15,727	\$189,938
Lincoln			\$597				\$597
Livingston			\$19,836				\$19,836
Logan		\$2,028	\$4,482	\$16,056	\$11,817	\$3,265	\$37,648
Lyon							\$0
Madison	\$27,927	\$12,960	\$16,223	\$17,740			\$74,850
Magoffin					\$21,637		\$21,637
Marion	\$151,071		\$25,017	\$10,823	\$16,514	\$15,640	\$219,065
Marshall		\$43,687	\$13,897	\$2,602		\$9,541	\$69,727
Martin				\$9,143		\$20,066	\$29,210
Mason		\$1,379	\$2,394			\$23,643	\$27,416
McCracken			\$304,383	\$27,366	\$24,803	\$147,200	\$503,752
McCreary							\$0
McLean		\$24,158	\$372	\$10,410			\$34,940
Meade			\$18,551	\$58,513	\$53,514	\$33,582	\$164,160
Menifee					\$10,650		\$10,650
Mercer	\$10,639						\$10,639
Metcalf				\$220,673	\$30,151		\$250,824
Monroe							\$0
Montgomery					\$3,223	\$22,207	\$25,430
Morgan							\$0
Muhlenberg			\$34,872				\$34,872
Nelson						\$36,725	\$36,725

## Illegal Open Dump Cleanup Grants 2004-2010

<b>COUNTY</b>	<b>2005 Illegal Open Dump Grant</b>	<b>2006 Illegal Open Dump Grant</b>	<b>2007 Illegal Open Dump Grant</b>	<b>2008 Illegal Open Dump Grant</b>	<b>2009 Illegal Open Dump Grant</b>	<b>2010 Illegal Open Dump Grant</b>	<b>Total Illegal Open Dump Grant</b>
Nicholas							<b>\$0</b>
Ohio		\$3,931	\$5,954	\$2,988			<b>\$12,873</b>
Oldham			\$0				<b>\$0</b>
Owen		\$4,610	\$60,799	\$92,000			<b>\$157,409</b>
Owsley		\$33,405	\$99,861	\$148,480	\$136,609	\$77,963	<b>\$496,319</b>
Pendleton		\$3,132			\$27,444		<b>\$30,576</b>
Perry							<b>\$0</b>
Pike			\$10,700	\$17,507			<b>\$28,207</b>
Powell		\$1,952					<b>\$1,952</b>
Pulaski							<b>\$0</b>
Robertson							<b>\$0</b>
Rockcastle			\$47,648	\$82,280	\$37,847	\$138,352	<b>\$306,127</b>
Rowan							<b>\$0</b>
Russell						\$7,838	<b>\$7,838</b>
Scott							<b>\$0</b>
Shelby			\$52,300	\$15,150			<b>\$67,450</b>
Simpson				\$21,549			<b>\$21,549</b>
Spencer			\$0	\$862	\$10,526		<b>\$11,388</b>
Taylor	\$49,950		\$13,907	\$47,507	\$24,252	\$9,750	<b>\$145,366</b>
Todd							<b>\$0</b>
Trigg			\$10,859		\$2,839		<b>\$13,699</b>
Trimble		\$3,317	\$21,019				<b>\$24,336</b>
Union		\$954	\$760				<b>\$1,714</b>
Warren		\$21,146	\$49,019	\$44,491	\$57,231	\$39,209	<b>\$211,095</b>
Washington		\$7,618	\$22,057	\$3,236		\$3,627	<b>\$36,539</b>
Wayne	\$17,850	\$89,463	\$87,373	\$40,599	\$28,409	\$21,341	<b>\$285,035</b>
Webster		\$3,948	\$17,292				<b>\$21,240</b>
Whitley					\$156,466	\$327,387	<b>\$483,853</b>
Wolfe			\$13,483		\$21,325	\$75,483	<b>\$110,291</b>
Woodford	\$41,760		\$0	\$13,197			<b>\$54,957</b>
<b>Totals</b>	<b>\$542,880</b>	<b>\$651,377</b>	<b>\$1,442,989</b>	<b>\$2,061,427</b>	<b>\$2,239,102</b>	<b>\$2,600,759</b>	<b>\$9,538,534</b>

## Recycling Grants 2007-2010

COUNTY	2007 Recycling Grants	2008 Recycling Grants	2009 Recycling Grants	2010 Recycling Grants	Totals
Adair	\$14,000	\$14,735	\$27,626	\$38,949	\$95,310
Allen			\$62,682	\$55,850	\$118,532
Anderson					
Ballard			\$54,600	\$93,419	\$148,019
Barren	\$20,591	\$32,650	\$30,000		\$83,241
Bath			\$6,025	\$2,541	\$8,566
Bell		\$56,952		\$79,852	\$136,804
Boone		\$17,000	\$14,700	\$5,312	\$37,012
Bourbon					
Boyd	\$20,008	\$96,595			\$116,603
Boyle	\$123,700	\$101,200		\$78,000	\$302,900
Bracken	\$28,845				\$28,845
Breathitt				\$266,935	\$266,935
Breckenridge					
Bullitt					
Butler					
Caldwell		\$5,704			\$5,704
Calloway	\$134,587				\$134,587
Campbell				\$5,312	\$5,312
Carlisle					
Carroll					
Carter			\$22,222		\$22,222
Casey					
Christian	\$280,257			\$26,000	\$306,257
Clark			\$21,550	\$58,990	\$80,540
Clay		\$27,288	\$38,985		\$66,273
Clinton					
Crittenden		\$5,704			\$5,704
Cumberland					
Daviess			\$149,006	\$0	\$149,006
Edmonson					
Elliott					
Estill			\$54,483	\$53,166	\$107,649
Fayette			\$14,035		\$14,035
Fleming	\$37,110		\$12,125	\$27,785	\$77,020
Floyd		\$51,311	\$54,920	\$25,609	\$131,839
Franklin		\$2,900	\$29,230		\$32,130
Fulton					
Gallatin					
Garrard		\$9,155	\$49,767	\$84,584	\$143,506
Grant		\$20,000			\$20,000
Graves					
Grayson					

## Recycling Grants 2007-2010

COUNTY	2007 Recycling Grants	2008 Recycling Grants	2009 Recycling Grants	2010 Recycling Grants	Totals
Green					
Greenup					
Hancock					
Hardin		\$27,740	\$25,439	\$19,718	\$72,897
Harlan					
Harrison					
Hart					
Henderson	\$396,100	\$3,940	\$40,167	\$43,256	\$483,463
Henry					
Hickman					
Hopkins				\$62,218	\$62,218
Jackson		\$36,228			\$36,228
Jefferson			\$57,260		\$57,260
Jessamine			\$56,307	\$136,237	\$192,544
Johnson				\$25,609	\$25,609
Kenton				\$5,312	\$5,312
Knott	\$118,940		\$41,539		\$160,479
Knox			\$98,330	\$65,699	\$164,029
LaRue		\$43,682		\$32,400	\$76,082
Laurel		\$121,441	\$57,927	\$187,474	\$366,842
Lawrence					
Lee			\$14,030		\$14,030
Leslie					
Letcher	\$28,480	\$40,900			\$69,380
Lewis	\$51,014				\$51,014
Lincoln	\$2,360			\$84,584	\$86,944
Livingston		\$5,704			\$5,704
Logan	\$68,500				\$68,500
Lyon		\$5,704		\$40,107	\$45,811
Madison		\$4,000	\$7,000	\$39,100	\$50,100
Magoffin		\$51,311	\$54,920	\$25,609	\$131,839
Marion	\$142,700	\$3,975	\$16,005	\$15,979	\$178,658
Marshall		\$5,704			\$5,704
Martin				\$25,609	\$25,609
Mason	\$17,627			\$173,000	\$190,627
McCracken			\$54,736	\$86,295	\$141,031
McCreary					
McLean					
Meade	\$93,779	\$100,947	\$21,124	\$481,081	\$696,931
Menifee					
Mercer	\$6,730		\$19,000	\$4,500	\$30,230
Metcalfe					
Monroe			\$96,833		\$96,833
Montgomery					

## Recycling Grants 2007-2010

COUNTY	2007 Recycling Grants	2008 Recycling Grants	2009 Recycling Grants	2010 Recycling Grants	Totals
Morgan					
Muhlenberg					
Nelson		\$172,564	\$64,295	\$15,979	\$252,837
Nicholas					
Ohio		\$37,935			\$37,935
Oldham		\$9,000			\$9,000
Owen		\$13,500		\$109,665	\$123,165
Owsley					
Pendleton					
Perry					
Pike	\$205,161	\$51,311	\$54,920	\$25,609	\$337,000
Powell					
Pulaski	\$175,565	\$24,180	\$153,396	\$223,168	\$576,309
Robertson				\$24,250	\$24,250
Rockcastle		\$54,520	\$19,800		\$74,320
Rowan	\$13,000	\$4,716	\$19,450	\$21,505	\$58,671
Russell	\$25,863	\$26,600	\$19,200	\$89,628	\$161,291
Scott		\$2,600			\$2,600
Shelby					
Simpson					
Spencer					
Taylor	\$18,307		\$28,657	\$26,100	\$73,064
Todd					
Trigg		\$5,704			\$5,704
Trimble					
Union		\$3,940	\$40,167	\$43,256	\$87,363
Warren					
Washington	\$253,536	\$17,622	\$16,005	\$15,979	\$303,141
Wayne		\$27,174	\$33,050	\$52,157	\$112,381
Webster		\$3,940	\$40,167	\$43,256	\$87,363
Whitley		\$12,800			\$12,800
Wolfe					
Woodford		\$39,408		\$124,061	\$163,469
	\$2,276,760	\$1,399,984	\$1,791,678	\$3,270,703	\$8,739,124



## Household Hazardous Waste Collection Grants 2007-2010

COUNTY	HHW 2008	HHW 2009	HHW 2010	TOTALS
Adair				
Allen				
Anderson				
Ballard				
Barren				
Bath				
Bell				
Boone		\$24,000	\$7,649	\$31,649
Bourbon				
Boyd				
Boyle				
Bracken				
Breathitt				
Breckenridge				
Bullitt				
Butler				
Caldwell				
Calloway				
Campbell			\$7,649	\$7,649
Carlisle				
Carroll				
Carter				
Casey				
Christian				
Clark				
Clay				
Clinton				
Crittenden				
Cumberland				
Daviess				
Edmonson				
Elliott				
Estill				
Fayette		\$113,154		\$113,154
Fleming				
Floyd				
Franklin				
Fulton				
Gallatin				
Garrard				
Grant		\$24,000	\$16,560	\$40,560
Graves				
Grayson				
Green				

## Household Hazardous Waste Collection Grants 2007-2010

COUNTY	HHW 2008	HHW 2009	HHW 2010	TOTALS
Greenup				
Hancock				
Hardin	\$17,624	\$18,000	\$20,600	\$56,224
Harlan				
Harrison				
Hart				
Henderson			\$7,433	\$7,433
Henry				
Hickman				
Hopkins				
Jackson				
Jefferson				
Jessamine			\$20,180	\$20,180
Johnson				
Kenton			\$7,649	\$7,649
Knott				
Knox				
LaRue				
Laurel				
Lawrence				
Lee				
Leslie				
Letcher				
Lewis				
Lincoln				
Livingston				
Logan				
Lyon				
Madison	\$4,000	\$4,500	\$5,000	\$13,500
Magoffin				
Marion				
Marshall				
Martin				
Mason				
McCracken		\$27,000	\$27,000	\$54,000
McCreary				
McLean				
Meade				
Menifee				
Mercer				
Metcalfe				
Monroe				
Montgomery				
Morgan				

## Household Hazardous Waste Collection Grants 2007-2010

COUNTY	HHW 2008	HHW 2009	HHW 2010	TOTALS
Muhlenberg				
Nelson			\$19,450	\$19,450
Nicholas				
Ohio				
Oldham		\$18,000	\$13,981	\$31,981
Owen				
Owsley				
Pendleton				
Perry				
Pike				
Powell				
Pulaski				
Robertson				
Rockcastle				
Rowan			\$10,600	\$10,600
Russell				
Scott				
Shelby				
Simpson				
Spencer				
Taylor				
Todd				
Trigg				
Trimble		\$11,725		\$11,725
Union			\$7,433	\$7,433
Warren				
Washington				
Wayne				
Webster			\$7,433	\$7,433
Whitley				
Wolfe				
Woodford	\$0	\$0	\$0	\$0
TOTALS	\$21,624	\$240,379	\$178,618	\$440,621

## Waste Tire Fund Expenditures

County	Tire Amnesty 1998 - 2010	Crumb Rubber Grants 2004-2010	Off-Site Cleanups 2001- 2010	TDF Grants 2001 - 2007	Avg CCW funding 2002- 2006	Totals
Adair	\$260,421	\$16,771	\$3,384		\$6,731	\$280,576
Allen	\$129,018	\$42,844	\$6,076		\$8,670	\$177,937
Anderson	\$64,659	\$29,839			\$6,883	\$94,498
Ballard	\$47,920	\$20,625		\$750,000	\$11,343	\$818,545
Barren	\$144,821	\$148,562	\$17,449		\$8,670	\$310,833
Bath	\$73,824	\$65,624			\$8,277	\$139,448
Bell	\$128,946	\$58,969			\$10,493	\$187,915
Boone	\$162,466	\$30,450			\$14,336	\$192,916
Bourbon	\$66,798	\$32,343			\$6,883	\$99,141
Boyd	\$130,834	\$25,214	\$1,400,000		\$11,747	\$1,556,048
Boyle	\$109,023	\$72,147			\$6,883	\$181,170
Bracken	\$102,362	\$19,080			\$14,750	\$121,442
Breathitt	\$81,969	\$45,000	\$7,543		\$7,518	\$134,512
Breckinridge	\$154,991	\$0			\$5,093	\$154,991
Bullitt	\$246,234	\$84,000	\$155,796		\$6,690	\$486,030
Butler	\$141,588	\$28,741	\$2,015		\$8,670	\$172,344
Caldwell	\$79,584	\$182,951			\$11,998	\$262,535
Calloway	\$190,060	\$73,025	\$4,969		\$11,343	\$268,054
Campbell	\$168,777	\$30,063			\$14,336	\$198,840
Carlisle	\$26,805	\$0			\$11,343	\$26,805
Carroll	\$61,365	\$109,105			\$14,336	\$170,470
Carter	\$87,268	\$0			\$11,747	\$87,268
Casey	\$161,429	\$139,315			\$6,731	\$300,743
Christian	\$241,554	\$69,140			\$11,998	\$310,694
Clark	\$80,008	\$5,200			\$6,883	\$85,208
Clay	\$71,483	\$50,062			\$10,493	\$121,545
Clinton	\$80,842	\$71,601			\$6,731	\$152,443
Crittenden	\$66,512	\$70,800			\$11,998	\$137,312
Cumberland	\$47,464	\$19,196	\$10,069		\$6,731	\$76,728
Daviess	\$296,967	\$53,058		\$454,276	\$11,692	\$804,301
Edmonson	\$120,281	\$54,075			\$8,670	\$174,356
Elliott	\$34,097	\$67,830			\$11,747	\$101,927
Estill	\$86,612	\$46,875			\$6,883	\$133,487
Fayette	\$234,380	\$83,734			\$6,883	\$318,114
Fleming	\$106,664	\$0			\$14,750	\$106,664
Floyd	\$117,935	\$0	\$27,503		\$12,478	\$145,438
Franklin	\$286,348	\$71,133			\$6,883	\$357,481
Fulton	\$15,285	\$0			\$11,343	\$15,285
Gallatin	\$136,681	\$21,413			\$14,336	\$158,094
Garrard	\$75,621	\$0			\$6,883	\$75,621
Grant	\$141,826	\$24,361	\$21,983		\$14,336	\$188,170
Graves	\$120,189	\$84,075			\$11,343	\$204,264
Grayson	\$213,467	\$17,184	\$100,788		\$5,093	\$331,439
Green	\$212,055	\$29,305	\$112,104		\$6,731	\$353,464
Greenup	\$39,892	\$41,865			\$11,747	\$81,757
Hancock	\$69,710	\$64,283			\$11,692	\$133,993
Hardin	\$216,252	\$48,892	\$374,572		\$5,093	\$639,717
Harlan	\$74,859	\$41,175			\$10,493	\$116,034
Harrison	\$100,592	\$91,358			\$6,883	\$191,950
Hart	\$174,236	\$30,250	\$52,216		\$8,670	\$256,702
Henderson	\$122,221	\$20,000	\$3,721		\$11,692	\$145,942
Henry	\$174,793	\$53,317			\$6,690	\$228,110

## Waste Tire Fund Expenditures

County	Tire Amnesty 1998 - 2010	Crumb Rubber Grants 2004-2010	Off-Site Cleanups 2001- 2010	TDF Grants 2001 - 2007	Avg CCW funding 2002- 2006	Totals
Hickman	\$14,098	\$0			\$11,343	\$14,098
Hopkins	\$106,018	\$34,976			\$11,998	\$140,994
Jackson	\$89,500	\$31,312			\$10,493	\$120,812
Jefferson	\$335,520	\$282,630			\$6,690	\$618,150
Jessimine	\$87,349	\$5,300			\$6,883	\$92,649
Johnson	\$68,852	\$83,085			\$12,478	\$151,937
Kenton	\$141,461	\$32,873	\$54,366		\$14,336	\$228,700
Knott	\$40,184	\$23,175			\$7,518	\$63,359
Knox	\$200,409	\$39,481			\$10,493	\$239,890
Larue	\$151,205	\$34,932	\$86,473		\$5,093	\$272,610
Laurel	\$246,647	\$52,128	\$48,706		\$10,493	\$347,481
Lawrence	\$51,291	\$0			\$11,747	\$51,291
Lee	\$71,142	\$0			\$7,518	\$71,142
Leslie	\$38,645	\$33,786			\$7,518	\$72,431
Letcher	\$178,151	\$24,564			\$7,518	\$202,715
Lewis	\$52,786	\$63,510			\$14,750	\$116,296
Lincoln	\$188,628	\$145,411			\$6,883	\$334,038
Livingston	\$26,019	\$1,944			\$11,998	\$27,963
Logan	\$247,575	\$71,384	\$18,129		\$8,670	\$337,088
Lyon	\$23,168	\$74,949			\$11,998	\$98,118
Madison	\$127,359	\$221,241			\$6,883	\$348,600
Magoffin	\$57,906	\$32,343			\$12,478	\$90,249
Marion	\$92,423	\$21,109			\$5,093	\$113,532
Marshall	\$50,905	\$47,650			\$11,343	\$98,555
Martin	\$87,008	\$95,593	\$30,827		\$12,478	\$213,429
Mason	\$108,946	\$61,357			\$14,750	\$170,303
McCracken	\$92,558	\$45,800	\$1,678		\$11,343	\$140,036
McCreary	\$78,569	\$35,835			\$6,731	\$114,404
McLean	\$92,004	\$0			\$11,692	\$92,004
Meade	\$99,189	\$64,874	\$149,691		\$5,093	\$313,754
Menifee	\$63,042	\$29,355	\$42,294		\$8,277	\$134,691
Mercer	\$106,672	\$130,112			\$6,883	\$236,784
Metcalfe	\$80,445	\$7,968			\$8,670	\$88,413
Monroe	\$45,468	\$102,844			\$8,670	\$148,312
Montgomery	\$90,932	\$122,500			\$8,277	\$213,432
Morgan	\$55,478	\$0			\$8,277	\$55,478
Muhlenberg	\$166,348	\$95,391			\$11,998	\$261,739
Nelson	\$109,283	\$70,014	\$45,774		\$5,093	\$225,070
Nicholas	\$49,153	\$0			\$6,883	\$49,153
Ohio	\$242,453	\$72,269	\$183,656		\$11,692	\$498,377
Oldham	\$89,299	\$69,705			\$6,690	\$159,004
Owen	\$118,195	\$0	\$154,100		\$14,336	\$272,295
Owlsey	\$20,140	\$29,608			\$7,518	\$49,748
Pendleton	\$162,787	\$31,125			\$14,336	\$193,912
Perry	\$84,369	\$76,833			\$7,518	\$7,518
Pike	\$218,359	\$91,987	\$78,440		\$12,478	\$388,786
Powell	\$82,864	\$2,928			\$6,883	\$85,792
Pulaski	\$267,623	\$93,625	\$38,213		\$6,731	\$399,462
Robertson	\$48,761	\$0			\$14,750	\$48,761
Rockcastle	\$79,229	\$31,312			\$10,493	\$110,541
Rowan	\$83,839	\$60,025			\$8,277	\$143,864
Russell	\$148,712	\$22,312			\$6,731	\$171,024

## Waste Tire Fund Expenditures

County	Tire Amnesty 1998 - 2010	Crumb Rubber Grants 2004-2010	Off-Site Cleanups 2001- 2010	TDF Grants 2001 - 2007	Avg CCW funding 2002- 2006	Totals
Scott	\$169,332	\$95,490	\$16,942		\$6,883	\$281,763
Shelby	\$70,330	\$34,358			\$6,690	\$104,688
Simpson	\$64,612	\$73,363	\$6,689		\$8,670	\$144,663
Spencer	\$128,824	\$51,686	\$40,664		\$6,690	\$221,174
Taylor	\$186,019	\$111,937	\$4,165		\$6,731	\$302,121
Todd	\$99,856	\$144,991	\$14,136		\$11,998	\$258,982
Trigg	\$48,789	\$10,480			\$11,998	\$59,269
Trimble	\$133,184	\$14,059			\$6,690	\$147,243
Union	\$52,101	\$38,820			\$11,692	\$90,921
Warren	\$230,287	\$16,168	\$53,797		\$8,670	\$300,252
Washington	\$64,536	\$14,250	\$281,031		\$5,093	\$359,817
Wayne	\$76,451	\$44,726	\$2,526		\$6,731	\$123,703
Webster	\$86,337	\$56,532			\$11,692	\$142,869
Whitley	\$238,961	\$123,625			\$10,493	\$362,586
Wolfe	\$52,603	\$0			\$7,518	\$52,603
Woodford	\$35,446	\$72,313			\$6,883	\$107,758
<b>Totals</b>	<b>\$13,976,619</b>	<b>\$6,188,801</b>	<b>\$3,652,486</b>	<b>\$1,204,276</b>	<b>\$1,134,213</b>	<b>\$24,868,497</b>

<b>County</b>	<b>Waste Tire Amnesty Round 1 (1998 - 2002)</b>	<b>Waste Tire Amnesty Round 2 (2002 - 2006)</b>	<b>Waste Tire Amnesty Round 3 (2006 - 2010)</b>	<b>Total Tire Amnesty Funding</b>
Adair	\$155,679	\$58,691	\$46,050	\$260,421
Allen	\$39,508	\$24,347	\$65,163	\$129,018
Anderson	\$20,816	\$23,127	\$20,716	\$64,659
Ballard	\$14,998	\$21,509	\$11,412	\$47,920
Barren	\$65,400	\$35,467	\$43,955	\$144,821
Bath	\$42,595	\$9,399	\$21,830	\$73,824
Bell	\$51,257	\$30,496	\$47,193	\$128,946
Boone	\$112,975	\$14,450	\$35,041	\$162,466
Bourbon	\$20,879	\$16,367	\$29,552	\$66,798
Boyd	\$61,931	\$17,778	\$51,125	\$130,834
Boyle	\$46,742	\$32,171	\$30,110	\$109,023
Bracken	\$46,933	\$17,800	\$37,629	\$102,362
Breathitt	\$43,607	\$26,274	\$12,088	\$81,969
Breckinridge	\$63,725	\$46,464	\$44,802	\$154,991
Bullitt	\$122,455	\$35,162	\$88,617	\$246,234
Butler	\$71,991	\$25,360	\$44,237	\$141,588
Caldwell	\$32,955	\$20,663	\$25,966	\$79,584
Calloway	\$106,737	\$38,974	\$44,350	\$190,060
Campbell	\$112,975	\$42,085	\$13,717	\$168,777
Carlisle	\$7,844	\$5,680	\$13,281	\$26,805
Carroll	\$26,246	\$20,274	\$14,845	\$61,365
Carter	\$26,125	\$19,665	\$41,478	\$87,268
Casey	\$29,978	\$95,319	\$36,132	\$161,429
Christian	\$122,050	\$76,136	\$43,368	\$241,554
Clark	\$34,875	\$10,431	\$34,703	\$80,008
Clay	\$32,955	\$17,732	\$20,796	\$71,483
Clinton	\$24,916	\$24,154	\$31,772	\$80,842
Crittenden	\$53,360	\$5,475	\$7,677	\$66,512
Cumberland	\$20,800	\$12,581	\$14,082	\$47,464
Daviess	\$185,195	\$60,516	\$51,256	\$296,967
Edmonson	\$57,591	\$30,326	\$32,364	\$120,281
Elliott	\$14,877	\$5,443	\$13,777	\$34,097
Estill	\$33,732	\$23,045	\$29,835	\$86,612
Fleming	\$66,064	\$14,696	\$25,904	\$106,664
Floyd	\$72,137	\$27,503	\$18,295	\$117,935
Franklin	\$221,860	\$19,813	\$44,676	\$286,348
Fulton	\$2,048	\$4,302	\$8,935	\$15,285

<b>County</b>	<b>Waste Tire Amnesty Round 1 (1998 - 2002)</b>	<b>Waste Tire Amnesty Round 2 (2002 - 2006)</b>	<b>Waste Tire Amnesty Round 3 (2006 - 2010)</b>	<b>Total Tire Amnesty Funding</b>
Gallatin	\$98,729	\$15,590	\$22,362	\$136,681
Garrard	\$51,420	\$15,909	\$8,293	\$75,621
Grant	\$95,873	\$29,761	\$16,192	\$141,826
Graves	\$62,940	\$32,096	\$25,153	\$120,189
Grayson	\$87,313	\$69,758	\$56,396	\$213,467
Green	\$136,829	\$40,095	\$35,132	\$212,055
Greenup	\$19,253	\$7,511	\$13,128	\$39,892
Hancock	\$30,962	\$27,863	\$10,885	\$69,710
Hardin	\$21,414	\$136,921	\$57,917	\$216,252
Harlan	\$44,508	\$13,411	\$16,940	\$74,859
Harrison	\$33,431	\$16,927	\$50,234	\$100,592
Hart	\$93,538	\$30,206	\$50,491	\$174,236
Henderson	\$82,413	\$16,460	\$23,348	\$122,221
Henry	\$86,601	\$49,774	\$38,418	\$174,793
Hickman	\$6,474	\$3,186	\$4,438	\$14,098
Hopkins	\$57,789	\$43,401	\$4,828	\$106,018
Jackson	\$29,365	\$22,621	\$37,514	\$89,500
Jessimine	\$26,421	\$20,813	\$40,115	\$87,349
Johnson	\$30,032	\$15,162	\$23,658	\$68,852
Kenton	\$112,975	\$17,209	\$11,277	\$141,461
Knott	\$14,624	\$12,020	\$13,540	\$40,184
Knox	\$116,329	\$31,672	\$52,408	\$200,409
Larue	\$86,473	\$34,558	\$30,174	\$151,205
Laurel	\$127,020	\$48,427	\$71,200	\$246,647
Lawrence	\$25,274	\$4,680	\$21,337	\$51,291
Lee	\$21,834	\$28,108	\$21,200	\$71,142
Leslie	\$24,292	\$5,317	\$9,036	\$38,645
Letcher	\$62,339	\$65,716	\$50,095	\$178,151
Lewis	\$13,503	\$15,691	\$23,592	\$52,786
Lexington/Fayette	\$109,636	\$59,075	\$65,668	\$234,380
Lincoln	\$45,767	\$64,883	\$77,978	\$188,628
Livingston	\$8,524	\$9,858	\$7,636	\$26,019
Logan	\$131,014	\$42,531	\$74,030	\$247,575
Louisville/Jefferson	\$181,293	\$91,555	\$62,672	\$335,520
Lyon	\$7,066	\$10,342	\$5,760	\$23,168
Madison	\$35,079	\$38,107	\$54,172	\$127,359
Magoffin	\$25,186	\$14,307	\$18,414	\$57,906



<b>County</b>	<b>Waste Tire Amnesty Round 1 (1998 - 2002)</b>	<b>Waste Tire Amnesty Round 2 (2002 - 2006)</b>	<b>Waste Tire Amnesty Round 3 (2006 - 2010)</b>	<b>Total Tire Amnesty Funding</b>
Marion	\$45,774	\$24,403	\$22,246	\$92,423
Marshall	\$34,316	\$11,429	\$5,159	\$50,905
Martin	\$43,441	\$30,827	\$12,740	\$87,008
Mason	\$32,095	\$13,085	\$63,766	\$108,946
McCracken	\$46,507	\$46,051	\$0	\$92,558
McCreary	\$25,774	\$29,717	\$23,077	\$78,569
McLean	\$35,104	\$28,311	\$28,589	\$92,004
Meade	\$29,309	\$37,929	\$31,951	\$99,189
Menifee	\$28,660	\$9,814	\$24,568	\$63,042
Mercer	\$35,215	\$25,127	\$46,331	\$106,672
Metcalfe	\$21,141	\$27,935	\$31,369	\$80,445
Monroe	\$19,762	\$10,381	\$15,325	\$45,468
Montgomery	\$18,707	\$14,751	\$57,474	\$90,932
Morgan	\$12,309	\$12,335	\$30,834	\$55,478
Muhlenberg	\$48,017	\$63,713	\$54,618	\$166,348
Nelson	\$43,757	\$45,634	\$19,892	\$109,283
Nicholas	\$14,672	\$9,888	\$24,592	\$49,153
Ohio	\$156,883	\$43,207	\$42,363	\$242,453
Oldham	\$67,247	\$9,785	\$12,267	\$89,299
Owen	\$32,694	\$42,485	\$43,016	\$118,195
Owlsey	\$4,151	\$9,908	\$6,082	\$20,140
Pendleton	\$97,367	\$37,652	\$27,768	\$162,787
Perry	\$27,262	\$31,525	\$25,582	\$84,369
Pike	\$75,378	\$78,440	\$64,542	\$218,359
Powell	\$24,670	\$18,777	\$39,417	\$82,864
Pulaski	\$14,527	\$148,165	\$104,931	\$267,623
Robertson	\$15,302	\$17,085	\$16,374	\$48,761
Rockcastle	\$30,634	\$23,653	\$24,942	\$79,229
Rowan	\$26,952	\$19,927	\$36,960	\$83,839
Russell	\$90,568	\$25,732	\$32,412	\$148,712
Scott	\$94,997	\$9,888	\$64,447	\$169,332
Shelby	\$11,510	\$30,813	\$28,007	\$70,330
Simpson	\$28,227	\$11,919	\$24,465	\$64,612
Spencer	\$102,774	\$15,635	\$10,415	\$128,824
Taylor	\$90,897	\$55,904	\$39,218	\$186,019
Todd	\$28,841	\$31,246	\$39,768	\$99,856
Trigg	\$14,804	\$12,806	\$21,179	\$48,789

<b>County</b>	<b>Waste Tire Amnesty Round 1 (1998 - 2002)</b>	<b>Waste Tire Amnesty Round 2 (2002 - 2006)</b>	<b>Waste Tire Amnesty Round 3 (2006 - 2010)</b>	<b>Total Tire Amnesty Funding</b>
Trimble	\$105,624	\$12,409	\$15,151	\$133,184
Union	\$17,521	\$12,768	\$21,812	\$52,101
Warren	\$89,545	\$47,316	\$93,426	\$230,287
Washington	\$7,457	\$22,091	\$34,988	\$64,536
Wayne	\$25,021	\$22,719	\$28,711	\$76,451
Webster	\$42,215	\$24,733	\$19,389	\$86,337
Whitley	\$116,527	\$34,602	\$87,832	\$238,961
Wolfe	\$10,823	\$22,331	\$19,449	\$52,603
Woodford	\$10,952	\$11,556	\$12,937	\$35,446
<b>Totals</b>	<b>\$6,506,272</b>	<b>\$3,537,601</b>	<b>\$3,932,746</b>	<b>\$13,976,619</b>

## Crumb Rubber Grants 2004-2010

COUNTY	2004 Crumb Rubber Grants	2005 Crumb Rubber Grants	2006 Crumb Rubber Grants	2007 Crumb Rubber Grants	2008 Crumb Rubber Grants	2009 Crumb Rubber Grants	2010 Crumb Rubber Grants	Total Crumb Rubber Grants
Adair					\$16,771			\$16,771
Allen		\$25,772				\$17,072		\$42,844
Anderson		\$10,726	\$15,413	\$3,700				\$29,839
Ballard		\$20,625						\$20,625
Barren		\$20,625	\$127,937					\$148,562
Bath					\$65,624			\$65,624
Bell		\$41,250	\$17,719					\$58,969
Boone					\$30,450			\$30,450
Bourbon				\$32,343				\$32,343
Boyd					\$25,214			\$25,214
Boyle	\$64,500				\$7,647			\$72,147
Bracken					\$19,080			\$19,080
Breathitt				\$45,000				\$45,000
Breckenridge								
Bullitt		\$20,625		\$63,375				\$84,000
Butler		\$8,641			\$20,100			\$28,741
Caldwell		\$20,625	\$144,490	\$17,836				\$182,951
Calloway				\$49,400	\$23,625			\$73,025
Campbell		\$20,625			\$9,438			\$30,063
Carlisle								
Carroll		\$4,500	\$62,250		\$42,355			\$109,105
Carter								
Casey			\$66,853	\$72,462				\$139,315
Christian				\$64,040			\$5,100	\$69,140
Clark				\$5,200				\$5,200
Clay			\$22,312	\$27,750				\$50,062
Clinton			\$50,576			\$21,025		\$71,601
Crittenden			\$47,625	\$23,175				\$70,800
Cumberland			\$19,196					\$19,196
Daviess		\$30,000			\$23,058			\$53,058
Edmonson		\$20,625		\$33,450				\$54,075
Elliott			\$24,518		\$43,312			\$67,830
Estill	\$46,875							\$46,875
Fayette	\$52,125	\$17,805			\$5,179	\$8,625		\$83,734
Fleming								
Floyd								
Franklin		\$20,625			\$41,750		\$8,758	\$71,133
Fulton								

## Crumb Rubber Grants 2004-2010

COUNTY	2004 Crumb Rubber Grants	2005 Crumb Rubber Grants	2006 Crumb Rubber Grants	2007 Crumb Rubber Grants	2008 Crumb Rubber Grants	2009 Crumb Rubber Grants	2010 Crumb Rubber Grants	Total Crumb Rubber Grants
Gallatin		\$21,413						\$21,413
Garrard								
Grant							\$24,361	\$24,361
Graves	\$33,750	\$20,625	\$29,700					\$84,075
Grayson						\$17,184		\$17,184
Green			\$22,312		\$6,993			\$29,305
Greenup		\$28,265		\$13,600				\$41,865
Hancock		\$34,583		\$29,700				\$64,283
Hardin		\$42,622		\$6,270				\$48,892
Harlan				\$41,175				\$41,175
Harrison	\$59,963					\$31,395		\$91,358
Hart		\$7,938	\$22,312					\$30,250
Henderson				\$20,000				\$20,000
Henry			\$22,312		\$31,005			\$53,317
Hickman								
Hopkins			\$20,236		\$14,740			\$34,976
Jackson			\$31,312					\$31,312
Louisville-Jefferson Metro Government	\$35,625	\$130,625		\$59,185		\$22,195	\$35,000	\$282,630
Jessamine						\$5,300		\$5,300
Johnson		\$60,585					\$22,500	\$83,085
Kenton		\$11,078	\$21,795					\$32,873
Knott				\$23,175				\$23,175
Knox				\$9,500			\$29,981	\$39,481
LaRue		\$23,512			\$11,420			\$34,932
Laurel		\$20,625	\$31,503					\$52,128
Lawrence								
Lee								
Leslie							\$33,786	\$33,786
Letcher						\$24,564		\$24,564
Lewis					\$63,510			\$63,510
Lincoln		\$13,458	\$131,953					\$145,411
Livingston				\$1,944				\$1,944
Logan				\$55,000			\$16,384	\$71,384
Lyon			\$59,874		\$15,075			\$74,949
Madison	\$146,566	\$54,375		\$20,300				\$221,241
Magoffin				\$32,343				\$32,343
Marion						\$21,109		\$21,109

## Crumb Rubber Grants 2004-2010

COUNTY	2004 Crumb Rubber Grants	2005 Crumb Rubber Grants	2006 Crumb Rubber Grants	2007 Crumb Rubber Grants	2008 Crumb Rubber Grants	2009 Crumb Rubber Grants	2010 Crumb Rubber Grants	Total Crumb Rubber Grants
Marshall			\$29,550	\$18,100				\$47,650
Martin				\$32,343	\$63,250			\$95,593
Mason	\$33,750	\$27,607						\$61,357
McCracken				\$45,800				\$45,800
McCreary					\$35,835			\$35,835
McLean								
Meade			\$64,874					\$64,874
Menifee							\$29,355	\$29,355
Mercer	\$16,875	\$20,625	\$31,312	\$61,300				\$130,112
Metcalfe					\$7,968			\$7,968
Monroe		\$20,625	\$82,219					\$102,844
Montgomery				\$122,500				\$122,500
Morgan								
Muhlenberg	\$16,090	\$72,319			\$6,982			\$95,391
Nelson	\$34,875	\$13,539		\$21,600				\$70,014
Nicholas								
Ohio		\$20,625	\$33,468	\$4,260	\$13,916			\$72,269
Oldham		\$27,965	\$19,470		\$22,270			\$69,705
Owen								
Owsley				\$2,569	\$27,039			\$29,608
Pendleton							\$31,125	\$31,125
Perry					\$76,833			\$76,833
Pike			\$34,425		\$35,062		\$22,500	\$91,987
Powell					\$2,928			\$2,928
Pulaski	\$45,000	\$20,625		\$28,000				\$93,625
Robertson								
Rockcastle			\$31,312					\$31,312
Rowan	\$38,025	\$22,000						\$60,025
Russell			\$22,312					\$22,312
Scott	\$51,375				\$44,115			\$95,490
Shelby			\$13,358		\$21,000			\$34,358
Simpson	\$56,625					\$16,738		\$73,363
Spencer			\$32,432				\$19,254	\$51,686
Taylor	\$45,500			\$66,437				\$111,937
Todd	\$54,835		\$90,156					\$144,991
Trigg			\$10,480					\$10,480
Trimble				\$14,059				\$14,059
Union					\$38,820			\$38,820

## Crumb Rubber Grants 2004-2010

COUNTY	2004 Crumb Rubber Grants	2005 Crumb Rubber Grants	2006 Crumb Rubber Grants	2007 Crumb Rubber Grants	2008 Crumb Rubber Grants	2009 Crumb Rubber Grants	2010 Crumb Rubber Grants	Total Crumb Rubber Grants
Warren				\$8,522			\$7,646	\$16,168
Washington						\$14,250		\$14,250
Wayne					\$44,726			\$44,726
Webster					\$42,282		\$14,250	\$56,532
Whitley	\$39,706	\$46,897	\$12,435	\$24,587				\$123,625
Wolfe								
Woodford	\$61,500	\$10,813						\$72,313
<b>Totals</b>	<b>\$933,560</b>	<b>\$1,056,412</b>	<b>\$1,500,000</b>	<b>\$1,200,000</b>	<b>\$999,372</b>	<b>\$199,457</b>	<b>\$300,000</b>	<b>\$6,188,801</b>

## Off-Site Waste Tire Cleanups 2001-2010

County	Off-Site Cleanups 2001-2010
Adair	\$3,384
Allen	\$6,076
Anderson	
Ballard	
Barren	\$17,449
Bath	
Bell	
Boone	
Bourbon	
Boyd	\$1,400,000
Boyle	
Bracken	
Breathitt	\$7,543
Breckinridge	
Bullitt	\$155,796
Butler	\$2,015
Caldwell	
Calloway	\$4,969
Campbell	
Carlisle	
Carroll	
Carter	
Casey	
Christian	
Clark	
Clay	
Clinton	
Crittenden	
Cumberland	\$10,069
Daviess	
Edmonson	
Elliott	
Estill	
Fayette	
Fleming	
Floyd	\$27,503
Franklin	
Fulton	
Gallatin	
Garrard	
Grant	\$21,983
Graves	
Grayson	\$100,788
Green	\$112,104
Greenup	
Hancock	

County	Off-Site Cleanups 2001-2010
Hardin	\$374,572
Harlan	
Harrison	
Hart	\$52,216
Henderson	\$3,721
Henry	
Hickman	
Hopkins	
Jackson	
Jefferson	
Jessimine	
Johnson	
Kenton	\$54,366
Knott	
Knox	
Larue	\$86,473
Laurel	\$48,706
Lawrence	
Lee	
Leslie	
Letcher	
Lewis	
Lincoln	
Livingston	
Logan	\$18,129
Lyon	
Madison	
Magoffin	
Marion	
Marshall	
Martin	\$30,827
Mason	
McCracken	\$1,678
McCreary	
McLean	
Meade	\$149,691
Menifee	\$42,294
Mercer	
Metcalfe	
Monroe	
Montgomery	
Morgan	
Muhlenberg	
Nelson	\$45,774
Nicholas	
Ohio	\$183,656



County	Off-Site Cleanups 2001-2010
Oldham	
Owen	\$154,100
Owlsey	
Pendleton	
Perry	
Pike	\$78,440
Powell	
Pulaski	\$38,213
Robertson	
Rockcastle	
Rowan	
Russell	
Scott	\$16,942
Shelby	
Simpson	\$6,689
Spencer	\$40,664
Taylor	\$4,165
Todd	\$14,136
Trigg	
Trimble	
Union	
Warren	\$53,797
Washington	\$281,031
Wayne	\$2,526
Webster	
Whitley	
Wolfe	
Woodford	
<b>Totals</b>	<b>\$3,652,486</b>

## Tire Derived Fuel (TDF) Grants 2001 - 2007

County	TDF Grants 2001 - 2007
Ballard	\$750,000
Daviess	\$454,276
<b>Totals</b>	<b>\$1,204,276</b>

## Commonwealth Cleanup Week Grants 2002-2006

Commonwealth Cleanup Week				
2002 Commonwealth Cleanup Week				
Waste Tire Activity				
			Estimated	
Area Development District			No. of	Amount Spent
			Tires	
Barren River Area Development District			3,661	\$5,693
Big Sandy Area Development District			13,855	\$10,000
Bluegrass Area Development District			23,363	\$34,000
Buffalo Trace Area Development District			16,547	\$10,000
Cumberland Valley Area Development District			10,318	\$16,000
FIVCO Area Development District			4,175	\$9,506
Gateway Area Development District			7,398	\$10,000
Green River Area Development District			5,983	\$11,847
Kentucky River Area Development District			2,691	\$6,225
KIPDA			12,975	\$13,999
Lake Cumberland Area Development District			13,791	\$20,000
Lincoln Trail Area Development District			3,008	\$5,156
Northern Kentucky Area Development District			19,474	\$16,000
Pennyrile Area Development District			9,612	\$17,980
Purchase Area Development District			9,735	\$16,000
		<b>SUBTOTAL =</b>	156,586	\$202,405
2003 Commonwealth Cleanup and PRIDE Cleanup Weeks				
Waste Tire Activity				
			Estimated	
Area Development District			No. of	Amount Spent
			Tires	
Barren River Area Development District			12,839	\$22,512
Big Sandy Area Development District			14,400	\$15,000
Bluegrass Area Development District			28,515	\$37,350
Buffalo Trace Area Development District			25,162	\$15,000
Cumberland Valley Area Development District			9,523	\$14,585
FIVCO Area Development District			8,389	\$15,000
Gateway Area Development District			10,700	\$13,369
Green River Area Development District			9,665	\$21,000
Kentucky River Area Development District			11,083	\$11,060
Kentuckiana Regional Planning & Developme			1,748	\$2,833
Lake Cumberland Area Development District			6,579	\$11,578
Lincoln Trail Area Development District			6,713	\$14,885
Northern Kentucky Area Development District			22,601	\$24,000
Pennyrile Area Development District			17,839	\$27,000

## Commonwealth Cleanup Week Grants 2002-2006

Purchase Area Development District			16,859	\$24,000
		<b><i>SUBTOTAL =</i></b>	<b><i>202,615</i></b>	<b><i>\$269,172</i></b>
<b>2004 Commonwealth Cleanup and PRIDE Cleanup Weeks</b>				
<b>Waste Tire Activity</b>				
			<b>Estimated</b>	
<b>Area Development District</b>			<b>No. of Tires</b>	<b>Amount Spent</b>
Barren River Area Development District			28,102	\$30,000
Big Sandy Area Development District			13,250	\$13,215
Bluegrass Area Development District			2,733	\$6,219
Buffalo Trace Area Development District			33,946	\$15,000
Cumberland Valley Area Development District			14,047	\$24,000
FIVCO Area Development District			9,853	\$14,230
Gateway Area Development District			60	\$193
Green River Area Development District			18,211	\$21,000
Kentucky River Area Development District			5,553	\$11,325
Kentuckiana Regional Planning & Developme			38,479	\$9,213
Lake Cumberland Area Development District			19,766	\$28,843
Lincoln Trail Area Development District			3,754	\$9,701
Northern Kentucky Area Development District			18,972	\$24,000
Pennyrile Area Development District			17,977	\$27,000
Purchase Area Development District			6,273	\$6,490
		<b><i>SUBTOTAL =</i></b>	<b><i>230,976</i></b>	<b><i>\$240,429</i></b>
<b>2005 Commonwealth Cleanup and PRIDE Cleanup Weeks</b>				
<b>Waste Tire Activity</b>				
			<b>Estimated</b>	
<b>Area Development District</b>			<b>No. of Tires</b>	<b>Amount Spent</b>
Barren River Area Development District			9,658	\$17,394
Big Sandy Area Development District			12,548	\$14,736
Bluegrass Area Development District			19,948	\$22,447
Buffalo Trace Area Development District			36,485	\$15,000
Cumberland Valley Area Development District			14,254	\$21,361
FIVCO Area Development District			15,987	\$15,000
Gateway Area Development District			20,852	\$15,000
Green River Area Development District			22,301	\$21,000
Kentucky River Area Development District			10,496	\$23,549
Kentuckiana Regional Planning & Developme			3,753	\$6,613
Lake Cumberland Area Development District			2,644	\$3,214

## Commonwealth Cleanup Week Grants 2002-2006

Lincoln Trail Area Development District		5,146	\$9,460
Northern Kentucky Area Development District		22,327	\$24,000
Pennyrile Area Development District		17,934	\$27,000
Puchase Area Development District		16,278	\$18,815
		<b><i>SUBTOTAL =</i></b>	230,611
			\$254,588
<b>2006 Commonwealth Cleanup and PRIDE Cleanup Week</b>			
<b>Waste Tire Activity</b>			
<b>Area Development District</b>		<b>Estimated No. of Tires</b>	<b>County Funds Spent</b>
Barren River ADD		28,970	\$11,106
Big Sandy ADD		6,631	\$9,442
Bluegrass ADD		13,856	\$17,000
Buffalo Trace ADD		37,933	\$18,751
Cumberland Valley ADD		11,697	\$8,000
FIVCO ADD		7,598	\$5,000
Gateway ADD		1,489	\$2,822
Green River ADD		11,588	\$7,000
Kentucky River ADD		7,712	\$7,983
KIPDA		36,174	\$14,173
Lake Cumberland ADD		1,564	\$3,675
Lincoln Trail ADD		650	\$1,539
Northern Kentucky ADD		18,460	\$26,690
Pennyrile ADD		5,336	\$9,000
Purchase ADD		13,999	\$25,440
		<b><i>SUBTOTAL =</i></b>	<b><i>203,657</i></b>
		<b><i>TOTAL</i></b>	<b><i>\$167,619</i></b>
			<b><i>\$1,134,213</i></b>